



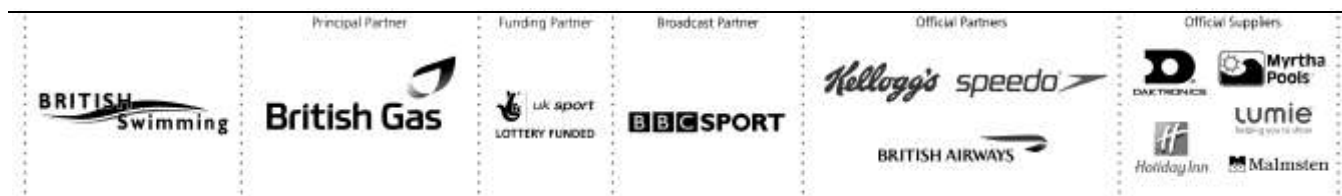
Results Day 1 Heats Saturday 3 March 2012

	WR	EUR	GBR	FINA A	T 16
400M Ind.Medley	4.03.84	4.06.16	4.11.32	4.16.46	4.15.64

EVENT 1 Mens Open 400m Individual Medley

Full Results

Place	Name	YoB	Club	Time	R.T.	FINA Pt					
1.	Markus Rogan	(82)	Austria	4:17.18	+ 0.78	852					
	50m 27.05	100m 57.81	150m 1:30.48	200m 2:02.59	250m 2:39.01	300m 3:16.25	350m 3:47.65	400m 4:17.18			
	27.05	30.76	32.67	32.11	36.42	37.24	31.40	29.53			
2.	Joseph Roebuck	(85)	Loughboro Un	4:17.78	+ 0.78	846					
	50m 26.15	100m 56.16	150m 1:30.49	200m 2:04.18	250m 2:39.35	300m 3:16.35	350m 3:47.55	400m 4:17.78			
	26.15	30.01	34.33	33.69	35.17	37.00	31.20	30.23			
3.	Roberto Pavoni	(91)	Loughboro Un	4:17.80	+ 0.67	846					
	50m 26.87	100m 57.94	150m 1:31.13	200m 2:03.50	250m 2:39.19	300m 3:15.53	350m 3:46.55	400m 4:17.80			
	26.87	31.07	33.19	32.37	35.69	36.34	31.02	31.25			
4.	Lewis Smith	(88)	Warrender Ba	4:18.11	+ 0.75	843					
	50m 27.72	100m 58.61	150m 1:31.83	200m 2:04.68	250m 2:41.35	300m 3:18.13	350m 3:48.80	400m 4:18.11			
	27.72	30.89	33.22	32.85	36.67	36.78	30.67	29.31			
5.	Thomas Haffield	(88)	Co Cardiff	4:18.27	+ 0.76	841					
	50m 27.65	100m 58.97	150m 1:31.99	200m 2:04.35	250m 2:40.52	300m 3:16.92	350m 3:48.22	400m 4:18.27			
	27.65	31.32	33.02	32.36	36.17	36.40	31.30	30.05			
6.	Matthew Johnson	(95)	Co Sheffield	4:19.00	+ 0.69	834					
	50m 27.36	100m 58.22	150m 1:31.53	200m 2:04.46	250m 2:41.63	300m 3:19.27	350m 3:49.30	400m 4:19.00			
	27.36	30.86	33.31	32.93	37.17	37.64	30.03	29.70			
7.	Adam Harrington	(91)	Loughboro Un	4:19.30	+ 0.71	831					
	50m 27.37	100m 59.18	150m 1:32.20	200m 2:04.93	250m 2:41.45	300m 3:18.76	350m 3:49.26	400m 4:19.30			
	27.37	31.81	33.02	32.73	36.52	37.31	30.50	30.04			
8.	Xavier Mohammed	(90)	Co Cardiff	4:22.09	+ 0.68	805					
	50m 27.57	100m 59.79	150m 1:32.90	200m 2:05.41	250m 2:41.64	300m 3:19.34	350m 3:51.14	400m 4:22.09			
	27.57	32.22	33.11	32.51	36.23	37.70	31.80	30.95			
9.	Daniel Wallace	(93)	Warrender Ba	4:22.54	+ 0.67	801					
	50m 27.53	100m 58.67	150m 1:32.63	200m 2:06.27	250m 2:43.46	300m 3:21.38	350m 3:53.00	400m 4:22.54			
	27.53	31.14	33.96	33.64	37.19	37.92	31.62	29.54			
10.	Jan David Schepers	(90)	Germany	4:23.14	+ 0.66	795					
	50m 27.14	100m 59.12	150m 1:34.27	200m 2:08.30	250m 2:44.66	300m 3:22.25	350m 3:53.86	400m 4:23.14			
	27.14	31.98	35.15	34.03	36.36	37.59	31.61	29.28			
11.	Michael Meyer	(92)	South Africa	4:23.29	+ 0.72	794					
	50m 26.98	100m 58.57	150m 1:32.05	200m 2:04.76	250m 2:42.75	300m 3:21.32	350m 3:53.27	400m 4:23.29			
	26.98	31.59	33.48	32.71	37.99	38.57	31.95	30.02			
12.	Matthew Allison	(91)	Co Leeds	4:23.54	+ 0.69	792					
	50m 27.81	100m 59.71	150m 1:34.31	200m 2:08.89	250m 2:45.35	300m 3:22.52	350m 3:53.85	400m 4:23.54			
	27.81	31.90	34.60	34.58	36.46	37.17	31.33	29.69			
13.	Ross Muir	(91)	F.I.R.S.T.	4:24.17	+ 0.81	786					
	50m 28.35	100m 59.65	150m 1:32.07	200m 2:04.61	250m 2:42.22	300m 3:19.80	350m 3:52.19	400m 4:24.17			
	28.35	31.30	32.42	32.54	37.61	37.58	32.39	31.98			
14.	Tristan Slater	(93)	Millfield	4:24.36	+ 0.71	784					
	50m 27.68	100m 59.92	150m 1:34.80	200m 2:09.26	250m 2:45.54	300m 3:23.28	350m 3:54.50	400m 4:24.36			
	27.68	32.24	34.88	34.46	36.28	37.74	31.22	29.86			
15.	Chris Suggett	(93)	Swansea Perf	4:25.10	+ 0.65	778					
	50m 27.71	100m 59.46	150m 1:33.73	200m 2:07.64	250m 2:44.52	300m 3:22.59	350m 3:54.47	400m 4:25.10			
	27.71	31.75	34.27	33.91	36.88	38.07	31.88	30.63			
16.	James Guy	(95)	Millfield	4:26.24	+ 0.70	768					
	50m 27.30	100m 58.64	150m 1:33.05	200m 2:07.29	250m 2:45.42	300m 3:25.08	350m 3:56.84	400m 4:26.24			
	27.30	31.34	34.41	34.24	38.13	39.66	31.76	29.40			
17.	Nicholas Grainger	(94)	Co Sheffield	4:27.13	+ 0.77	760					
	50m 27.71	100m 59.11	150m 1:34.29	200m 2:08.88	250m 2:45.97	300m 3:24.60	350m 3:56.87	400m 4:27.13			
	27.71	31.40	35.18	34.59	37.09	38.63	32.27	30.26			
18.	Alexis Santos	(92)	Portugal	4:28.30	+ 0.73	750					
	50m 28.00	100m 1:00.80	150m 1:35.14	200m 2:09.17	250m 2:47.04	300m 3:25.55	350m 3:57.81	400m 4:28.30			
	28.00	32.80	34.34	34.03	37.87	38.51	32.26	30.49			
19.	Max Litchfield	(95)	Donc Dantes	4:29.65	+ 0.66	739					
	50m 27.85	100m 59.94	150m 1:34.21	200m 2:08.13	250m 2:47.01	300m 3:26.02	350m 3:58.54	400m 4:29.65			
	27.85	32.09	34.27	33.92	38.88	39.01	32.52	31.11			
20.	Raphael Stacchiotti	(92)	Luxembourg	4:29.96	+ 0.64	736					
	50m 27.58	100m 59.98	150m 1:34.83	200m 2:09.82	250m 2:47.88	300m 3:26.98	350m 3:59.12	400m 4:29.96			
	27.58	32.40	34.85	34.99	38.06	39.10	32.14	30.84			
21.	Thomas Barton	(94)	Co Liverpool	4:30.16	+ 0.71	735					
	50m 27.73	100m 1:00.68	150m 1:36.12	200m 2:10.78	250m 2:49.55	300m 3:28.91	350m 4:00.57	400m 4:30.16			
	27.73	32.95	35.44	34.66	38.77	39.36	31.66	29.59			
22.	Wonyong Jung	(92)	Korea	4:30.42	+ 0.67	733					
	50m 26.99	100m 58.02	150m 1:32.85	200m 2:07.46	250m 2:45.81	300m 3:25.70	350m 3:59.31	400m 4:30.42			
	26.99	31.03	34.83	34.61	38.35	39.89	33.61	31.11			

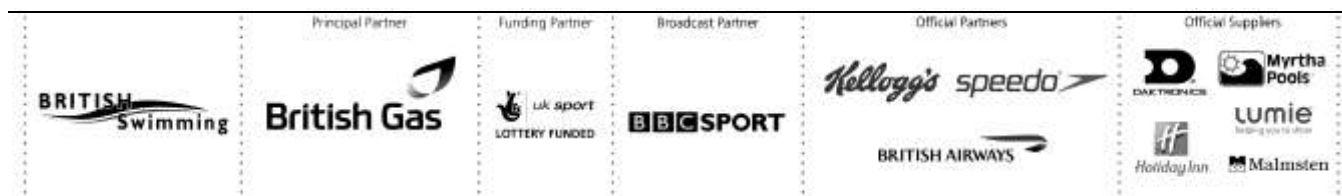




Results Day 1 Heats Saturday 3 March 2012

EVENT 1 Mens Open 400m Individual Medley

23. Haobo Wei	(95) China	4:31.05 + 0.65	728					
50m 28.17	100m 1:00.19	150m 1:36.54	200m 2:12.35	250m 2:49.75	300m 3:28.52	350m 4:01.13	400m 4:31.05	
28.17	32.02	36.35	35.81	37.40	38.77	32.61	29.92	
24. Alex Mackay	(92) Co Cardiff	4:31.43 + 0.65	725					
50m 28.93	100m 1:02.04	150m 1:37.19	200m 2:11.85	250m 2:50.76	300m 3:30.27	350m 4:01.64	400m 4:31.43	
28.93	33.11	35.15	34.66	38.91	39.51	31.37	29.79	
25. Thiago Simon	(90) Brazil	4:32.10 + 0.73	719					
50m 28.17	100m 1:00.79	150m 1:36.39	200m 2:11.57	250m 2:50.59	300m 3:29.84	350m 4:01.25	400m 4:32.10	
28.17	32.62	35.60	35.18	39.02	39.25	31.41	30.85	
26. Mitchell Adshead	(93) Chase	4:32.14 + 0.77	719					
50m 28.68	100m 1:01.85	150m 1:37.95	200m 2:12.94	250m 2:50.76	300m 3:29.17	350m 4:01.91	400m 4:32.14	
28.68	33.17	36.10	34.99	37.82	38.41	32.74	30.23	
27. Lewis Wiseman-Ord	(93) Co Newcastle	4:32.34 + 0.68	717					
50m 27.13	100m 59.38	150m 1:34.85	200m 2:10.45	250m 2:49.85	300m 3:29.55	350m 4:02.14	400m 4:32.34	
27.13	32.25	35.47	35.60	39.40	39.70	32.59	30.20	
28. Liam Knight	(94) Co Peterboro	4:32.47 + 0.72	716					
50m 26.93	100m 59.12	150m 1:33.83	200m 2:08.07	250m 2:47.36	300m 3:26.92	350m 4:00.08	400m 4:32.47	
26.93	32.19	34.71	34.24	39.29	39.56	33.16	32.39	
29. David Maxwell	(93) Co Coventry	4:32.59 + 0.70	715					
50m 28.46	100m 1:00.97	150m 1:36.39	200m 2:10.59	250m 2:49.30	300m 3:28.47	350m 4:01.66	400m 4:32.59	
28.46	32.51	35.42	34.20	38.71	39.17	33.19	30.93	
30. Fraser Minnican	(95) Co Liverpool	4:33.98 + 0.72	704					
50m 27.14	100m 58.84	150m 1:33.90	200m 2:08.95	250m 2:48.46	300m 3:29.40	350m 4:02.02	400m 4:33.98	
27.14	31.70	35.06	35.05	39.51	40.94	32.62	31.96	
31. Pedro Miguel Pinotes	(89) Angola	4:34.67 + 0.78	699					
50m 28.36	100m 1:01.58	150m 1:38.45	200m 2:14.80	250m 2:53.14	300m 3:31.99	350m 4:04.24	400m 4:34.67	
28.36	33.22	36.87	36.35	38.34	38.85	32.25	30.43	
32. Fabian Whitbread	(92) Warrender Ba	4:34.68 + 0.72	699					
50m 28.44	100m 1:01.38	150m 1:36.96	200m 2:11.94	250m 2:49.99	300m 3:29.06	350m 4:02.60	400m 4:34.68	
28.44	32.94	35.58	34.98	38.05	39.07	33.54	32.08	
33. Evandro Silva	(91) Brazil	4:34.71 + 0.71	699					
50m 29.09	100m 1:02.41	150m 1:38.72	200m 2:13.55	250m 2:52.30	300m 3:31.73	350m 4:03.69	400m 4:34.71	
29.09	33.32	36.31	34.83	38.75	39.43	31.96	31.02	
34. Mark Szaraneck	(95) Carnegie	4:35.72 + 0.73	691					
50m 27.19	100m 59.03	150m 1:34.57	200m 2:09.09	250m 2:48.79	300m 3:30.61	350m 4:03.28	400m 4:35.72	
27.19	31.84	35.54	34.52	39.70	41.82	32.67	32.44	
35. Joseph Patching	(94) Plymouth Lea	4:36.01 + 0.50	689					
50m 27.07	100m 58.55	150m 1:31.09	200m 2:04.14	250m 2:46.09	300m 3:29.25	350m 4:03.18	400m 4:36.01	
27.07	31.48	32.54	33.05	41.95	43.16	33.93	32.83	
36. Thomas Paine	(94) Cleethorpes	4:37.50 + 0.68	678					
50m 27.08	100m 58.77	150m 1:35.41	200m 2:11.30	250m 2:50.74	300m 3:32.07	350m 4:04.82	400m 4:37.50	
27.08	31.69	36.64	35.89	39.44	41.33	32.75	32.68	
37. Earl Radtschenko	(96) Co Coventry	4:40.31 + 0.79	658					
50m 28.12	100m 1:00.88	150m 1:37.57	200m 2:13.50	250m 2:53.45	300m 3:34.80	350m 4:07.78	400m 4:40.31	
28.12	32.76	36.69	35.93	39.95	41.35	32.98	32.53	
38. Joshua Winnicott	(96) Co Birm'ham	4:42.16 + 0.73	645					
50m 28.68	100m 1:02.01	150m 1:39.64	200m 2:16.50	250m 2:56.70	300m 3:37.31	350m 4:10.47	400m 4:42.16	
28.68	33.33	37.63	36.86	40.20	40.61	33.16	31.69	
39. Benjamin Goodall	(96) Derventio	4:43.69 + 0.74	635					
50m 29.13	100m 1:02.57	150m 1:38.73	200m 2:14.89	250m 2:56.29	300m 3:38.31	350m 4:11.13	400m 4:43.69	
29.13	33.44	36.16	36.16	41.40	42.02	32.82	32.56	
40. Freddy Hoban	(96) Co Leeds	4:47.62 + 0.69	609					
50m 29.03	100m 1:02.45	150m 1:40.59	200m 2:17.58	250m 3:00.71	300m 3:43.76	350m 4:16.03	400m 4:47.62	
29.03	33.42	38.14	36.99	43.13	43.05	32.27	31.59	
41. Daniel Liu	(96) Millfield	4:50.91 + 0.67	588					
50m 29.39	100m 1:03.15	150m 1:40.24	200m 2:17.51	250m 2:59.60	300m 3:42.39	350m 4:17.12	400m 4:50.91	
29.39	33.76	37.09	37.27	42.09	42.79	34.73	33.79	





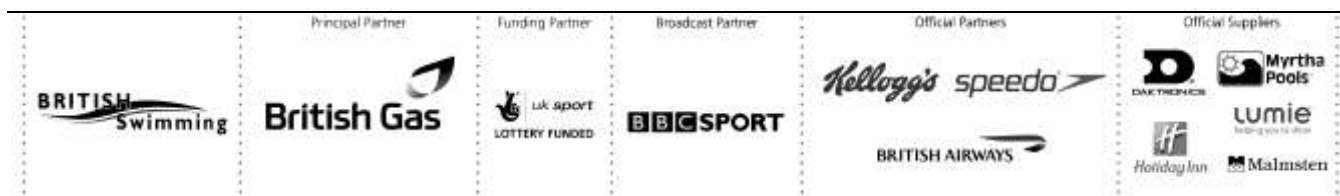
Results Day 1 Heats Saturday 3 March 2012

	WR	ER	GBR	FINA A	T 16
100m Butterfly	56.06	56.06	57.40	58.70	58.56

EVENT 2 Womens Open 100m Butterfly

Full Results

Place	Name	YoB	Club	Time	R.T.FINA Pt	50
1.	Sarah Sjoestroem	(93)	Sweden	58.28	+ 0.73 890	27.70
2.	Ellen Gandy	(91)	Beckenham	58.71	+ 0.76 870	27.45
3.	Francesca Halsall	(90)	Loughboro Un	59.01	+ 0.73 857	27.04
4.	Lyndsay De Paul	(88)	USA	59.13	+ 0.64 852	28.21
5.	Hannah Wilson	(89)	Hong Kong	59.26	+ 0.66 846	28.06
6.	Otylia Jedrzejczak	(83)	Poland	59.44	+ 0.74 838	27.78
7.	Fan Guo	(90)	China	59.51	+ 0.64 835	27.96
8.	Li Tao	(90)	Singapore	59.59	+ 0.74 832	27.77
8.	Sara Oliveira	(85)	Portugal	59.59	+ 0.65 832	27.86
10.	Amanda Loots	(78)	South Africa	59.60	+ 0.68 832	27.98
11.	Vanessa Mohr	(95)	South Africa	59.67	+ 0.68 829	27.77
12.	Jemma Lowe	(90)	Swansea Perf	59.89	+ 0.67 820	28.42
13.	Sina Sutter	(91)	Germany	1:00.00	+ 0.73 815	28.00
14.	Jessica Dickens	(90)	Edinburgh Un	1:00.15	+ 0.71 809	28.39
15.	Lucy Worrall	(92)	Stockport Mo	1:00.16	+ 0.72 809	27.84
16.	Siobhan-Marie O'Connor	(95)	Bath Univ	1:00.18	+ 0.74 808	27.74
17.	Hye Ra Choi	(91)	Korea	1:00.26	+ 0.71 805	28.47
18.	Jessica Sylvester	(87)	Nova Cent'n	1:00.44	+ 0.80 797	28.14
19.	Emma Wilkins	(91)	Loughboro Un	1:00.48	+ 0.74 796	27.54
19.	Sehyeon An	(95)	Korea	1:00.48	+ 0.60 796	28.34
21.	Sophie Allen	(92)	Stockport Mo	1:00.51	+ 0.68 795	28.20
22.	Rachael Kelly	(94)	Royal Wolv	1:00.71	+ 0.70 787	28.52
23.	Tilly Gray	(91)	Loughboro Un	1:00.77	+ 0.41 785	28.13
24.	Kimberly Buys	(89)	Belgium	1:00.85	+ 0.72 781	28.19
25.	Hang Yu Sze	(88)	Hong Kong	1:00.94	+ 0.72 778	28.62
26.	Elena Sheridan	(95)	Romford Town	1:01.38	+ 0.71 761	28.83
27.	Libby Mitchell	(93)	Swansea Perf	1:01.55	+ 0.78 755	28.73
28.	Fiona Donnelly	(95)	Nova Cent'n	1:01.61	+ 0.82 753	28.88
29.	Bruna Rocha	(93)	Brazil	1:01.86	+ 0.68 744	28.78
30.	Alys Thomas	(90)	Swansea Perf	1:02.19	+ 0.71 732	29.29
30.	Georgia Barton	(95)	Preston	1:02.19	+ 0.73 732	29.25
32.	Amanda Nugent	(91)	Co Salford	1:02.32	+ 0.72 727	29.21
33.	Emma Saunders	(94)	Co Manch Aq	1:02.38	+ 0.69 725	29.51
34.	Katherine Ambridge	(90)	Windsor	1:02.40	+ 0.66 725	29.19
35.	Charlotte McKenzie	(96)	F.I.R.S.T.	1:02.49	+ 0.72 721	29.10
36.	Jennifer Oldham	(90)	Bath Univ	1:02.66	+ 0.72 716	29.35
37.	Laura Dawson	(93)	Tynemouth	1:02.77	+ 0.69 712	28.83
38.	Hannah Shore	(92)	Loughboro Un	1:02.85	+ 0.77 709	28.75
39.	Sian Harkin	(94)	Plymouth Lea	1:02.89	+ 0.76 708	28.81
39.	Phoebe Lenderyou	(95)	Co Newcastle	1:02.89	+ 0.78 708	29.14
41.	Jodie Le Resche	(90)	Loughboro Un	1:03.11	+ 0.67 700	28.74
42.	Petra Klosova	(86)	Czech Rep	1:03.20	+ 0.78 697	28.93
43.	Grace Vertigans	(96)	Plymouth Lea	1:03.26	+ 0.65 695	28.25
44.	Rachael O'Donnell	(96)	Carnegie	1:03.38	+ 0.71 691	29.36
45.	Bearnna Close	(97)	Co Manch Aq	1:03.48	+ 0.72 688	29.71
46.	Charlotte Bryan	(94)	Swansea Perf	1:03.70	+ 0.82 681	29.25
47.	Emma Day	(97)	Guildford Ct	1:03.72	+ 0.74 680	29.78
47.	Julie Hunter	(96)	F.I.R.S.T.	1:03.72	+ 0.75 680	29.56
49.	Alexandra Harrison	(94)	West Suffolk	1:03.74	+ 0.58 680	29.37
50.	Christine Mailliet	(87)	Luxembourg	1:03.76	+ 0.79 679	29.50
51.	Shauntelle Austin	(97)	Preston	1:03.90	+ 0.73 675	30.04
52.	Georgina Pryor	(98)	Hoddesdon	1:03.99	+ 0.89 672	29.90
53.	Rachel Sharples	(96)	East Lothian	1:04.06	+ 0.73 670	29.56
54.	Harriet West	(97)	Co Leicester	1:04.58	+ 0.74 654	30.27
55.	Kristina Neves	(96)	Guernsey	1:04.74	+ 0.89 649	30.28
56.	Katherine Fisher	(98)	Co Leeds	1:04.81	+ 0.55 647	30.59
57.	Anna Newlands	(98)	Cockermouth	1:04.87	+ 0.74 645	30.68
58.	Zara Ryan	(98)	Newbury	1:05.37	+ 0.83 630	30.40
59.	Evan King	(99)	Weston S M	1:05.84	+ 0.90 617	30.74
60.	Lucy Thornton	(99)	Ealing	1:05.87	+ 0.78 616	30.58
61.	Laura Stephens	(99)	Colchester	1:06.07	+ 0.80 610	31.01





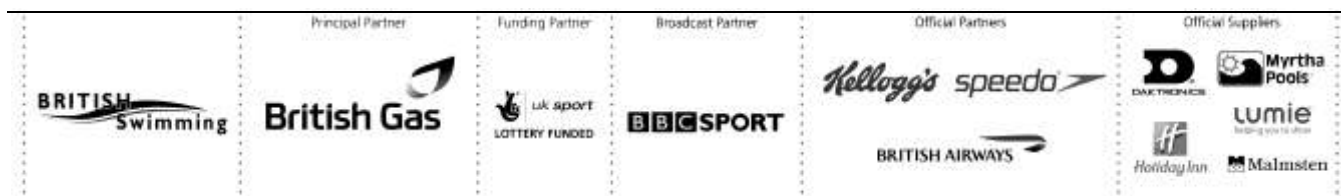
Results Day 1 Heats Saturday 3 March 2012

	WR	EUR	GBR	FINA A	T 16
400m Freestyle	3.40.07	3.40.07	3.45.24	3.48.92	3.48.13

EVENT 3 Mens Open 400m Freestyle

Full Results

Place	Name	YoB	Club	Time	R.T.	FINA Pt					
1.	Robert Renwick	(88)	Co Glasgow	3:50.70	+ 0.64	868					
	50m 26.11	100m 54.65	150m 1:23.20	200m 1:52.73	250m 2:21.80		300m 2:51.64	350m 3:21.43	400m 3:50.70		
	26.11	28.54	28.55	29.53	29.07		29.84	29.79	29.27		
2.	Ieuan Lloyd	(93)	Co Cardiff	3:51.20	+ 0.73	862					
	50m 25.51	100m 53.96	150m 1:23.57	200m 1:53.13	250m 2:22.54		300m 2:52.34	350m 3:22.36	400m 3:51.20		
	25.51	28.45	29.61	29.56	29.41		29.80	30.02	28.84		
3.	Paul Biedermann	(86)	Germany	3:51.32	+ 0.80	861					
	50m 26.59	100m 55.55	150m 1:24.88	200m 1:54.62	250m 2:24.23		300m 2:54.08	350m 3:23.15	400m 3:51.32		
	26.59	28.96	29.33	29.74	29.61		29.85	29.07	28.17		
4.	Daniel Fogg	(87)	Loughboro Un	3:52.37	+ 0.73	849					
	50m 27.06	100m 56.14	150m 1:25.35	200m 1:54.94	250m 2:24.76		300m 2:54.33	350m 3:23.63	400m 3:52.37		
	27.06	29.08	29.21	29.59	29.82		29.57	29.30	28.74		
5.	Thomas Sunter	(92)	Co Sheffield	3:52.47	+ 0.75	848					
	50m 26.90	100m 55.95	150m 1:25.37	200m 1:54.99	250m 2:24.36		300m 2:54.00	350m 3:23.53	400m 3:52.47		
	26.90	29.05	29.42	29.62	29.37		29.64	29.53	28.94		
6.	Alfie Howes	(92)	Co Cardiff	3:53.04	+ 0.77	842					
	50m 27.46	100m 56.89	150m 1:25.84	200m 1:55.32	250m 2:25.48		300m 2:55.87	350m 3:25.00	400m 3:53.04		
	27.46	29.43	28.95	29.48	30.16		30.39	29.13	28.04		
7.	Velimir Stjepanovic	(93)	Serbia	3:53.24	+ 0.63	839					
	50m 26.55	100m 55.32	150m 1:24.78	200m 1:54.80	250m 2:24.46		300m 2:54.63	350m 3:24.40	400m 3:53.24		
	26.55	28.77	29.46	30.02	29.66		30.17	29.77	28.84		
8.	David Carry	(81)	Stockport Mo	3:53.40	+ 0.70	838					
	50m 27.01	100m 55.74	150m 1:24.93	200m 1:54.63	250m 2:24.29		300m 2:54.60	350m 3:24.28	400m 3:53.40		
	27.01	28.73	29.19	29.70	29.66		30.31	29.68	29.12		
9.	Richard Charlesworth	(88)	Hatfield	3:54.18	+ 0.73	829					
	50m 26.98	100m 55.75	150m 1:25.00	200m 1:54.66	250m 2:24.33		300m 2:54.59	350m 3:24.76	400m 3:54.18		
	26.98	28.77	29.25	29.66	29.67		30.26	30.17	29.42		
10.	Jack Burnell	(93)	Loughboro Un	3:55.51	+ 0.70	815					
	50m 27.18	100m 56.74	150m 1:26.30	200m 1:55.98	250m 2:25.73		300m 2:56.17	350m 3:26.02	400m 3:55.51		
	27.18	29.56	29.56	29.68	29.75		30.44	29.85	29.49		
11.	Stephen Milne	(94)	Perth City	3:55.56	+ 0.85	815					
	50m 26.50	100m 55.35	150m 1:24.84	200m 1:55.05	250m 2:24.96		300m 2:55.65	350m 3:26.11	400m 3:55.56		
	26.50	28.85	29.49	30.21	29.91		30.69	30.46	29.45		
12.	Daniel Coombs	(88)	Stockport Mo	3:55.84	+ 0.77	812					
	50m 27.22	100m 56.59	150m 1:26.56	200m 1:56.74	250m 2:26.94		300m 2:56.93	350m 3:26.82	400m 3:55.84		
	27.22	29.37	29.97	30.18	30.20		29.99	29.89	29.02		
13.	Stefan Sorak	(92)	Serbia	3:55.85	+ 0.70	812					
	50m 27.16	100m 56.44	150m 1:26.24	200m 1:55.93	250m 2:25.57		300m 2:55.61	350m 3:25.66	400m 3:55.85		
	27.16	29.28	29.80	29.69	29.64		30.04	30.05	30.19		
14.	Thomas Allen	(92)	Swansea Perf	3:55.95	+ 0.70	811					
	50m 27.38	100m 56.72	150m 1:26.05	200m 1:56.39	250m 2:26.19		300m 2:56.41	350m 3:26.28	400m 3:55.95		
	27.38	29.34	29.33	30.34	29.80		30.22	29.87	29.67		
15.	James Gibson	(91)	Stockport Mo	3:56.41	+ 0.70	806					
	50m 27.26	100m 56.84	150m 1:26.86	200m 1:57.11	250m 2:27.60		300m 2:57.64	350m 3:27.55	400m 3:56.41		
	27.26	29.58	30.02	30.25	30.49		30.04	29.91	28.86		
16.	Thomas Moss	(94)	Stockport Mo	3:56.55	+ 0.71	805					
	50m 27.53	100m 56.87	150m 1:27.05	200m 1:57.29	250m 2:27.42		300m 2:57.37	350m 3:27.20	400m 3:56.55		
	27.53	29.34	30.18	30.24	30.13		29.95	29.83	29.35		
17.	Sangjin Jang	(91)	Korea	3:56.58	+ 0.78	804					
	50m 26.92	100m 55.92	150m 1:25.53	200m 1:55.33	250m 2:24.72		300m 2:55.14	350m 3:26.00	400m 3:56.58		
	26.92	29.00	29.61	29.80	29.39		30.42	30.86	30.58		
18.	Mingjian Zheng	(91)	China	3:56.86	+ 0.73	802					
	50m 27.82	100m 57.88	150m 1:28.25	200m 1:58.49	250m 2:29.06		300m 2:59.53	350m 3:29.71	400m 3:56.86		
	27.82	30.06	30.37	30.24	30.57		30.47	30.18	27.15		
19.	James Guy	(95)	Millfield	3:57.08	+ 0.73	799					
	50m 26.74	100m 56.07	150m 1:26.23	200m 1:56.53	250m 2:27.15		300m 2:57.91	350m 3:28.24	400m 3:57.08		
	26.74	29.33	30.16	30.30	30.62		30.76	30.33	28.84		
20.	Oliver Tennant	(93)	Swim Swansea	3:57.53	+ 0.73	795					
	50m 27.44	100m 56.81	150m 1:27.05	200m 1:58.13	250m 2:28.49		300m 2:59.07	350m 3:29.32	400m 3:57.53		
	27.44	29.37	30.24	31.08	30.36		30.58	30.25	28.21		
20.	Alexander Jones	(91)	Co Leeds	3:57.53	+ 0.71	795					
	50m 26.78	100m 56.57	150m 1:26.80	200m 1:57.59	250m 2:27.66		300m 2:58.42	350m 3:28.46	400m 3:57.53		
	26.78	29.79	30.23	30.79	30.07		30.76	30.04	29.07		
22.	Jeongsso Jeong	(95)	Korea	3:58.20	+ 0.70	788					
	50m 26.87	100m 56.12	150m 1:25.92	200m 1:56.22	250m 2:26.68		300m 2:58.02	350m 3:28.54	400m 3:58.20		
	26.87	29.25	29.80	30.30	30.46		31.34	30.52	29.66		



Results Day 1 Heats Saturday 3 March 2012

EVENT 3 Mens Open 400m Freestyle

23. Seokhyun Park	(95) Korea	3:58.36	+ 0.81	787						
50m 26.64	100m 55.83	150m 1:25.27	200m 1:56.16	250m 2:26.49	300m 2:58.14	350m 3:29.65	400m 3:58.36			
26.64	29.19	29.44	30.89	30.33	31.65	31.51	28.71			
24. Alex Dunk	(95) Prescot	3:58.40	+ 0.69	786						
50m 26.23	100m 55.33	150m 1:25.07	200m 1:55.54	250m 2:26.21	300m 2:57.52	350m 3:29.13	400m 3:58.40			
26.23	29.10	29.74	30.47	30.67	31.31	31.61	29.27			
25. Myles Crouch-Anderson	(93) Northampton	3:58.62	+ 0.81	784						
50m 27.08	100m 56.25	150m 1:26.24	200m 1:56.50	250m 2:26.83	300m 2:57.41	350m 3:28.82	400m 3:58.62			
27.08	29.17	29.99	30.26	30.33	30.58	31.41	29.80			
26. Joshua Walsh	(91) Blackburn	3:58.86	+ 0.72	782						
50m 26.42	100m 55.75	150m 1:25.74	200m 1:56.13	250m 2:26.19	300m 2:57.09	350m 3:28.56	400m 3:58.86			
26.42	29.33	29.99	30.39	30.06	30.90	31.47	30.30			
27. Gareth Mills	(93) Co Leeds	3:59.07	+ 0.72	780						
50m 27.02	100m 56.26	150m 1:25.92	200m 1:56.02	250m 2:25.95	300m 2:56.46	350m 3:27.67	400m 3:59.07			
27.02	29.24	29.66	30.10	29.93	30.51	31.21	31.40			
28. Caleb Hughes	(95) Hatfield	4:00.16	+ 0.80	769						
50m 26.80	100m 56.41	150m 1:26.19	200m 1:57.24	250m 2:27.76	300m 2:59.12	350m 3:29.79	400m 4:00.16			
26.80	29.61	29.78	31.05	30.52	31.36	30.67	30.37			
29. Matthew Parks	(93) Co Manch Aq	4:00.88	+ 0.63	762						
50m 26.82	100m 56.52	150m 1:26.72	200m 1:57.59	250m 2:28.42	300m 2:59.54	350m 3:30.28	400m 4:00.88			
26.82	29.70	30.20	30.87	30.83	31.12	30.74	30.60			
30. Daniel Cocking	(90) Co Sheffield	4:00.90	+ 0.70	762						
50m 27.34	100m 56.84	150m 1:26.83	200m 1:57.29	250m 2:27.85	300m 2:58.57	350m 3:29.62	400m 4:00.90			
27.34	29.50	29.99	30.46	30.56	30.72	31.05	31.28			
31. Ryan Flanagan	(94) Co Leeds	4:01.29	+ 0.69	758						
50m 26.43	100m 55.36	150m 1:25.18	200m 1:55.81	250m 2:26.65	300m 2:58.04	350m 3:29.69	400m 4:01.29			
26.43	28.93	29.82	30.63	30.84	31.39	31.65	31.60			
32. Bradley Lynch	(96) Co Birm'ham	4:01.59	+ 0.66	755						
50m 27.88	100m 57.63	150m 1:28.21	200m 1:59.00	250m 2:29.96	300m 3:01.26	350m 3:31.73	400m 4:01.59			
27.88	29.75	30.58	30.79	30.96	31.30	30.47	29.86			
33. Ondrej Cermak	(87) Czech Rep	4:02.36	+ 0.80	748						
50m 27.06	100m 57.04	150m 1:27.57	200m 1:58.66	250m 2:29.87	300m 3:01.06	350m 3:32.04	400m 4:02.36			
27.06	29.98	30.53	31.09	31.21	31.19	30.98	30.32			
34. Michael Gunning	(94) Beckenham	4:02.50	+ 0.75	747						
50m 26.65	100m 55.12	150m 1:25.03	200m 1:56.02	250m 2:27.35	300m 2:59.14	350m 3:31.17	400m 4:02.50			
26.65	28.47	29.91	30.99	31.33	31.79	32.03	31.33			
35. Craig Hamilton	(91) Warrender Ba	4:02.67	+ 0.74	745						
50m 27.35	100m 57.42	150m 1:27.61	200m 1:58.42	250m 2:29.05	300m 3:00.29	350m 3:31.51	400m 4:02.67			
27.35	30.07	30.19	30.81	30.63	31.24	31.22	31.16			
36. Benjamin Kerry	(96) Co Salford	4:04.20	+ 0.71	731						
50m 27.92	100m 58.23	150m 1:29.39	200m 2:00.63	250m 2:31.22	300m 3:02.28	350m 3:33.16	400m 4:04.20			
27.92	30.31	31.16	31.24	30.59	31.06	30.88	31.04			
37. Ryan Tomkins	(94) teamipswich	4:05.58	+ 0.75	719						
50m 26.71	100m 56.28	150m 1:26.93	200m 1:58.58	250m 2:30.44	300m 3:02.42	350m 3:34.44	400m 4:05.58			
26.71	29.57	30.65	31.65	31.86	31.98	32.02	31.14			
38. Shaun Muscroft	(96) Co Manch Aq	4:08.50	+ 0.71	694						
50m 27.59	100m 58.26	150m 1:29.40	200m 2:01.40	250m 2:33.00	300m 3:05.15	350m 3:37.72	400m 4:08.50			
27.59	30.67	31.14	32.00	31.60	32.15	32.57	30.78			
39. Byumgyu Kim	(94) Korea	4:08.64	+ 0.69	693						
50m 27.22	100m 57.57	150m 1:28.20	200m 1:59.62	250m 2:31.53	300m 3:03.78	350m 3:36.34	400m 4:08.64			
27.22	30.35	30.63	31.42	31.91	32.25	32.56	32.30			
40. Joseph Poynter	(95) Millfield	4:09.50	+ 0.76	686						
50m 27.42	100m 57.25	150m 1:27.86	200m 1:59.27	250m 2:31.35	300m 3:04.14	350m 3:37.30	400m 4:09.50			
27.42	29.83	30.61	31.41	32.08	32.79	33.16	32.20			
41. Seamus Stacey	(90) Ireland	4:10.72	+ 0.69	676						
50m 27.23	100m 57.06	150m 1:27.16	200m 1:59.15	250m 2:31.45	300m 3:04.26	350m 3:37.84	400m 4:10.72			
27.23	29.83	30.10	31.99	32.30	32.81	33.58	32.88			
42. Michael Flach	(91) USA	4:15.47	+ 0.63	639						
50m 27.60	100m 57.66	150m 1:28.98	200m 2:01.68	250m 2:34.96	300m 3:08.72	350m 3:42.98	400m 4:15.47			
27.60	30.06	31.32	32.70	33.28	33.76	34.26	32.49			



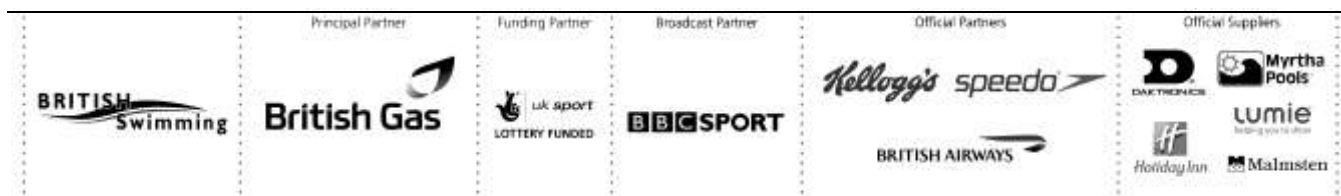
Results Day 1 Heats Saturday 3 March 2012

	WR	ER	GBR	FINA A	T 16
400m Ind.Medley	4.29.45	4.30.31	4.31.33	4.41.75	4.40.16

EVENT 4 Womens Open 400m IM

Full Results

Place	Name	YoB	Club	Time	R.T.	FINA Pt				
1.	Hannah Miley	(89)	Garioch	4:39.49	+ 0.70	896				
	50m 29.87	100m 1:03.70	150m 1:39.59	200m 2:14.64	250m 2:53.70	300m 3:33.57	350m 4:06.80	400m 4:39.49		
	29.87	33.83	35.89	35.05	39.06	39.87	33.23	32.69		
2.	Kathryn Meaklim	(89)	South Africa	4:40.48	+ 0.78	886				
	50m 29.78	100m 1:03.61	150m 1:39.41	200m 2:14.76	250m 2:54.28	300m 3:34.92	350m 4:08.41	400m 4:40.48		
	29.78	33.83	35.80	35.35	39.52	40.64	33.49	32.07		
3.	Aimee Willmott	(93)	Middlesboro	4:41.64	+ 0.75	875				
	50m 29.15	100m 1:02.90	150m 1:38.67	200m 2:13.77	250m 2:54.05	300m 3:35.14	350m 4:08.75	400m 4:41.64		
	29.15	33.75	35.77	35.10	40.28	41.09	33.61	32.89		
4.	Barbora Zavadova	(93)	Czech Rep	4:42.90	+ 0.74	864				
	50m 30.04	100m 1:04.57	150m 1:40.65	200m 2:16.50	250m 2:56.63	300m 3:37.35	350m 4:10.25	400m 4:42.90		
	30.04	34.53	36.08	35.85	40.13	40.72	32.90	32.65		
5.	Stephanie Proud	(88)	Chester Le S	4:44.52	+ 0.76	849				
	50m 30.27	100m 1:04.46	150m 1:39.29	200m 2:13.23	250m 2:55.03	300m 3:37.67	350m 4:11.24	400m 4:44.52		
	30.27	34.19	34.83	33.94	41.80	42.64	33.57	33.28		
6.	Grainne Murphy	(93)	Ireland	4:46.32	+ 0.79	833				
	50m 30.13	100m 1:04.36	150m 1:41.69	200m 2:18.23	250m 2:58.87	300m 3:40.44	350m 4:14.14	400m 4:46.32		
	30.13	34.23	37.33	36.54	40.64	41.57	33.70	32.18		
7.	Seoyeong Kim	(94)	Korea	4:46.88	+ 0.68	828				
	50m 29.84	100m 1:04.01	150m 1:40.37	200m 2:16.35	250m 2:56.64	300m 3:38.47	350m 4:13.28	400m 4:46.88		
	29.84	34.17	36.36	35.98	40.29	41.83	34.81	33.60		
8.	Keri-Anne Payne	(87)	Stockport Mo	4:46.93	+ 0.71	828				
	50m 30.21	100m 1:05.57	150m 1:41.50	200m 2:16.79	250m 2:58.69	300m 3:41.51	350m 4:15.12	400m 4:46.93		
	30.21	35.36	35.93	35.29	41.90	42.82	33.61	31.81		
9.	Lyndsay De Paul	(88)	USA	4:47.44	+ 0.61	823				
	50m 29.98	100m 1:04.23	150m 1:42.01	200m 2:18.69	250m 2:59.53	300m 3:40.79	350m 4:15.01	400m 4:47.44		
	29.98	34.25	37.78	36.68	40.84	41.26	34.22	32.43		
10.	Sophie Smith	(94)	Co Leicester	4:48.21	+ 0.80	817				
	50m 29.11	100m 1:03.38	150m 1:40.39	200m 2:17.87	250m 2:59.37	300m 3:42.26	350m 4:15.26	400m 4:48.21		
	29.11	34.27	37.01	37.48	41.50	42.89	33.00	32.95		
11.	Sally Wood	(90)	Warrender Ba	4:50.80	+ 0.76	795				
	50m 31.76	100m 1:07.59	150m 1:46.39	200m 2:24.14	250m 3:04.45	300m 3:45.04	350m 4:18.46	400m 4:50.80		
	31.76	35.83	38.80	37.75	40.31	40.59	33.42	32.34		
12.	Elena Sheridan	(95)	Romford Town	4:50.83	+ 0.72	795				
	50m 29.78	100m 1:04.17	150m 1:42.45	200m 2:19.59	250m 3:01.09	300m 3:43.77	350m 4:18.34	400m 4:50.83		
	29.78	34.39	38.28	37.14	41.50	42.68	34.57	32.49		
13.	Emma Smithurst	(91)	Swansea Perf	4:52.23	+ 0.58	783				
	50m 30.31	100m 1:04.86	150m 1:43.11	200m 2:21.12	250m 3:01.12	300m 3:42.96	350m 4:17.97	400m 4:52.23		
	30.31	34.55	38.25	38.01	40.00	41.84	35.01	34.26		
14.	Fiona Donnelly	(95)	Nova Cent'n	4:52.48	+ 0.81	781				
	50m 30.68	100m 1:05.06	150m 1:42.42	200m 2:18.39	250m 3:01.68	300m 3:45.69	350m 4:19.64	400m 4:52.48		
	30.68	34.38	37.36	35.97	43.29	44.01	33.95	32.84		
15.	Kate Hutchinson	(90)	Loughboro Un	4:52.71	+ 0.72	780				
	50m 29.73	100m 1:03.75	150m 1:42.11	200m 2:20.71	250m 3:01.25	300m 3:43.31	350m 4:18.31	400m 4:52.71		
	29.73	34.02	38.36	38.60	40.54	42.06	35.00	34.40		
16.	Lieke Verouden	(90)	Netherlands	4:53.86	+ 0.80	770				
	50m 30.74	100m 1:06.93	150m 1:45.87	200m 2:25.04	250m 3:05.24	300m 3:47.57	350m 4:21.56	400m 4:53.86		
	30.74	36.19	38.94	39.17	40.20	42.33	33.99	32.30		
17.	Molly Renshaw	(96)	Derventio	4:54.33	+ 0.68	767				
	50m 31.83	100m 1:08.55	150m 1:47.72	200m 2:25.57	250m 3:04.57	300m 3:44.29	350m 4:20.26	400m 4:54.33		
	31.83	36.72	39.17	37.85	39.00	39.72	35.97	34.07		
18.	Lucy Spencer	(93)	Co Sheffield	4:55.10	+ 0.61	761				
	50m 30.12	100m 1:05.39	150m 1:44.30	200m 2:23.15	250m 3:05.13	300m 3:48.05	350m 4:21.68	400m 4:55.10		
	30.12	35.27	38.91	38.85	41.98	42.92	33.63	33.42		
19.	Hyerim Kim	(95)	Korea	4:55.28	+ 0.79	759				
	50m 30.03	100m 1:04.72	150m 1:43.00	200m 2:20.63	250m 3:02.99	300m 3:46.48	350m 4:21.59	400m 4:55.28		
	30.03	34.69	38.28	37.63	42.36	43.49	35.11	33.69		
20.	Rachael Solway	(92)	Loughboro Un	4:55.86	+ 0.67	755				
	50m 30.28	100m 1:05.52	150m 1:43.69	200m 2:20.44	250m 3:02.43	300m 3:44.94	350m 4:20.83	400m 4:55.86		
	30.28	35.24	38.17	36.75	41.99	42.51	35.89	35.03		
21.	Rachel Williams	(93)	Bath Univ	4:56.26	+ 0.79	752				
	50m 31.13	100m 1:07.58	150m 1:44.05	200m 2:20.77	250m 3:04.47	300m 3:49.39	350m 4:23.49	400m 4:56.26		
	31.13	36.45	36.47	36.72	43.70	44.92	34.10	32.77		
22.	Emma Day	(97)	Guildford Ct	4:56.52	+ 0.71	750				
	50m 31.24	100m 1:08.24	150m 1:45.26	200m 2:21.85	250m 3:04.51	300m 3:48.60	350m 4:22.90	400m 4:56.52		
	31.24	37.00	37.02	36.59	42.66	44.09	34.30	33.62		
23.	Kristina Neves	(96)	Guernsey	4:57.09	+ 0.87	746				
	50m 30.79	100m 1:06.23	150m 1:45.38	200m 2:23.84	250m 3:07.37	300m 3:50.65	350m 4:24.68	400m 4:57.09		
	30.79	35.44	39.15	38.46	43.53	43.28	34.03	32.41		






Results Day 1 Heats Saturday 3 March 2012

EVENT 4 Womens Open 400m IM

24. Georgina Young	(96) Nova Cent'n	4:57.48	+ 0.83	743					
50m 31.98	100m 1:08.62	150m 1:47.27	200m 2:25.29	250m 3:06.59	300m 3:49.43	350m 4:24.16	400m 4:57.48		
31.98	36.64	38.65	38.02	41.30	42.84	34.73	33.32		
25. Rosie Rudin	(98) Nova Cent'n	4:57.67	+ 0.73	741					
50m 32.15	100m 1:08.76	150m 1:45.87	200m 2:21.73	250m 3:04.10	300m 3:48.19	350m 4:23.32	400m 4:57.67		
32.15	36.61	37.11	35.86	42.37	44.09	35.13	34.35		
26. Chloe Tutton	(96) Co Cardiff	4:58.19	+ 0.73	737					
50m 30.49	100m 1:06.59	150m 1:45.00	200m 2:23.08	250m 3:06.33	300m 3:49.70	350m 4:24.74	400m 4:58.19		
30.49	36.10	38.41	38.08	43.25	43.37	35.04	33.45		
27. Freya Resendez	(96) Co Leeds	4:58.34	+ 0.75	736					
50m 30.48	100m 1:05.56	150m 1:45.50	200m 2:24.29	250m 3:06.75	300m 3:49.79	350m 4:24.79	400m 4:58.34		
30.48	35.08	39.94	38.79	42.46	43.04	35.00	33.55		
28. Danielle Huskisson	(93) Co Sund'land	4:58.50	+ 0.76	735					
50m 32.44	100m 1:10.54	150m 1:48.84	200m 2:25.89	250m 3:09.49	300m 3:53.76	350m 4:27.11	400m 4:58.50		
32.44	38.10	38.30	37.05	43.60	44.27	33.35	31.39		
29. Lucy Davis	(96) Preston	4:59.54	+ 0.73	727					
50m 30.06	100m 1:05.31	150m 1:43.27	200m 2:21.31	250m 3:04.48	300m 3:50.12	350m 4:24.96	400m 4:59.54		
30.06	35.25	37.96	38.04	43.17	45.64	34.84	34.58		
30. Alice Tennant	(93) Swansea Perf	5:01.16	+ 0.66	716					
50m 30.51	100m 1:05.57	150m 1:44.51	200m 2:22.82	250m 3:07.25	300m 3:51.82	350m 4:26.98	400m 5:01.16		
30.51	35.06	38.94	38.31	44.43	44.57	35.16	34.18		
31. Abbie Wood	(99) Derventio	5:02.06	+ 0.68	709					
50m 31.67	100m 1:08.68	150m 1:48.45	200m 2:27.67	250m 3:08.53	300m 3:50.34	350m 4:26.59	400m 5:02.06		
31.67	37.01	39.77	39.22	40.86	41.81	36.25	35.47		
32. Ella Dias	(96) AIB Tigers	5:02.16	+ 0.81	709					
50m 30.92	100m 1:07.72	150m 1:47.72	200m 2:25.80	250m 3:09.27	300m 3:53.77	350m 4:28.57	400m 5:02.16		
30.92	36.80	40.00	38.08	43.47	44.50	34.80	33.59		
33. Francesca Hay	(96) Nova Cent'n	5:02.38	+ 0.88	707					
50m 31.78	100m 1:08.67	150m 1:49.59	200m 2:28.98	250m 3:11.69	300m 3:54.90	350m 4:29.00	400m 5:02.38		
31.78	36.89	40.92	39.39	42.71	43.21	34.10	33.38		
34. Jessica Powell	(93) Co Manch Aq	5:02.65	+ 0.75	705					
50m 31.30	100m 1:08.67	150m 1:47.61	200m 2:26.60	250m 3:10.36	300m 3:54.88	350m 4:30.43	400m 5:02.65		
31.30	37.37	38.94	38.99	43.76	44.52	35.55	32.22		
35. Chloe Hannam	(96) South Lincs	5:02.95	+ 0.80	703					
50m 31.29	100m 1:07.15	150m 1:43.63	200m 2:19.93	250m 3:04.96	300m 3:51.41	350m 4:27.46	400m 5:02.95		
31.29	35.86	36.48	36.30	45.03	46.45	36.05	35.49		
36. Sian Morgan	(94) Co Bradford	5:03.67	+ 0.75	698					
50m 31.12	100m 1:06.86	150m 1:47.48	200m 2:27.22	250m 3:12.46	300m 3:57.55	350m 4:31.22	400m 5:03.67		
31.12	35.74	40.62	39.74	45.24	45.09	33.67	32.45		
37. Sophie Pyatt	(95) Stockport Mo	5:04.84	+ 0.84	690					
50m 31.88	100m 1:07.59	150m 1:45.93	200m 2:23.68	250m 3:08.88	300m 3:54.61	350m 4:30.10	400m 5:04.84		
31.88	35.71	38.34	37.75	45.20	45.73	35.49	34.74		
38. Shauntelle Austin	(97) Preston	5:06.67	+ 0.71	678					
50m 30.30	100m 1:05.80	150m 1:44.16	200m 2:21.69	250m 3:08.34	300m 3:55.97	350m 4:31.94	400m 5:06.67		
30.30	35.50	38.36	37.53	46.65	47.63	35.97	34.73		
39. Sophie Waller	(98) Dover Life	5:07.22	+ 0.78	674					
50m 31.76	100m 1:08.09	150m 1:48.88	200m 2:28.79	250m 3:13.02	300m 3:57.39	350m 4:33.18	400m 5:07.22		
31.76	36.33	40.79	39.91	44.23	44.37	35.79	34.04		
40. Veronika Kolnikova	(90) Czech Rep	5:08.97	+ 0.80	663					
50m 32.08	100m 1:09.15	150m 1:48.94	200m 2:27.94	250m 3:12.34	300m 3:57.77	350m 4:34.27	400m 5:08.97		
32.08	37.07	39.79	39.00	44.40	45.43	36.50	34.70		
41. Anna Newlands	(98) Cockermouth	5:13.60	+ 0.73	634					
50m 32.02	100m 1:09.11	150m 1:49.25	200m 2:29.14	250m 3:15.20	300m 4:01.48	350m 4:38.51	400m 5:13.60		
32.02	37.09	40.14	39.89	46.06	46.28	37.03	35.09		
Beatriz Gomez	(94) Spain	DQ T-4L							





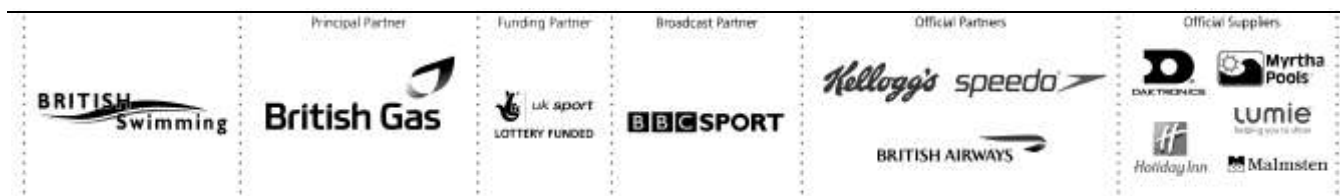
Results Day 1 Heats Saturday 3 March 2012

	WR	EUR	GBR	FINA A	T 16
100m Breaststroke	58.58	58.64	59.55	1.00.79	1.00.50

EVENT 5 Mens Open 100m Breaststroke

Full Results

Place	Name	YoB	Club	Time	R.T.FINA Pt	50
1.	Andrew Willis	(90)	Bracknell	1:00.79	+ 0.72 894	28.46
2.	Hendrik Feldwehr	(86)	Germany	1:00.86	+ 0.72 891	28.51
3.	Daniel Sliwinski	(90)	Preston	1:01.16	+ 0.72 878	28.52
4.	Craig Benson	(94)	Warrender Ba	1:01.33	+ 0.69 871	28.96
5.	Russell Smith	(91)	Stockport Mo	1:01.54	+ 0.63 862	28.79
6.	Xiayan Li	(89)	China	1:01.65	+ 0.72 857	28.52
7.	Kristopher Gilchrist	(83)	Edinburgh Un	1:01.67	+ 0.77 857	29.14
8.	Michael Jamieson	(88)	Edinburgh Un	1:01.84	+ 0.75 850	29.40
9.	James Broady	(91)	Loughboro Un	1:02.11	+ 0.81 839	29.12
10.	Richard Webb	(87)	Swansea Perf	1:02.13	+ 0.73 838	29.39
11.	Kyuwoong Choi	(90)	Korea	1:02.24	+ 0.67 833	29.40
12.	Laurent Carnol	(89)	Luxembourg	1:02.25	+ 0.71 833	29.26
13.	Adam Peaty	(94)	Co Derby	1:02.36	+ 1.77 828	29.45
14.	Dawid Szulich	(90)	Poland	1:02.46	+ 0.70 824	28.68
15.	Robert Holderness	(90)	Millfield	1:02.49	+ 0.65 823	29.15
16.	Zachary Hayden	(87)	USA	1:02.72	+ 0.73 814	29.41
17.	Jamie Ross	(87)	StirlingSwim	1:02.85	+ 0.59 809	29.39
18.	Seungcheol Oh	(93)	Korea	1:02.99	+ 0.67 804	29.49
19.	Christopher Fox	(89)	Wolv'hampton	1:03.07	+ 0.73 801	28.93
20.	Petr Bartunek	(91)	Czech Rep	1:03.25	+ 0.70 794	29.36
21.	Joseph Welstead	(90)	StirlingSwim	1:03.29	+ 0.73 792	29.13
22.	Xander Alari-Williams	(93)	Sevenoaks	1:03.30	+ 0.75 792	29.77
23.	Paul Sutherland	(90)	Bath Univ	1:03.38	+ 0.68 789	29.56
24.	Joseph Parker	(93)	Plymouth Lea	1:03.44	+ 0.66 787	30.14
25.	Thomas Litten	(92)	Rushmoor Ryl	1:03.46	+ 0.67 786	29.27
26.	Douglas Scott	(91)	Eastkilbride	1:03.58	+ 0.67 782	29.60
27.	Matthew Shead	(89)	Millfield	1:03.61	+ 0.68 781	29.31
28.	Christopher Steeples	(92)	Co Manch Aq	1:03.62	+ 0.62 780	29.94
29.	Mark Tully	(92)	Tranent	1:03.66	+ 0.84 779	29.00
29.	Jin Soo Kim	(87)	Korea	1:03.66	+ 0.71 779	29.99
31.	Connor Barrett	(90)	Ealing	1:03.67	+ 0.66 778	29.71
31.	Jamie Graham	(93)	Co Glasgow	1:03.67	+ 0.69 778	29.51
33.	Tom Rooke	(90)	Co Coventry	1:03.81	+ 0.62 773	29.76
34.	Chris Kerr	(93)	Warrender Ba	1:03.82	+ 0.74 773	29.58
35.	Robert Cave	(90)	Hatfield	1:03.92	+ 0.82 769	29.98
36.	Ross Dibblin	(94)	Leander	1:04.02	+ 1.77 766	29.37
37.	Luke Spain	(92)	Bath Univ	1:04.04	+ 0.67 765	29.98
38.	Andrew Rodgie	(88)	Edinburgh Un	1:04.05	+ 0.73 765	29.71
39.	Chun Yan Wong	(87)	Hong Kong	1:04.11	+ 0.73 762	29.86
40.	Christopher Jones	(81)	Ealing	1:04.19	+ 0.79 760	29.81
41.	Diego Prado	(90)	Brazil	1:04.24	+ 0.66 758	30.24
42.	Matthew Nicholson	(91)	Co Glasgow	1:04.61	+ 0.70 745	30.33
43.	Tristan Slater	(93)	Millfield	1:04.76	+ 0.68 740	30.79
44.	James Yule	(94)	Westhill	1:04.91	+ 1.04 735	30.52
45.	Jonas Coreelman	(91)	Belgium	1:04.93	+ 0.67 734	30.07
46.	Alexander Murphy	(95)	Ealing	1:05.01	+ 0.72 731	30.35
47.	Luke Howdle	(94)	Nova Cent'n	1:05.68	+ 0.76 709	31.41
48.	Angelito Cassandra	(93)	Brazil	1:06.03	+ 0.70 698	30.09
49.	Nicholas Cook	(94)	Derwentside	1:06.08	+ 0.69 696	31.19
50.	Daniel Lim	(96)	Warrender Ba	1:06.36	+ 0.68 687	31.12
51.	Jack Burton	(96)	S Bournem'th	1:08.22	+ 0.73 633	32.36
52.	Charlie Attwood	(97)	TauntonDeane	1:08.31	+ 0.87 630	31.84
53.	Joshua Winnicott	(96)	Co Birm'ham	1:08.32	+ 0.68 630	31.91
54.	Daniel Liu	(96)	Millfield	1:09.37	+ 0.66 602	32.98
55.	Noah Vides	(96)	Poole	1:09.69	+ 0.71 593	33.14
56.	Laker Wong	(96)	Kingsbridge	1:09.73	+ 0.73 592	32.48
	Ross Murdoch	(94)	West Dunbart	DQ SL-1L		
	Janghun Ju	(95)	Korea	DQ T-1L		





Results Day 1 Heats Saturday 3 March 2012

EVENT 6 Womens MC 200m Freestyle

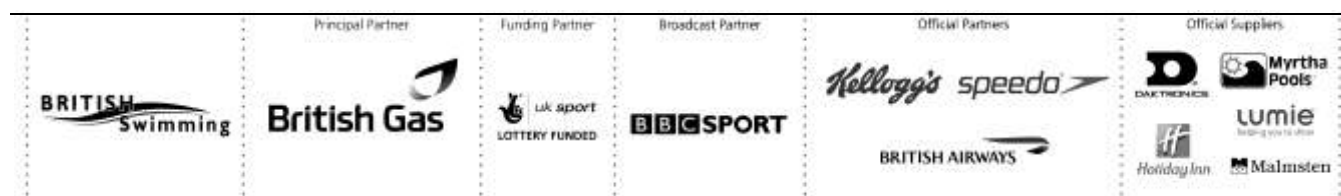
Multi-Disability by British Disability Points

Place	Name	YoB	Club	Cat.	Time	BDPoints	50	100	150
1.	Jessica-Jane Applegate	(96)	UEA Norwich	14	2:15.06	988	30.15	1:04.36	1:40.14
2.	Natalie Massey	(89)	Aquabears	14	2:17.07	945	30.88	1:05.21	1:41.00
3.	Chloe Davies	(98)	Trowbridge	14	2:18.45	917	31.04	1:05.72	1:42.46
4.	Reagan Doig	(98)	Perth City	14	2:24.58	805	32.72	1:08.74	1:46.95
5.	Amberley Hoar	(93)	Portsmouth N	14	2:24.69	804	32.47	1:09.12	1:47.34
6.	Chloe Selman	(95)	Bo Barnsley	14	2:29.18	733	33.43	1:10.75	1:50.28
7.	Stephanie Bird	(88)	Lstoft & OB	14	2:36.11	640	34.53	1:13.90	1:55.14
8.	Nicole Lough	(95)	South Tyne	14	2:38.88	607	34.24	1:13.79	1:56.49
9.	Lucy Chenery	(95)	Co Milton K	14	2:42.63	566	35.80	1:16.97	2:00.81
10.	Helen Dolphin	(75)	East Anglian	5	3:51.58	359	52.07	1:50.30	2:51.26

EVENT 7 Mens MC 200m Freestyle

Multi-Disability by British Disability Points

Place	Name	YoB	Club	Cat.	Time	R.T.	BDPoints	50	100	150
1.	Benjamin Procter	(90)	Newquay	14	2:02.67	+ 0.86	971	27.45	57.93	1:30.67
2.	Daniel Pepper	(89)	Stockport Mo	14	2:03.25	+ 0.70	957	28.28	59.04	1:30.99
3.	Craig Rodgie	(89)	Edinburgh Un	14	2:03.84	+ 0.75	943	28.39	1:00.02	1:32.60
4.	Andrew Zawadzki	(93)	Nova Cent'n	14	2:10.48	+ 0.89	807	30.53	1:03.68	1:37.53
5.	Aaron Moores	(94)	Trowbridge	14	2:11.02	+ 0.82	797	29.55	1:02.99	1:37.42
6.	Joseph Schenk	(94)	Newquay	14	2:11.75	+ 0.88	784	29.95	1:04.16	1:38.29
7.	Jack Thomas	(95)	Swansea Perf	14	2:13.12	+ 0.74	760	29.87	1:03.60	1:38.29
8.	Craig Harris	(99)	Swindon Dolp	14	2:14.62	+ 0.81	734	30.94	1:05.94	1:41.66
9.	Scott Quin	(90)	Warrender Ba	14	2:15.33	+ 0.74	723	31.09	1:05.35	1:39.36
10.	Mark Chard	(95)	UEA Norwich	14	2:16.97	+ 0.76	697	30.05	1:04.12	1:40.78
11.	Anthony Stephens	(86)	Swansea Perf	5	2:54.88	+ 0.50	588	38.18	1:22.24	2:08.82
12.	Elliott Smart	(97)	South Dorset	14	2:25.06	+ 0.83	587	31.53	1:09.65	1:49.06
13.	Christopher Currie	(94)	Co Oxford	14	2:26.13	+ 0.90	574	32.44	1:09.18	1:47.21
14.	Thomas Hempenstall	(91)	Co St Albans	14	2:30.31	+ 0.76	528	33.11	1:11.38	1:50.95
15.	Lyndon Longhorne	(95)	Wear Valley	5	3:24.36	+ 0.69	368	44.26	1:35.34	2:31.23



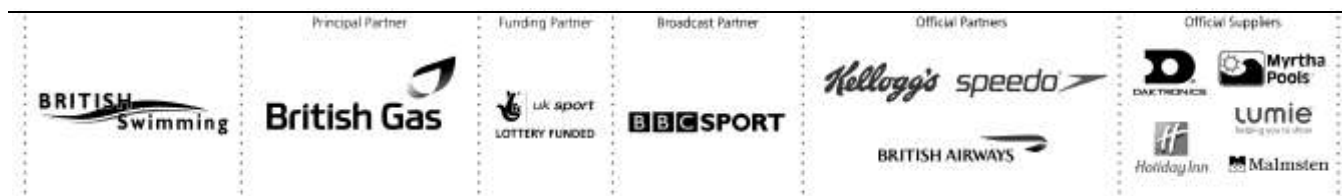


Results Day 1 Heats Saturday 3 March 2012

EVENT 8 Womens MC 400m Freestyle

Multi-Disability by British Disability Points

Place	Name	YoB	Club	Cat.	Time	BDPoints					
1.	Eleanor Simmonds	(94)	Swansea Perf	6	5:39.91	896					
	50m 39.38	100m 1:21.28	150m 2:04.31	200m 2:47.38	250m 3:30.76	300m 4:14.07	350m 4:57.46	400m 5:39.91			
	39.38	41.90	43.03	43.07	43.38	43.31	43.39	42.45			
2.	Tully Kearney	(97)	Royal Wolv	10	4:50.19	834					
	50m 32.90	100m 1:09.80	150m 1:46.37	200m 2:23.52	250m 3:00.34	300m 3:37.04	350m 4:13.92	400m 4:50.19			
	32.90	36.90	36.57	37.15	36.82	36.70	36.88	36.27			
3.	Susannah Rodgers	(83)	Otter	7	5:25.36	823					
	50m 35.55	100m 1:14.72	150m 1:55.02	200m 2:37.00	250m 3:18.91	300m 4:01.45	350m 4:43.65	400m 5:25.36			
	35.55	39.17	40.30	41.98	41.91	42.54	42.20	41.71			
4.	Heather Frederiksen	(85)	Co Salford	8	5:07.86	799					
	50m 34.43	100m 1:11.70	150m 1:49.88	200m 2:28.91	250m 3:08.73	300m 3:48.84	350m 4:28.93	400m 5:07.86			
	34.43	37.27	38.18	39.03	39.82	40.11	40.09	38.93			
5.	Emma Cattle	(88)	Team Luton	10	4:56.13	785					
	50m 35.06	100m 1:12.49	150m 1:49.97	200m 2:27.93	250m 3:04.79	300m 3:42.85	350m 4:20.56	400m 4:56.13			
	35.06	37.43	37.48	37.96	36.86	38.06	37.71	35.57			
6.	Gemma Almond	(93)	Swansea Perf	10	4:56.37	783					
	50m 33.46	100m 1:10.12	150m 1:46.77	200m 2:24.94	250m 3:02.73	300m 3:40.88	350m 4:18.55	400m 4:56.37			
	33.46	36.66	36.65	38.17	37.79	38.15	37.67	37.82			
7.	Hannah Russell	(96)	Guildford Ct	12	5:02.88	768					
	50m 32.86	100m 1:09.69	150m 1:47.02	200m 2:25.04	250m 3:03.93	300m 3:43.66	350m 4:23.91	400m 5:02.88			
	32.86	36.83	37.33	38.02	38.89	39.73	40.25	38.97			
8.	Stephanie Millward	(81)	Swansea Perf	9	4:48.86	762					
	50m 33.58	100m 1:09.67	150m 1:46.26	200m 2:23.23	250m 2:59.75	300m 3:36.47	350m 4:12.75	400m 4:48.86			
	33.58	36.09	36.59	36.97	36.52	36.72	36.28	36.11			
9.	Natalie Jones	(84)	Colchester P	6	5:59.05	760					
	50m 40.92	100m 1:25.22	150m 2:11.38	200m 2:56.72	250m 3:42.43	300m 4:28.28	350m 5:14.09	400m 5:59.05			
	40.92	44.30	46.16	45.34	45.71	45.85	45.81	44.96			
10.	Eleni Papadopoulos	(92)	Co Manch Aq	10	5:01.73	742					
	50m 33.06	100m 1:09.58	150m 1:47.48	200m 2:26.04	250m 3:05.38	300m 3:44.39	350m 4:23.97	400m 5:01.73			
	33.06	36.52	37.90	38.56	39.34	39.01	39.58	37.76			
11.	Lauren Steadman	(92)	Portsmouth N	9	4:56.48	705					
	50m 33.15	100m 1:09.75	150m 1:46.79	200m 2:24.45	250m 3:02.33	300m 3:40.73	350m 4:18.69	400m 4:56.48			
	33.15	36.60	37.04	37.66	37.88	38.40	37.96	37.79			
12.	Rosie Bancroft	(95)	Co Oxford	10	5:07.65	700					
	50m 36.58	100m 1:14.28	150m 1:53.39	200m 2:32.14	250m 3:11.21	300m 3:50.54	350m 4:29.91	400m 5:07.65			
	36.58	37.70	39.11	38.75	39.07	39.33	39.37	37.74			
13.	Nyree Kindred	(80)	Leominster	6	6:11.95	683					
	50m 42.83	100m 1:29.19	150m 2:15.64	200m 3:02.32	250m 3:49.77	300m 4:36.96	350m 5:24.27	400m 6:11.95			
	42.83	46.36	46.45	46.68	47.45	47.19	47.31	47.68			
14.	Emma Hollis	(92)	Loughboro Un	8	5:24.85	680					
	50m 35.20	100m 1:15.08	150m 1:56.89	200m 2:39.45	250m 3:21.16	300m 4:03.91	350m 4:46.04	400m 5:24.85			
	35.20	39.88	41.81	42.56	41.71	42.75	42.13	38.81			
15.	Amy Marren	(98)	Romford Town	9	5:01.22	672					
	50m 32.94	100m 1:10.13	150m 1:48.55	200m 2:26.57	250m 3:06.03	300m 3:45.05	350m 4:23.62	400m 5:01.22			
	32.94	37.19	38.42	38.02	39.46	39.02	38.57	37.60			
16.	Alice Tai	(99)	Seagulls Swi	10	5:14.83	653					
	50m 35.06	100m 1:13.25	150m 1:52.44	200m 2:32.10	250m 3:12.78	300m 3:53.96	350m 4:34.51	400m 5:14.83			
	35.06	38.19	39.19	39.66	40.68	41.18	40.55	40.32			
17.	Francesca O'Connor	(91)	Wyre Forest	7	6:01.27	601					
	50m 41.85	100m 1:27.23	150m 2:12.75	200m 2:58.65	250m 3:44.03	300m 4:30.59	350m 5:16.42	400m 6:01.27			
	41.85	45.38	45.52	45.90	45.38	46.56	45.83	44.85			
18.	Charlotte Henshaw	(87)	Nova Cent'n	8	5:44.66	569					
	50m 39.29	100m 1:21.30	150m 2:04.50	200m 2:48.40	250m 3:32.10	300m 4:16.73	350m 5:00.65	400m 5:44.66			
	39.29	42.01	43.20	43.90	43.70	44.63	43.92	44.01			
19.	Emily Harris	(97)	St Felix Sch	9	5:24.69	536					
	50m 36.50	100m 1:16.15	150m 1:57.37	200m 2:38.91	250m 3:20.44	300m 4:03.01	350m 4:44.48	400m 5:24.69			
	36.50	39.65	41.22	41.54	41.53	42.57	41.47	40.21			
20.	Hope Gordon	(94)	StirlingSwim	9	5:43.37	454					
	50m 36.90	100m 1:18.65	150m 2:02.72	200m 2:47.64	250m 3:32.65	300m 4:17.94	350m 5:01.50	400m 5:43.37			
	36.90	41.75	44.07	44.92	45.01	45.29	43.56	41.87			



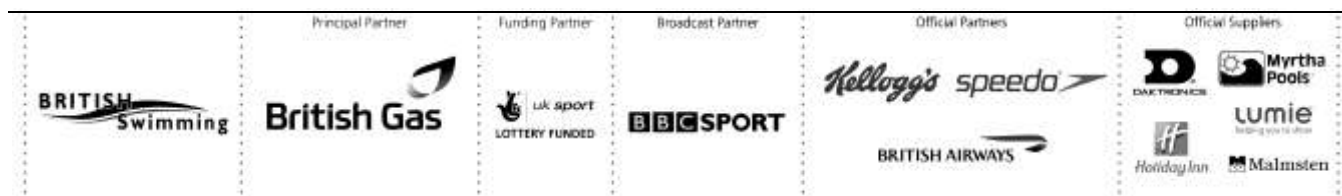


Results Day 1 Heats Saturday 3 March 2012

EVENT 9 Mens MC 400m Freestyle

Multi-Disability by British Disability Points

Place	Name	YoB	Club	Cat.	Time	BDPoints				
1.	Jonathan Fox	(91)	Newquay	7	4:49.38	980				
	50m 31.18	100m 1:07.14	150m 1:42.61	200m 2:19.21	250m 2:55.99	300m 3:33.85	350m 4:12.24	400m 4:49.38		
	31.18	35.96	35.47	36.60	36.78	37.86	38.39	37.14		
2.	Sam Hynd	(91)	Swansea Perf	8	4:31.89	937				
	50m 31.52	100m 1:04.78	150m 1:38.27	200m 2:12.51	250m 2:47.18	300m 3:22.22	350m 3:57.32	400m 4:31.89		
	31.52	33.26	33.49	34.24	34.67	35.04	35.10	34.57		
3.	Oliver Hynd	(94)	Nova Cent'n	8	4:32.05	936				
	50m 31.15	100m 1:04.61	150m 1:38.42	200m 2:12.81	250m 2:47.50	300m 3:22.85	350m 3:58.30	400m 4:32.05		
	31.15	33.46	33.81	34.39	34.69	35.35	35.45	33.75		
4.	Josef Craig	(97)	South Tyne	7	4:55.63	919				
	50m 32.81	100m 1:08.98	150m 1:46.35	200m 2:24.19	250m 3:02.10	300m 3:40.64	350m 4:18.64	400m 4:55.63		
	32.81	36.17	37.37	37.84	37.91	38.54	38.00	36.99		
5.	Thomas Young	(91)	Co Manch Aq	8	4:39.41	864				
	50m 31.74	100m 1:06.10	150m 1:41.72	200m 2:18.14	250m 2:53.27	300m 3:29.35	350m 4:04.22	400m 4:39.41		
	31.74	34.36	35.62	36.42	35.13	36.08	34.87	35.19		
6.	Robert Welbourn	(87)	Swansea Perf	10	4:16.83	860				
	50m 29.81	100m 1:02.74	150m 1:35.63	200m 2:08.54	250m 2:40.69	300m 3:12.99	350m 3:45.04	400m 4:16.83		
	29.81	32.93	32.89	32.91	32.15	32.30	32.05	31.79		
7.	Matthew Whorwood	(89)	Swansea Perf	6	5:12.93	778				
	50m 36.41	100m 1:14.74	150m 1:53.95	200m 2:33.81	250m 3:13.16	300m 3:53.55	350m 4:33.76	400m 5:12.93		
	36.41	38.33	39.21	39.86	39.35	40.39	40.21	39.17		
8.	Matthew Wylie	(96)	Co Sund'land	9	4:42.62	752				
	50m 31.59	100m 1:06.81	150m 1:43.09	200m 2:19.29	250m 2:55.85	300m 3:31.72	350m 4:07.74	400m 4:42.62		
	31.59	35.22	36.28	36.20	36.56	35.87	36.02	34.88		
9.	Sam Bradley	(93)	Team Luton	7	5:19.95	725				
	50m 36.55	100m 1:16.27	150m 1:56.67	200m 2:37.76	250m 3:18.26	300m 3:59.62	350m 4:40.18	400m 5:19.95		
	36.55	39.72	40.40	41.09	40.50	41.36	40.56	39.77		
10.	James Hollis	(94)	Epping For't	10	4:33.72	710				
	50m 30.37	100m 1:03.38	150m 1:37.28	200m 2:12.32	250m 2:47.04	300m 3:22.73	350m 3:58.89	400m 4:33.72		
	30.37	33.01	33.90	35.04	34.72	35.69	36.16	34.83		
11.	Ryan Crouch	(94)	teamipswich	10	4:35.17	699				
	50m 31.28	100m 1:06.13	150m 1:41.68	200m 2:17.39	250m 2:51.90	300m 3:27.20	350m 4:01.87	400m 4:35.17		
	31.28	34.85	35.55	35.71	34.51	35.30	34.67	33.30		
12.	Michael Reeve	(92)	Loughboro Un	12	4:44.98	664				
	50m 30.09	100m 1:04.72	150m 1:40.79	200m 2:17.89	250m 2:55.51	300m 3:33.30	350m 4:10.35	400m 4:44.98		
	30.09	34.63	36.07	37.10	37.62	37.79	37.05	34.63		
13.	Michael Jones	(94)	Kelly Coll	8	5:06.26	656				
	50m 32.88	100m 1:10.01	150m 1:48.65	200m 2:28.39	250m 3:07.57	300m 3:47.88	350m 4:27.40	400m 5:06.26		
	32.88	37.13	38.64	39.74	39.18	40.31	39.52	38.86		
14.	Kahoru Harazawa	(97)	Wandsworth	10	4:41.64	652				
	50m 31.26	100m 1:05.57	150m 1:40.79	200m 2:17.10	250m 2:53.42	300m 3:29.74	350m 4:06.06	400m 4:41.64		
	31.26	34.31	35.22	36.31	36.32	36.32	36.32	35.58		
15.	Robert Dalglish	(95)	Livingston	10	4:41.72	651				
	50m 30.60	100m 1:05.03	150m 1:41.61	200m 2:18.22	250m 2:55.18	300m 3:31.49	350m 4:07.66	400m 4:41.72		
	30.60	34.43	36.58	36.61	36.96	36.31	36.17	34.06		
16.	Rafael Bagott	(97)	Newburn	13	4:45.02	650				
	50m 31.44	100m 1:06.98	150m 1:42.44	200m 2:18.66	250m 2:55.15	300m 3:32.41	350m 4:08.97	400m 4:45.02		
	31.44	35.54	35.46	36.22	36.49	37.26	36.56	36.05		
17.	Jonathan Eke	(96)	Abertillery	10	4:48.28	608				
	50m 31.98	100m 1:07.24	150m 1:43.44	200m 2:20.80	250m 2:57.62	300m 3:35.15	350m 4:12.19	400m 4:48.28		
	31.98	35.26	36.20	37.36	36.82	37.53	37.04	36.09		
18.	Grant Taylor	(94)	Cockermouth	8	5:22.56	561				
	50m 34.19	100m 1:12.67	150m 1:52.50	200m 2:33.17	250m 3:14.82	300m 3:57.13	350m 4:39.67	400m 5:22.56		
	34.19	38.48	39.83	40.67	41.65	42.31	42.54	42.89		
19.	Ryan West	(97)	Gloucester	9	5:17.96	528				
	50m 34.31	100m 1:14.65	150m 1:55.98	200m 2:37.17	250m 3:19.13	300m 4:01.15	350m 4:40.06	400m 5:17.96		
	34.31	40.34	41.33	41.19	41.96	42.02	38.91	37.90		
20.	Jonathan Booth	(98)	Bo Kirklees	10	5:20.72	441				
	50m 35.05	100m 1:16.08	150m 1:57.27	200m 2:38.27	250m 3:19.59	300m 4:01.95	350m 4:42.85	400m 5:20.72		
	35.05	41.03	41.19	41.00	41.32	42.36	40.90	37.87		



Results Day 5 Finals Wednesday 7 March 2012

EVENT 126 FINAL OF EVENT 226 Mens Open 200m Breaststroke

FINA A Time 2:11.74 - World Top 16 Time 2:11.50

Full Results

Place	Name	YoB	Club	Time	R.T.FINA Pt	50	100	150
1.	Andrew Willis	(90)	Bracknell	2:09.33	+ 0.72 953	29.70	1:02.51	1:35.58
2.	Michael Jamieson	(88)	Edinburgh Un	2:09.84	+ 0.72 942	29.46	1:01.89	1:35.18
3.	Kristopher Gilchrist	(83)	Edinburgh Un	2:11.73	+ 0.75 902	29.54	1:02.49	1:36.51
4.	Daniel Sliwinski	(90)	Preston	2:12.28	+ 0.72 891	29.42	1:02.98	1:36.52
5.	James Broady	(91)	Loughboro Un	2:12.77	+ 0.75 881	30.05	1:03.89	1:38.12
6.	Richard Webb	(87)	Swansea Perf	2:13.21	+ 0.76 872	30.08	1:04.15	1:38.18
7.	Ross Murdoch	(94)	West Dunbart	2:13.62	+ 0.52 864	29.64	1:03.57	1:37.99
8.	Russell Smith	(91)	Stockport Mo	2:14.28	+ 0.69 852	30.18	1:04.00	1:38.54

EVENT 229 SEMI FINAL OF EVENT 29 Womens Open 100m Freestyle

Full Results

Place	Name	YoB	Club	Time	R.T.FINA Pt	50
1.	Francesca Halsall	(90)	Loughboro Un	53.83	+ 0.74 905	25.67
2.	Amy Smith	(87)	Loughboro Un	54.27	+ 0.70 883	26.12
3.	Rebecca Turner	(92)	Co Sheffield	54.71	+ 0.64 862	26.79
4.	Jessica Lloyd	(95)	Co Manch Aq	54.95	+ 0.68 850	26.66
5.	Caitlin McClatchey	(85)	Loughboro Un	55.07	+ 0.73 845	26.88
6.	Jessica Sylvester	(87)	Nova Cent'n	55.54	+ 0.74 824	26.95
7.	Amelia Maughan	(96)	Bath Univ	55.94	+ 0.74 806	27.03
8.	Emma Wilkins	(91)	Loughboro Un	55.98	+ 0.69 804	26.10
9.	Sophie Smith	(94)	Co Leicester	56.22	+ 0.71 794	27.13
10.	Emma Saunders	(94)	Co Manch Aq	56.31	+ 0.69 790	27.53
11.	Sophie Allen	(92)	Stockport Mo	56.78	+ 0.67 771	27.32
11.	Laura Whitaker	(91)	Co Sheffield	56.78	+ 0.69 771	27.58
13.	Shauna Lee	(95)	Hatfield	57.03	+ 0.78 761	27.55
14.	Georgina Heyn	(84)	Ealing	57.10	+ 0.75 758	27.72
15.	Laura Vertigans	(94)	Plymouth Lea	57.26	+ 0.81 751	27.44
16.	Harriet Cooper	(97)	Co Leicester	57.49	+ 0.73 742	27.66

EVENT 230 SEMI FINAL OF EVENT 30 Mens Open 200m Backstroke

Full Results

Place	Name	YoB	Club	Time	R.T.FINA Pt	50	100	150
1.	Calum Jarvis	(92)	Bath Univ	1:59.88	+ 0.59 813	28.46	58.56	1:29.14
2.	Chris Walker-Hebborn	(90)	Ellesmere Co	2:00.26	+ 0.56 806	27.21	57.21	1:27.86
3.	Craig McNally	(92)	Warrender Ba	2:00.33	+ 0.63 804	29.01	59.52	1:30.72
3.	Marco Loughran	(89)	Guildford Ct	2:00.33	+ 0.61 804	27.46	57.70	1:29.02
5.	Jonathan Carlisle	(92)	Co Sund'land	2:00.51	+ 0.64 801	27.91	57.86	1:28.88
6.	Joseph Patching	(94)	Plymouth Lea	2:00.52	+ 0.64 800	28.08	58.46	1:29.70
7.	Nathan Theodoris	(95)	Swim Swansea	2:01.60	+ 0.58 779	28.51	59.48	1:30.74
8.	Charlie Boldison	(92)	Barnet Copt	2:01.78	+ 0.59 776	28.77	59.80	1:30.73
9.	Roberto Pavoni	(91)	Loughboro Un	2:02.01	+ 0.61 771	28.57	59.86	1:31.23
10.	Joseph Canlan-Shaw	(88)	Loughboro Un	2:02.69	+ 0.54 759	28.80	59.64	1:31.17
11.	Scott Hathaway	(88)	Loughboro Un	2:03.56	+ 0.61 743	28.26	59.62	1:31.82
12.	Ryan Bennett	(90)	Preston	2:03.62	+ 0.58 742	28.00	58.78	1:30.64
13.	Ian Powell	(85)	Stockport Mo	2:04.16	+ 0.58 732	28.46	59.41	1:31.96
14.	Liam Knight	(94)	Co Peterboro	2:04.19	+ 0.66 731	28.39	59.91	1:32.05
15.	David Gregory	(92)	Co Sheffield	2:04.72	+ 0.63 722	28.66	1:00.13	1:32.14
16.	Dan Ruckwood	(92)	Co Birm'ham	2:05.44	+ 0.63 710	29.07	1:00.52	1:33.16

EVENT 125 FINAL OF EVENT 225 Womens Open 200m Butterfly

FINA A Time 2:08.95 - World Top 16 Time 2:08.66

Full Results

Place	Name	YoB	Club	Time	R.T.FINA Pt	50	100	150
1.	Ellen Gandy	(91)	Beckenham	2:06.01	+ 0.75 903	27.46	58.31	1:30.94
2.	Jemma Lowe	(90)	Swansea Perf	2:06.37	+ 0.68 895	28.44	1:00.07	1:32.45
3.	Jessica Dickons	(90)	Edinburgh Un	2:09.21	+ 0.71 837	28.74	1:00.81	1:34.07
4.	Elena Sheridan	(95)	Romford Town	2:11.24	+ 0.75 799	29.10	1:02.17	1:36.29
5.	Tilly Gray	(91)	Loughboro Un	2:11.63	+ 0.66 792	29.08	1:02.01	1:35.91
6.	Amanda Nugent	(91)	Co Salford	2:12.74	+ 0.75 772	30.14	1:03.60	1:38.02
7.	Kate Hutchinson	(90)	Loughboro Un	2:13.48	+ 0.62 759	30.10	1:04.01	1:38.46
8.	Alys Thomas	(90)	Swansea Perf	2:14.18	+ 0.75 748	29.65	1:03.62	1:38.57

Results Day 5 Finals Wednesday 7 March 2012

EVENT 124 FINAL OF EVENT 224 Mens Open 100m Freestyle

FINA A Time 48.82 - World Top 16 Time 48.62

Full Results

Place	Name	YoB	Club	Time	R.T.FINA Pt	50
1.	Simon Burnett	(83)	Windsor	49.33	+ 0.70 859	23.70
2.	James Disney-May	(92)	Millfield	49.48	+ 0.66 852	23.66
3.	Craig Gibbons	(85)	Maxwell	49.49	+ 0.71 851	23.52
4.	Adam Brown	(89)	Hatfield	49.51	+ 0.83 850	23.24
5.	Robert Renwick	(88)	Co Glasgow	49.62	+ 0.72 844	23.90
5.	Ross Davenport	(84)	Loughboro Un	49.62	+ 0.69 844	23.89
7.	Grant Turner	(89)	Loughboro Un	50.13	+ 0.76 819	23.60
8.	Jak Scott	(91)	StirlingSwim	50.29	+ 0.60 811	24.08

EVENT 231 SEMI FINAL OF EVENT 31 Womens Open 200m Breaststroke

Full Results

Place	Name	YoB	Club	Time	R.T.FINA Pt	50	100	150
1.	Stacey Tadd	(89)	Bath Univ	2:27.60	+ 0.78 855	33.56	1:10.90	1:49.29
2.	Molly Renshaw	(96)	Derventio	2:29.39	+ 0.74 825	34.55	1:12.17	1:50.74
3.	Hannah Miley	(89)	Garioch	2:30.31	+ 0.74 810	34.30	1:12.87	1:51.42
4.	Carmella Kitching	(94)	Ortus Lon	2:31.43	+ 0.76 792	34.57	1:13.31	1:52.22
5.	Kerry Buchan	(87)	Edinburgh Un	2:31.47	+ 0.80 791	33.94	1:12.26	1:51.70
6.	Chloe Bean	(95)	Guildford Ct	2:32.09	+ 0.72 781	34.80	1:13.71	1:52.66
7.	Emma Bird	(91)	Edinburgh Un	2:32.16	+ 0.76 780	34.04	1:12.31	1:52.01
7.	Siobhan-Marie O'Connor	(95)	Bath Univ	2:32.16	+ 0.71 780	33.53	1:11.68	1:51.38
7.	Sophie Taylor	(96)	Co Leeds	2:32.16	+ 0.77 780	34.21	1:12.95	1:52.82
10.	Chloe Tutton	(96)	Co Cardiff	2:32.94	+ 0.69 769	34.67	1:13.34	1:53.05
11.	Emily Jones	(95)	Garioch	2:33.48	+ 0.72 760	34.38	1:13.15	1:52.79
12.	Kate Hutchinson	(90)	Loughboro Un	2:33.57	+ 0.68 759	35.66	1:14.95	1:54.57
13.	Georgina Evans	(96)	Co Liverpool	2:34.31	+ 0.72 748	34.42	1:13.31	1:54.23
14.	Rachael Wilson	(88)	Derwentside	2:35.23	+ 0.79 735	34.88	1:14.54	1:54.66
15.	Jessica Chadwick	(94)	Preston	2:36.97	+ 0.81 711	34.40	1:14.02	1:54.99
16.	Shannon Loder	(94)	Preston	2:37.84	+ 0.88 699	35.16	1:14.66	1:55.71

EVENT 231 SEMI FINAL OF EVENT 31 Womens Open 200m Breaststroke - Swim-Off

Full Results

Place	Name	YoB	Club	Time	R.T.FINA Pt	50	100	150
1.	Siobhan-Marie O'Connor	(95)	Bath Univ	2:33.61	+ 0.92 759	33.95	1:13.03	1:52.89
2.	Emma Bird	(91)	Edinburgh Un	2:34.57	+ 0.76 744	34.35	1:13.86	1:54.42
3.	Sophie Taylor	(96)	Co Leeds	2:35.34	+ 0.82 733	34.75	1:14.33	1:55.27

EVENT 232 SEMI FINAL OF EVENT 32 Mens Open 200m IM

Full Results

Place	Name	YoB	Club	Time	R.T.FINA Pt	50	100	150
1.	Ieuan Lloyd	(93)	Co Cardiff	1:59.39	+ 0.71 872	25.61	56.70	1:31.31
2.	James Goddard	(83)	Stockport Mo	2:00.55	+ 0.65 847	25.42	54.63	1:29.49
3.	Joseph Roebuck	(85)	Loughboro Un	2:01.15	+ 0.70 835	25.48	56.67	1:31.08
4.	Daniel Wallace	(93)	Warrender Ba	2:01.41	+ 0.67 830	26.15	57.35	1:32.20
5.	Roberto Pavoni	(91)	Loughboro Un	2:01.72	+ 0.65 823	26.51	58.03	1:32.70
6.	Lewis Coleman	(92)	Co Sheffield	2:02.27	+ 0.73 812	26.02	57.97	1:32.73
7.	Thomas Greenfield	(89)	Co Cardiff	2:03.09	+ 0.69 796	26.25	58.07	1:34.68
7.	Adam Harrington	(91)	Loughboro Un	2:03.09	+ 0.72 796	26.33	57.66	1:33.51
9.	Xavier Mohammed	(90)	Co Cardiff	2:03.35	+ 0.69 791	26.73	58.29	1:33.92
10.	Jonathan Hill	(92)	Plymouth Lea	2:03.97	+ 0.71 779	26.29	57.90	1:34.45
11.	Matthew Johnson	(95)	Co Sheffield	2:04.17	+ 0.69 775	26.63	58.48	1:35.07
12.	Thomas Litten	(92)	Rushmoor Ryl	2:04.60	+ 0.62 767	26.08	58.39	1:35.25
13.	Alexander Jones	(91)	Co Leeds	2:04.75	+ 0.75 765	26.70	59.17	1:35.74
14.	Mark Szaranek	(95)	Carnegie	2:05.65	+ 0.68 748	26.53	59.36	1:36.61
15.	Max Litchfield	(95)	Donc Dantes	2:05.75	+ 0.65 747	27.38	58.43	1:35.53
16.	Thomas Barton	(94)	Co Liverpool	2:07.25	+ 0.67 720	27.01	59.92	1:37.80



Results Day 5 Finals Wednesday 7 March 2012

EVENT 134 FINAL OF EVENT 34 Mens MC 50m Butterfly

Multi-Disability by British Disability Points

Place	Name	YoB	Club	Cat.	Time	R.T.BDPoints
1.	Sascha Kindred	(77)	Leominster	6	32.66	+ 0.82 838
2.	Matthew Walker	(78)	Marple	7	33.41	+ 0.96 751
3.	Josef Craig	(97)	South Tyne	7	34.51	+ 0.71 682
4.	Sam Bradley	(93)	Team Luton	7	34.99	+ 0.94 654
5.	Andrew Mullen	(96)	Ren 96	5	40.88	+ 0.88 592
6.	Alexander Goodman	(91)	Portsmouth N	7	38.50	+ 0.79 491
7.	W Holland-Leavens	(90)	Co Salford	6	39.09	+ 0.94 489
8.	Lyndon Longhorne	(95)	Wear Valley	5	50.37	+ 0.66 317

EVENT 133 FINAL OF EVENT 33 Womens MC 50m Butterfly

Multi-Disability by British Disability Points

Place	Name	YoB	Club	Cat.	Time	R.T.BDPoints
1.	Susannah Rodgers	(83)	Otter	7	36.64	+ 0.82 833
2.	Elizabeth Johnson	(85)	Bath Univ	6	45.36	+ 0.85 609
3.	Jan Langton	(86)	Kelly Coll	6	46.65	+ 1.09 559

EVENT 136 FINAL OF EVENT 36 Mens MC 100m Butterfly

Multi-Disability by British Disability Points

Place	Name	YoB	Club	Cat.	Time	R.T.BDPoints	50
1.	Rafael Bagott	(97)	Newburn	13	1:01.40	+ 0.83 812	28.33
2.	James Clegg	(94)	Tranent	12	1:01.46	+ 0.67 794	28.57
3.	James Hollis	(94)	Epping For't	10	1:00.92	+ 0.63 776	28.37
4.	Stefan Hoggan	(92)	Carnegie	9	1:05.05	+ 0.74 759	30.47
5.	Sean Fraser	(90)	Warrender Ba	8	1:06.34	+ 0.90 757	30.79
6.	David Ellis	(86)	Co Manch Aq	13	1:03.11	+ 0.73 748	28.40
7.	Robert Welbourn	(87)	Swansea Perf	10	1:02.16	+ 0.77 731	29.05
8.	Dervis Konuralp	(80)	Greenw Bo Ma	13	1:04.22	+ 0.73 710	28.73

EVENT 135 FINAL OF EVENT 35 Womens MC 100m Butterfly

Multi-Disability by British Disability Points

Place	Name	YoB	Club	Cat.	Time	R.T.BDPoints	50
1.	Eleni Papadopoulos	(92)	Co Manch Aq	10	1:13.07	+ 0.69 808	33.39
2.	Stephanie Millward	(81)	Swansea Perf	9	1:11.96	+ 0.80 798	33.11
3.	Gemma Almond	(93)	Swansea Perf	10	1:13.89	+ 0.82 781	33.97
4.	Tully Kearney	(97)	Royal Wolv	10	1:15.46	+ 0.76 734	35.52
5.	Hannah Russell	(96)	Guildford Ct	12	1:11.70	+ 0.79 682	32.41
6.	Claire Cashmore	(88)	Co Leeds	9	1:15.98	+ 0.69 678	34.64
7.	Emma Hollis	(92)	Loughboro Un	8	1:24.84	+ 0.84 602	38.98
8.	Chloe Buck	(97)	Team Jorvik	9	1:19.28	+ 0.92 597	36.94

Results Day 5 Finals Wednesday 7 March 2012

EVENT 129 FINAL OF EVENT 29 Womens Guest 100m Freestyle

Full Results

Place	Name	YoB	Club	Time	R.T.FINA Pt	50
1.	Jeanette Ottesen	(89)	Denmark	54.14	+ 0.69 889	26.08
2.	Daniela Schreiber	(89)	Germany	54.76	+ 0.82 859	26.29
3.	Hannah Wilson	(89)	Hong Kong	54.89	+ 0.68 853	26.64
4.	Karin Prinsloo	(89)	South Africa	55.06	+ 0.82 845	26.74
5.	Pernille Blume	(94)	Denmark	55.28	+ 0.70 835	26.84
6.	Silke Lippok	(94)	Germany	55.44	+ 0.70 828	26.89
7.	Lisa Vitting	(91)	Germany	55.76	+ 0.72 814	26.81
8.	Ruta Meilutyte	(97)	Plymouth Lea	56.26	+ 0.42 792	26.82

EVENT 130 FINAL OF EVENT 30 Mens Guest 200m Backstroke

Full Results

Place	Name	YoB	Club	Time	R.T.FINA Pt	50	100	150
1.	Radoslaw Kawecki	(91)	Poland	1:58.34	+ 0.62 845	28.30	58.59	1:28.50
2.	Darren Murray	(91)	South Africa	1:59.85	+ 0.63 814	28.12	58.53	1:29.24
3.	Charl Crous	(90)	South Africa	2:00.95	+ 0.65 792	27.88	58.42	1:29.75
4.	Nimrod Shapira Bar-Or	(89)	Israel	2:01.76	+ 0.72 776	28.50	59.19	1:30.70
5.	Mattias Carlsson	(90)	Sweden	2:01.79	+ 0.64 776	28.45	59.35	1:30.80
6.	Jean Francois Schneide	(90)	Luxembourg	2:03.01	+ 0.61 753	28.72	1:00.07	1:31.78
7.	Sebastian Stoss	(86)	Austria	2:05.15	+ 0.78 715	29.47	1:01.14	1:33.06

EVENT 131 FINAL OF EVENT 31 Womens Guest 200m Breaststroke

Full Results

Place	Name	YoB	Club	Time	R.T.FINA Pt	50	100	150
1.	Rikke Moller Perersen	(89)	Denmark	2:25.54	+ 0.74 892	32.82	1:10.28	1:47.88
2.	Marina Garcia	(94)	Spain	2:26.00	+ 0.71 883	33.41	1:10.77	1:48.18
3.	Nadja Higl	(87)	Serbia	2:27.38	+ 0.79 859	33.94	1:11.16	1:48.94
4.	Keiko Fukudome	(93)	Japan	2:27.44	+ 0.74 858	34.76	1:12.06	1:49.83
5.	Joline Hoestman	(88)	Sweden	2:27.96	+ 0.64 849	33.65	1:11.30	1:49.29
6.	Darae Jeong	(91)	Korea	2:28.36	+ 0.73 842	33.89	1:11.51	1:49.91
7.	Kanako Watanabe	(96)	Japan	2:28.42	+ 0.71 841	33.40	1:10.65	1:49.34
8.	Suyeon Back	(91)	Korea	2:28.45	+ 0.82 840	34.07	1:12.01	1:50.23

EVENT 132 FINAL OF EVENT 32 Mens Guest 200m IM

Full Results

Place	Name	YoB	Club	Time	R.T.FINA Pt	50	100	150
1.	Markus Deibler	(90)	Germany	1:59.97	+ 0.74 860	25.91	57.61	1:31.30
2.	Markus Rogan	(82)	Austria	2:00.07	+ 0.77 858	26.48	55.72	1:30.74
3.	Jan David Schepers	(90)	Germany	2:00.12	+ 0.72 857	26.21	57.75	1:32.17
4.	Simon Sjoedin	(86)	Sweden	2:00.71	+ 0.71 844	26.01	57.14	1:31.34
5.	Raphael Stacchiotti	(92)	Luxembourg	2:01.17	+ 0.64 834	26.14	57.37	1:33.33
6.	Peng Wu	(87)	China	2:02.37	+ 0.65 810	26.06	57.14	1:33.37
7.	Dinko Jukic	(89)	Austria	2:03.75	+ 0.67 783	25.17	56.31	1:33.44
8.	Michael Meyer	(92)	South Africa	2:03.98	+ 0.67 779	26.81	57.86	1:34.35

Results Day 5 Heats Thursday 8 March 2012

EVENT 37 Mens Open 50m Freestyle

Full Results

Place	Name	YoB	Club	Time	R.T.FINA Pt
1.	Stefan Nystrand	(81)	Sweden	22.54	+ 0.76 798
2.	Petter Stymne	(83)	Sweden	22.61	+ 0.67 790
3.	Adam Brown	(89)	Hatfield	22.63	+ 0.74 788
4.	Steffen Deibler	(87)	Germany	22.64	+ 0.64 787
5.	Craig Gibbons	(85)	Maxwell	22.76	+ 0.72 775
6.	Roy-Allan Burch	(85)	Bermuda	22.88	+ 0.67 763
7.	Zachary Hayden	(87)	USA	22.89	+ 0.71 762
8.	Pieter Timmers	(88)	Belgium	22.90	+ 0.76 761
9.	Alex Garnett	(90)	Loughboro Un	22.93	+ 0.74 758
9.	Simon Burnett	(83)	Windsor	22.93	+ 0.62 758
11.	Matthew Tutty	(84)	Bolton Metro	22.96	+ 0.75 755
12.	Andrew Bushell	(88)	Loughboro Un	22.99	+ 0.66 752
13.	Marco Di Carli	(85)	Germany	23.02	+ 0.68 749
14.	Robert Iddiols	(89)	Windsor	23.05	+ 0.63 746
15.	Richard Schafers	(91)	Edinburgh Un	23.06	+ 0.63 745
16.	Jason Lawson	(88)	Stockport Mo	23.11	+ 0.66 740
17.	James Disney-May	(92)	Millfield	23.14	+ 0.64 737
18.	Jamie Thorpe	(92)	Co Leicester	23.15	+ 0.67 736
19.	Grant Turner	(89)	Loughboro Un	23.16	+ 0.65 735
20.	Oliver Wilson	(92)	Otter	23.17	+ 0.63 734
20.	Dieter Dekoninck	(91)	Belgium	23.17	+ 0.62 734
22.	Kane Haggett	(92)	Derventio	23.21	+ 0.64 731
23.	Owen Morgan	(84)	Woking	23.22	+ 0.70 730
24.	David Godridge	(93)	Maxwell	23.31	+ 0.70 721
25.	Edward Walsh	(90)	Camden Swiss	23.32	+ 0.67 720
26.	Andre Pereira	(93)	Brazil	23.38	+ 0.68 715
27.	Benjamin Proud	(94)	Plymouth Lea	23.42	+ 0.61 711
28.	Jak Scott	(91)	StirlingSwim	23.49	+ 0.65 705
29.	Italo Amral	(93)	Brazil	23.52	+ 0.71 702
30.	Xiayan Li	(89)	China	23.54	+ 0.71 700
31.	Lloyd Young	(92)	Loughboro Un	23.55	+ 0.59 699
32.	Ross Davenport	(84)	Loughboro Un	23.59	+ 0.61 696
33.	Ho Chun Yan	(85)	Hong Kong	23.60	+ 0.77 695
34.	Leith Shankland	(91)	South Africa	23.61	+ 0.67 694
35.	Thomas Greenfield	(89)	Co Cardiff	23.62	+ 0.65 693
36.	Tsubasa Nakagawa	(92)	Co Leicester	23.64	+ 0.64 692
37.	Kevin Doak	(81)	USA	23.78	+ 0.67 679
38.	Jack Thorpe	(94)	Milngavie &B	23.84	+ 0.67 674
39.	Jack Smith	(96)	Plymouth Lea	23.86	+ 0.73 673
39.	Patrick Jack	(94)	Ealing	23.86	+ 0.67 673
41.	Leo Jaggs	(94)	Camden Swiss	23.87	+ 0.72 672
42.	Karl Morgan	(95)	Nova Cent'n	23.91	+ 0.76 668
43.	Mark Szaraneck	(95)	Carnegie	23.95	+ 0.67 665
44.	James Stanhope	(94)	Teddington	23.99	+ 0.64 662
44.	Oliver Leonard	(95)	Windsor	23.99	+ 0.72 662
46.	Miles Munro	(96)	Beau Sejour	24.08	+ 0.75 654
47.	Zak Dawson	(96)	Co Newcastle	24.10	+ 0.62 653
48.	Daniel Johnson	(94)	Middlesboro	24.15	+ 0.75 649
49.	Brian O'Sullivan	(95)	Ireland	24.16	+ 0.68 648
50.	Jordan Hughes	(96)	N Ayrshire	24.31	+ 0.65 636
51.	Mohammed Ahmed	(95)	Co Coventry	24.33	+ 0.64 634
52.	Alex Dunk	(95)	Prescot	24.48	+ 0.70 623
53.	Warren Cannon	(94)	Cheltenham	24.55	617
54.	William Rosson	(96)	Wrexham	24.62	+ 0.60 612
55.	Daniel Jones	(96)	Oswestry Ott	24.65	+ 0.64 610
56.	John Slater	(96)	Basingstoke	24.66	+ 0.72 609
57.	Bradley Lynch	(96)	Co Birm'ham	24.71	+ 0.62 605
58.	Liam O'Brien	(96)	Maxwell	24.93	+ 0.69 590
59.	Nico Campbell	(97)	Hatfield	24.99	+ 0.68 585
60.	Joshua Coleby	(96)	teamipswich	27.36	446

Results Day 5 Heats Thursday 8 March 2012

EVENT 38 Womens Open 800m Freestyle

Full Results

Place	Name	YoB	Club	Time	R.T.FINA Pt						
1.	Rebecca Adlington	(89)	Nova Cent'n	8:26.62	+ 0.78	927					
	50m 28.85	100m 59.67	150m 1:31.12	200m 2:02.76	250m 2:34.61	300m 3:06.61	350m 3:38.71	400m 4:10.97			
	28.85	30.82	31.45	31.64	31.85	32.00	32.10	32.26			
	450m 4:43.21	500m 5:15.19	550m 5:47.34	600m 6:19.57	650m 6:51.61	700m 7:23.68	750m 7:55.56	800m 8:26.62			
	32.24	31.98	32.15	32.23	32.04	32.07	31.88	31.06			
2.	Grainne Murphy	(93)	Ireland	8:32.85	+ 0.82	894					
	50m 29.86	100m 1:01.81	150m 1:34.22	200m 2:06.60	250m 2:38.90	300m 3:11.17	350m 3:43.36	400m 4:15.91			
	29.86	31.95	32.41	32.38	32.30	32.27	32.19	32.55			
	450m 4:48.09	500m 5:20.56	550m 5:52.64	600m 6:25.04	650m 6:57.45	700m 7:29.99	750m 8:01.94	800m 8:32.85			
	32.18	32.47	32.08	32.40	32.41	32.54	31.95	30.91			
3.	Eleanor Faulkner	(93)	Co Sheffield	8:33.16	+ 0.77	892					
	50m 28.60	100m 1:00.24	150m 1:32.66	200m 2:05.10	250m 2:37.45	300m 3:09.75	350m 3:42.20	400m 4:14.35			
	28.60	31.64	32.42	32.44	32.35	32.30	32.45	32.15			
	450m 4:46.64	500m 5:19.32	550m 5:51.84	600m 6:24.56	650m 6:57.04	700m 7:29.66	750m 8:01.75	800m 8:33.16			
	32.29	32.68	32.52	32.72	32.48	32.62	32.09	31.41			
4.	Jazmin Carlin	(90)	Swansea Perf	8:38.66	+ 0.76	864					
	50m 30.00	100m 1:02.04	150m 1:34.42	200m 2:06.96	250m 2:39.59	300m 3:12.24	350m 3:45.13	400m 4:17.95			
	30.00	32.04	32.38	32.54	32.63	32.65	32.89	32.82			
	450m 4:50.51	500m 5:23.24	550m 5:56.03	600m 6:28.92	650m 7:01.46	700m 7:34.48	750m 8:06.89	800m 8:38.66			
	32.56	32.73	32.79	32.89	32.54	33.02	32.41	31.77			
5.	Megan Gilchrist	(90)	Armada	8:39.78	+ 0.75	858					
	50m 30.60	100m 1:02.72	150m 1:35.16	200m 2:07.87	250m 2:40.46	300m 3:13.15	350m 3:45.81	400m 4:18.54			
	30.60	32.12	32.44	32.71	32.59	32.69	32.66	32.73			
	450m 4:51.22	500m 5:24.07	550m 5:56.70	600m 6:29.52	650m 7:02.27	700m 7:35.14	750m 8:07.72	800m 8:39.78			
	32.68	32.85	32.63	32.82	32.75	32.87	32.58	32.06			
6.	Keri-Anne Payne	(87)	Stockport Mo	8:39.79	+ 0.74	858					
	50m 29.89	100m 1:01.96	150m 1:34.23	200m 2:06.86	250m 2:39.18	300m 3:11.86	350m 3:44.58	400m 4:17.54			
	29.89	32.07	32.27	32.63	32.32	32.68	32.72	32.96			
	450m 4:50.25	500m 5:22.92	550m 5:55.84	600m 6:28.42	650m 7:01.31	700m 7:34.13	750m 8:07.25	800m 8:39.79			
	32.71	32.67	32.92	32.58	32.89	32.82	33.12	32.54			
7.	Hannah Miley	(89)	Garioch	8:41.98	+ 0.76	848					
	50m 29.72	100m 1:02.15	150m 1:34.47	200m 2:07.53	250m 2:40.01	300m 3:12.89	350m 3:45.35	400m 4:18.38			
	29.72	32.43	32.32	33.06	32.48	32.88	32.46	33.03			
	450m 4:50.97	500m 5:23.97	550m 5:56.86	600m 6:30.20	650m 7:03.18	700m 7:36.86	750m 8:09.64	800m 8:41.98			
	32.59	33.00	32.89	33.34	32.98	33.68	32.78	32.34			
8.	Jessica Thielmann	(93)	Co Newcastle	8:44.14	+ 0.74	837					
	50m 29.59	100m 1:01.29	150m 1:33.51	200m 2:06.02	250m 2:38.75	300m 3:11.71	350m 3:44.76	400m 4:18.04			
	29.59	31.70	32.22	32.51	32.73	32.96	33.05	33.28			
	450m 4:51.13	500m 5:24.48	550m 5:57.75	600m 6:31.27	650m 7:04.69	700m 7:38.39	750m 8:11.49	800m 8:44.14			
	33.09	33.35	33.27	33.52	33.42	33.70	33.10	32.65			
9.	Danielle Hall-Jackson	(94)	Co Leeds	8:46.04	+ 0.74	828					
	50m 29.30	100m 1:01.35	150m 1:34.21	200m 2:07.25	250m 2:40.22	300m 3:13.09	350m 3:46.38	400m 4:19.44			
	29.30	32.05	32.86	33.04	32.97	32.87	33.29	33.06			
	450m 4:52.46	500m 5:25.96	550m 5:59.52	600m 6:33.29	650m 7:06.41	700m 7:40.29	750m 8:13.39	800m 8:46.04			
	33.02	33.50	33.56	33.77	33.12	33.88	33.10	32.65			
10.	Lucy Charles	(93)	Hatfield	8:46.91	+ 0.80	824					
	50m 29.99	100m 1:02.68	150m 1:35.46	200m 2:08.58	250m 2:41.68	300m 3:15.13	350m 3:48.54	400m 4:21.98			
	29.99	32.69	32.78	33.12	33.10	33.45	33.41	33.44			
	450m 4:55.20	500m 5:28.72	550m 6:01.91	600m 6:35.59	650m 7:08.82	700m 7:42.27	750m 8:15.34	800m 8:46.91			
	33.22	33.52	33.19	33.68	33.23	33.45	33.07	31.57			
11.	Aisha Thornton	(91)	Loughboro Un	8:48.73	+ 0.71	816					
	50m 29.68	100m 1:01.77	150m 1:34.16	200m 2:07.05	250m 2:40.26	300m 3:13.73	350m 3:47.06	400m 4:20.70			
	29.68	32.09	32.39	32.89	33.21	33.47	33.33	33.64			
	450m 4:54.52	500m 5:28.16	550m 6:01.50	600m 6:35.20	650m 7:08.80	700m 7:42.59	750m 8:15.96	800m 8:48.73			
	33.82	33.64	33.34	33.70	33.60	33.79	33.37	32.77			
12.	Sasha Matthews	(91)	Nova Cent'n	8:50.67	+ 0.76	807					
	50m 30.22	100m 1:02.52	150m 1:34.88	200m 2:07.44	250m 2:40.15	300m 3:13.13	350m 3:46.73	400m 4:20.61			
	30.22	32.30	32.36	32.56	32.71	32.98	33.60	33.88			
	450m 4:54.41	500m 5:28.52	550m 6:02.50	600m 6:37.06	650m 7:10.96	700m 7:44.78	750m 8:18.18	800m 8:50.67			
	33.80	34.11	33.98	34.56	33.90	33.82	33.40	32.49			
13.	Rachael Williamson	(95)	KingstonHull	8:51.26	+ 0.85	804					
	50m 29.83	100m 1:02.53	150m 1:35.87	200m 2:09.04	250m 2:42.44	300m 3:16.06	350m 3:49.48	400m 4:23.16			
	29.83	32.70	33.34	33.17	33.40	33.62	33.42	33.68			
	450m 4:56.67	500m 5:30.60	550m 6:04.09	600m 6:37.57	650m 7:11.50	700m 7:45.20	750m 8:18.79	800m 8:51.26			
	33.51	33.93	33.49	33.48	33.93	33.70	33.59	32.47			
13.	Charlotte Woolliscroft	(90)	Stockport Mo	8:51.26	+ 0.84	804					
	50m 30.49	100m 1:03.02	150m 1:35.94	200m 2:08.87	250m 2:41.99	300m 3:15.24	350m 3:48.65	400m 4:21.95			
	30.49	32.53	32.92	32.93	33.12	33.25	33.41	33.30			
	450m 4:55.45	500m 5:29.14	550m 6:02.87	600m 6:37.00	650m 7:10.61	700m 7:44.92	750m 8:18.68	800m 8:51.26			
	33.50	33.69	33.73	34.13	33.61	34.31	33.76	32.58			
15.	Kristina Neves	(96)	Guernsey	8:51.58	+ 0.87	803					
	50m 29.95	100m 1:02.32	150m 1:35.31	200m 2:08.89	250m 2:42.40	300m 3:16.30	350m 3:49.97	400m 4:24.06			
	29.95	32.37	32.99	33.58	33.51	33.90	33.67	34.09			
	450m 4:57.54	500m 5:31.46	550m 6:04.97	600m 6:38.94	650m 7:12.54	700m 7:46.66	750m 8:19.64	800m 8:51.58			
	33.48	33.92	33.51	33.97	33.60	34.12	32.98	31.94			

Principal Partner

Funding Partner

Broadcast Partner

Official Partners

Official Suppliers

Results Day 5 Heats Thursday 8 March 2012

16. Danielle Huskisson	(93) Co Sund'land	8:54.17 + 0.74	791						
50m 30.57	100m 1:03.99	150m 1:37.46	200m 2:10.92	250m 2:44.61	300m 3:18.00	350m 3:51.54	400m 4:24.97		
30.57	33.42	33.47	33.46	33.69	33.39	33.54	33.43		
450m 4:58.55	500m 5:32.41	550m 6:06.23	600m 6:40.35	650m 7:14.41	700m 7:48.40	750m 8:21.95	800m 8:54.17		
33.58	33.86	33.82	34.12	34.06	33.99	33.55	32.22		
17. Nakyeong Han	(93) Korea	8:55.12 + 0.79	787						
50m 30.41	100m 1:03.42	150m 1:36.60	200m 2:10.01	250m 2:43.54	300m 3:17.37	350m 3:50.97	400m 4:24.79		
30.41	33.01	33.18	33.41	33.53	33.83	33.60	33.82		
450m 4:58.48	500m 5:32.55	550m 6:06.68	600m 6:41.15	650m 7:14.78	700m 7:49.06	750m 8:22.13	800m 8:55.12		
33.69	34.07	34.13	34.47	33.63	34.28	33.07	32.99		
18. Lucinda Campbell	(96) Windsor	8:56.11 + 0.54	782						
50m 30.15	100m 1:02.64	150m 1:36.06	200m 2:09.69	250m 2:43.43	300m 3:17.18	350m 3:51.10	400m 4:25.13		
30.15	32.49	33.42	33.63	33.74	33.75	33.92	34.03		
450m 4:59.12	500m 5:32.87	550m 6:06.93	600m 6:40.98	650m 7:15.34	700m 7:49.43	750m 8:23.50	800m 8:56.11		
33.99	33.75	34.06	34.05	34.36	34.09	34.07	32.61		
19. Wing Yung Tang	(92) Hong Kong	8:57.95 + 0.66	774						
50m 30.59	100m 1:03.32	150m 1:36.73	200m 2:10.09	250m 2:43.80	300m 3:17.38	350m 3:51.50	400m 4:25.58		
30.59	32.73	33.41	33.36	33.71	33.58	34.12	34.08		
450m 5:00.07	500m 5:34.26	550m 6:08.47	600m 6:42.83	650m 7:17.17	700m 7:51.44	750m 8:25.61	800m 8:57.95		
34.49	34.19	34.21	34.36	34.34	34.27	34.17	32.34		
20. Nuala Murphy	(89) Ireland	8:59.13 + 0.72	769						
50m 30.49	100m 1:03.30	150m 1:36.49	200m 2:10.17	250m 2:43.71	300m 3:17.48	350m 3:51.32	400m 4:25.63		
30.49	32.81	33.19	33.68	33.54	33.77	33.84	34.31		
450m 4:59.51	500m 5:33.84	550m 6:08.11	600m 6:42.37	650m 7:16.56	700m 7:51.14	750m 8:25.47	800m 8:59.13		
33.88	34.33	34.27	34.26	34.19	34.58	34.33	33.66		
21. Rebecca Murray	(97) F.I.R.S.T.	9:00.69 + 0.83	763						
50m 30.47	100m 1:03.57	150m 1:37.25	200m 2:11.28	250m 2:45.53	300m 3:19.87	350m 3:54.11	400m 4:28.67		
30.47	33.10	33.68	34.03	34.25	34.34	34.24	34.56		
450m 5:02.80	500m 5:37.40	550m 6:11.48	600m 6:45.89	650m 7:19.89	700m 7:53.97	750m 8:27.58	800m 9:00.69		
34.13	34.60	34.08	34.41	34.00	34.08	33.61	33.11		
22. Younjong Seo	(88) Korea	9:01.81 + 0.70	758						
50m 30.69	100m 1:03.77	150m 1:37.08	200m 2:10.56	250m 2:44.45	300m 3:18.65	350m 3:52.75	400m 4:27.32		
30.69	33.08	33.31	33.48	33.89	34.20	34.10	34.57		
450m 5:01.62	500m 5:36.29	550m 6:10.67	600m 6:45.28	650m 7:19.46	700m 7:54.07	750m 8:28.55	800m 9:01.81		
34.30	34.67	34.38	34.61	34.18	34.61	34.48	33.26		
23. Francesca Hay	(96) Nova Cent'n	9:02.02 + 0.88	757						
50m 30.95	100m 1:03.92	150m 1:37.16	200m 2:10.97	250m 2:44.68	300m 3:18.86	350m 3:52.80	400m 4:27.15		
30.95	32.97	33.24	33.81	33.71	34.18	33.94	34.35		
450m 5:01.53	500m 5:36.07	550m 6:10.46	600m 6:45.10	650m 7:19.36	700m 7:54.21	750m 8:28.75	800m 9:02.02		
34.38	34.54	34.39	34.64	34.26	34.85	34.54	33.27		
24. Grace Dennis	(96) KingstonHull	9:06.37 + 0.78	739						
50m 30.83	100m 1:04.09	150m 1:38.52	200m 2:12.91	250m 2:47.42	300m 3:22.18	350m 3:57.53	400m 4:32.56		
30.83	33.26	34.43	34.39	34.51	34.76	35.35	35.03		
450m 5:06.55	500m 5:40.86	550m 6:15.78	600m 6:50.33	650m 7:24.65	700m 7:58.92	750m 8:32.85	800m 9:06.37		
33.99	34.31	34.92	34.55	34.32	34.27	33.93	33.52		
25. Georgia Darwent	(98) Newburn	9:09.52 + 0.85	726						
50m 30.79	100m 1:04.82	150m 1:39.39	200m 2:14.43	250m 2:49.14	300m 3:24.19	350m 3:58.86	400m 4:33.50		
30.79	34.03	34.57	35.04	34.71	35.05	34.67	34.64		
450m 5:08.68	500m 5:43.39	550m 6:17.99	600m 6:52.61	650m 7:27.25	700m 8:01.96	750m 8:36.09	800m 9:09.52		
35.18	34.71	34.60	34.62	34.64	34.71	34.13	33.43		
26. Rosie Rudin	(98) Nova Cent'n	9:12.20 + 0.78	716						
50m 30.85	100m 1:04.29	150m 1:38.86	200m 2:13.64	250m 2:48.67	300m 3:23.50	350m 3:58.41	400m 4:33.24		
30.85	33.44	34.57	34.78	35.03	34.83	34.91	34.83		
450m 5:07.87	500m 5:42.73	550m 6:17.65	600m 6:52.78	650m 7:27.85	700m 8:02.95	750m 8:37.77	800m 9:12.20		
34.63	34.86	34.92	35.13	35.07	35.10	34.82	34.43		
27. Chloe Waddell	(97) SwimTrafford	9:13.93 + 0.68	709						
50m 30.98	100m 1:04.25	150m 1:38.56	200m 2:12.83	250m 2:47.73	300m 3:22.17	350m 3:56.84	400m 4:31.60		
30.98	33.27	34.31	34.27	34.90	34.44	34.67	34.76		
450m 5:06.64	500m 5:41.73	550m 6:17.12	600m 6:52.65	650m 7:28.30	700m 8:03.99	750m 8:39.35	800m 9:13.93		
35.04	35.09	35.39	35.53	35.65	35.69	35.36	34.58		
28. Megan Bowen	(97) Dinnaton	9:22.31 + 0.73	678						
50m 29.71	100m 1:02.50	150m 1:37.58	200m 2:13.06	250m 2:48.67	300m 3:24.53	350m 4:00.79	400m 4:36.70		
29.71	32.79	35.08	35.48	35.61	35.86	36.26	35.91		
450m 5:13.06	500m 5:49.03	550m 6:25.02	600m 7:00.90	650m 7:37.05	700m 8:12.83	750m 8:48.06	800m 9:22.31		
36.36	35.97	35.99	35.88	36.15	35.78	35.23	34.25		
29. Emma Burns	(98) Bolton Metro	9:23.67 + 0.82	673						
50m 31.62	100m 1:06.08	150m 1:40.59	200m 2:16.35	250m 2:51.47	300m 3:27.23	350m 4:03.12	400m 4:39.20		
31.62	34.46	34.51	35.76	35.12	35.76	35.89	36.08		
450m 5:14.75	500m 5:51.43	550m 6:27.44	600m 7:03.38	650m 7:38.93	700m 8:14.72	750m 8:49.97	800m 9:23.67		
35.55	36.68	36.01	35.94	35.55	35.79	35.25	33.70		
30. Freya Beck	(98) York City	9:23.77 + 0.90	673						
50m 31.80	100m 1:06.29	150m 1:41.67	200m 2:17.19	250m 2:52.48	300m 3:28.47	350m 4:03.94	400m 4:39.80		
31.80	34.49	35.38	35.52	35.29	35.99	35.47	35.86		
450m 5:15.81	500m 5:51.70	550m 6:27.39	600m 7:03.28	650m 7:39.04	700m 8:14.90	750m 8:50.07	800m 9:23.77		
36.01	35.89	35.69	35.89	35.76	35.86	35.17	33.70		

Principal Partner

Funding Partner

Broadcast Partner

Official Partners

Official Suppliers

Results Day 5 Heats Thursday 8 March 2012

EVENT 39 Mens Open 100m Butterfly

Full Results

Place	Name	YoB	Club	Time	R.T.FINA Pt	50
1.	Milorad Cacic	(84)	Serbia	52.38	+ 0.78 860	24.02
2.	Gyuchoel Chang	(92)	Korea	52.45	+ 0.63 856	24.23
3.	Konrad Czerniak	(89)	Poland	53.00	+ 0.74 830	24.64
4.	Peng Wu	(87)	China	53.06	+ 0.66 827	25.16
5.	Jack Marriott	(90)	Loughboro Un	53.16	+ 0.71 823	24.34
5.	Rafael Munoz	(88)	Spain	53.16	+ 0.69 823	24.63
7.	Simao Morgado	(79)	Portugal	53.20	+ 0.66 821	24.69
8.	Antony James	(89)	Plymouth Lea	53.31	+ 0.67 816	24.77
8.	Lars Froelander	(74)	Sweden	53.31	+ 0.67 816	24.75
10.	Michael Rock	(87)	Stockport Mo	53.37	+ 0.61 813	24.80
11.	Dinko Jukic	(89)	Austria	53.42	+ 0.67 811	25.00
12.	Arthur Mendes Filho	(93)	Brazil	53.51	+ 0.80 807	24.74
13.	Braxton Timm	(92)	Co Sheffield	53.52	+ 0.64 806	24.85
14.	François Heersbrandt	(89)	Belgium	53.57	+ 0.72 804	24.80
15.	Adam Barrett	(92)	Loughboro Un	53.62	+ 0.69 802	24.83
15.	Andrew Mayor	(86)	Scot Non-Res	53.62	+ 0.69 802	25.00
17.	Thomas Laxton	(89)	Loughboro Un	53.65	+ 0.69 800	24.96
18.	Tiago Venancio	(87)	Portugal	53.66	+ 0.68 800	24.62
19.	Simon Sjoedin	(86)	Sweden	53.73	+ 0.68 797	25.20
20.	Karl Botha	(91)	Millfield	53.89	+ 0.63 790	24.92
21.	Liam Tancock	(85)	Loughboro Un	54.03	+ 0.78 783	25.07
21.	Duarte Mourao	(84)	Portugal	54.03	+ 0.66 783	25.38
23.	Velimir Stjepanovic	(93)	Serbia	54.12	+ 0.61 780	25.31
24.	Jong Hun Ham	(92)	Korea	54.14	+ 0.69 779	25.19
25.	Nimrod Shapira Bar-Or	(89)	Israel	54.17	+ 0.70 777	25.47
26.	Ian Hulme	(84)	Windsor	54.21	+ 0.60 776	24.61
27.	James Doolan	(90)	Loughboro Un	54.29	+ 0.70 772	25.16
28.	Yuki Kobori	(93)	Japan	54.31	+ 0.70 771	25.53
29.	Mario Todorovic	(88)	Croatia	54.50	+ 0.66 763	25.21
30.	Iain Macmillan	(86)	Stockport Mo	54.51	+ 0.69 763	25.52
31.	Martin Spitzer	(85)	Austria	54.61	+ 0.73 759	24.93
32.	Grant Halsall	(93)	Plymouth Lea	54.77	+ 0.68 752	25.45
33.	Sam Horrocks	(94)	Co Manch Aq	54.78	+ 0.65 752	25.51
34.	Jan Seif	(90)	Czech Rep	54.82	+ 0.71 750	25.52
35.	S Van De Schootbrugge	(93)	Nova Cent'n	54.86	+ 0.67 748	25.40
36.	Cameron Brodie	(92)	Kelly Coll	54.99	+ 0.72 743	25.87
37.	Adam Mallett	(89)	Swansea Perf	55.22	+ 0.72 734	26.04
38.	Harry Needs	(92)	Nova Cent'n	55.27	+ 0.69 732	25.32
39.	Ian Powell	(85)	Stockport Mo	55.29	+ 0.67 731	25.69
40.	Mark Szaranek	(95)	Carnegie	55.30	+ 0.64 731	25.78
41.	Jamie Thorpe	(92)	Co Leicester	55.43	+ 0.69 726	25.64
42.	Dominik Straga	(88)	Croatia	55.55	+ 0.75 721	25.73
43.	James Guy	(95)	Millfield	55.60	+ 0.63 719	26.15
43.	Joseph French	(93)	Loughboro Un	55.60	+ 0.69 719	25.74
45.	Diego Prado	(90)	Brazil	55.78	+ 0.67 712	26.09
46.	Michael Gunning	(94)	Beckenham	55.97	+ 0.72 705	25.93
47.	Daniel Johnson	(94)	Middlesboro	56.20	+ 0.69 696	26.26
48.	Beomho Park	(88)	Korea	56.23	+ 0.64 695	25.13
49.	Kevin Doak	(81)	USA	56.30	+ 0.67 692	25.64
50.	Patrick Simpkins	(87)	USA	56.34	+ 0.70 691	25.99
51.	Eamon Rivers	(92)	Bath Univ	56.56	+ 0.69 683	25.60
52.	Luke Buxton	(95)	RichmondDale	56.69	+ 0.77 678	27.38
53.	Cameron Austin	(95)	Preston	56.70	+ 0.60 678	26.88
54.	Sean Campsie	(94)	Edinburgh Un	56.75	+ 0.68 676	26.32
55.	Daniel Jones	(93)	Plymouth Lea	56.77	+ 0.67 675	26.18
56.	James Stanhope	(94)	Teddington	56.79	+ 0.62 675	26.05
57.	Adam Fawl	(94)	Blackpool Aq	56.81	+ 0.72 674	26.44
58.	Oliver Keegan	(94)	Barnet Copt	57.38	+ 0.87 654	26.94
59.	Jack Scott	(94)	Co Liverpool	57.45	+ 0.68 652	26.91
60.	Oliver Leonard	(95)	Windsor	58.02	+ 0.75 633	26.64
61.	John Slater	(96)	Basingstoke	58.29	+ 0.73 624	27.38
62.	Jordan Hughes	(96)	N Ayrshire	59.02	+ 0.64 601	27.98
63.	Daniel Liu	(96)	Millfield	59.19	+ 0.65 596	27.68

Principal Partner

Funding Partner

Broadcast Partner

Official Partners

Official Suppliers

BRITISH
Swimming

British Gas

uk sport
LOTTERY FUNDED

BBC SPORT

Kellogg's speedo

BRITISH AIRWAYS

DAKTRONICS

Myrtha
Pools

lumie
helping you to shine

Malmsten

BRITISH GAS SWIMMING CHAMPIONSHIPS 2012 (SELECTION TRIALS)

LONDON AQUATICS CENTRE
3RD – 10TH MARCH 2012

Results Day 5 Heats Thursday 8 March 2012

EVENT 40 Womens Open 200m Backstroke

Full Results

Place	Name	YoB	Club	Time	R.T.FINA Pt	50	100	150
1.	Jenny Mensing	(86)	Germany	2:10.53	+ 0.72 874	31.29	1:04.62	1:38.12
2.	Elizabeth Simmonds	(91)	Loughboro Un	2:11.13	+ 0.67 862	29.82	1:02.62	1:36.01
3.	Stephanie Proud	(88)	Chester Le S	2:11.16	+ 0.62 861	31.22	1:04.18	1:37.49
4.	Melanie Nocher	(88)	Ireland	2:11.83	+ 0.64 848	30.77	1:03.67	1:37.69
5.	Ekaterina Avramova	(91)	Ealing	2:12.12	+ 0.65 843	31.40	1:04.81	1:38.96
6.	Simona Baumrtova	(91)	Czech Rep	2:12.20	+ 0.56 841	31.39	1:04.79	1:38.34
7.	Karley Mann	(94)	Hillingdon	2:12.42	+ 0.59 837	31.11	1:04.11	1:38.33
8.	Sayaka Akase	(94)	Japan	2:12.55	+ 0.71 834	31.62	1:04.82	1:38.75
9.	Karin Prinsloo	(89)	South Africa	2:12.56	+ 0.70 834	31.04	1:05.22	1:39.70
10.	Georgia Hohmann	(94)	Nova Cent'n	2:12.89	+ 0.66 828	31.18	1:04.62	1:39.00
11.	Gemma Spofforth	(87)	Portsmouth N	2:13.05	+ 0.72 825	31.40	1:05.87	1:39.34
12.	Katy Sexton	(82)	Street	2:14.49	+ 0.73 799	31.05	1:05.08	1:39.76
12.	Georgia Davies	(90)	Swansea Perf	2:14.49	+ 0.64 799	30.92	1:04.46	1:39.25
14.	Jessica Fullalove	(96)	Co Manch Aq	2:14.57	+ 0.63 797	31.09	1:05.40	1:40.43
15.	Rachel Lefley	(90)	Loughboro Un	2:14.77	+ 0.65 794	31.23	1:04.77	1:39.50
16.	Kathryn Willis	(92)	Loughboro Un	2:15.21	+ 0.73 786	31.54	1:05.15	1:40.12
17.	Rachel Williams	(93)	Bath Univ	2:15.61	+ 0.59 779	31.65	1:05.64	1:40.80
18.	Lauren Quigley	(95)	Co Manch Aq	2:16.00	+ 0.65 772	31.60	1:06.11	1:41.45
19.	Sophie Pyatt	(95)	Stockport Mo	2:16.34	+ 0.71 767	32.79	1:07.30	1:42.37
20.	Natasha Hofton	(95)	Nova Cent'n	2:16.40	+ 0.66 766	31.32	1:05.40	1:40.46
21.	Lucy Hope	(97)	Kelso	2:16.80	+ 0.63 759	31.45	1:05.43	1:41.20
22.	Isabella Hindley	(96)	Chelsea&West	2:17.00	+ 0.56 756	31.57	1:05.79	1:41.46
23.	Jasmijn Verhaegen	(93)	Belgium	2:17.04	+ 0.68 755	31.76	1:06.07	1:41.43
24.	Fiona Donnelly	(95)	Nova Cent'n	2:17.20	+ 0.64 752	31.88	1:06.46	1:41.67
25.	Lucy McKenzie	(97)	Cockermouth	2:17.67	+ 0.66 745	32.02	1:06.56	1:42.40
26.	Phoebe Lenderyou	(95)	Co Newcastle	2:17.69	+ 0.67 744	31.51	1:06.11	1:41.80
27.	Chan Mi Ham	(94)	Korea	2:17.88	+ 0.72 741	31.83	1:06.52	1:42.37
28.	Danielle Stirrat	(93)	Co Cardiff	2:18.33	+ 0.66 734	32.73	1:07.51	1:43.21
29.	Kimberly Buys	(89)	Belgium	2:18.59	+ 0.61 730	31.77	1:06.78	1:42.07
30.	Jihyun Kim	(94)	Korea	2:18.70	+ 0.56 728	31.85	1:06.69	1:43.12
31.	Hannah Meek	(96)	Nova Cent'n	2:19.04	+ 0.69 723	32.98	1:07.72	1:43.19
32.	Charlotte McKenzie	(96)	F.I.R.S.T.	2:19.17	+ 0.57 721	31.74	1:06.27	1:42.44
33.	Daniella Whiting	(97)	Aquae Sulis	2:19.29	+ 0.54 719	31.83	1:06.95	1:43.24
34.	Chloe Hannam	(96)	South Lincs	2:19.33	+ 0.63 718	32.63	1:07.25	1:42.65
34.	Shauntelle Austin	(97)	Preston	2:19.33	+ 0.70 718	31.86	1:06.83	1:43.11
36.	Elisha McCrory	(97)	Derwentside	2:19.42	+ 0.73 717	32.45	1:07.56	1:44.34
37.	Chelsea Lawson	(96)	Carnegie	2:19.53	+ 0.63 715	31.46	1:05.85	1:42.57
38.	Lucinda Campbell	(96)	Windsor	2:19.66	+ 0.59 713	33.29	1:08.34	1:44.37
39.	Rebecca Cole	(94)	Royal Wolv	2:20.06	+ 0.67 707	31.97	1:06.63	1:42.87
40.	Kirsty Simpson	(96)	Dun City Aqu	2:20.38	+ 0.78 702	32.30	1:07.41	1:43.56
41.	Flora Hanson	(94)	Hatfield	2:20.60	+ 0.74 699	33.38	1:08.43	1:44.72
42.	Lucy Walton	(97)	Co Sund'land	2:20.67	+ 0.72 698	32.55	1:07.84	1:44.63
43.	Eleanor Dolan	(95)	Amersham	2:20.73	+ 0.66 697	32.85	1:08.03	1:44.58
44.	Rosie Rudin	(98)	Nova Cent'n	2:20.83	+ 0.64 696	33.51	1:08.96	1:45.46
45.	Brittany Horton	(98)	Stourbridge	2:21.14	+ 0.66 691	32.54	1:08.31	1:45.17
46.	Rebecca Jones	(97)	Co Derby	2:21.43	+ 0.59 687	32.36	1:08.01	1:44.82
47.	Jaeger Turner	(96)	Co Salford	2:21.55	+ 0.65 685	31.37	1:06.11	1:43.64
48.	Eleanor Baldwin	(99)	Co Derby	2:21.80	+ 0.66 681	32.81	1:08.37	1:44.85
49.	Rachel Byrne	(93)	Loughboro Un	2:22.98	+ 0.67 665	32.56	1:08.13	1:45.81
50.	Sarah Rolko	(94)	Luxembourg	2:23.34	+ 0.68 660	32.94	1:09.16	1:47.26
51.	Holly Shepherd	(98)	Royal Wolv	2:23.38	+ 0.68 659	33.11	1:09.21	1:46.46
52.	Rebecca Clark	(98)	Cockermouth	2:23.63	+ 0.58 656	32.90	1:09.06	1:46.62
53.	Isobel Thwaite	(98)	Co Chester	2:23.69	+ 0.62 655	33.66	1:09.57	1:46.97
54.	Lucy Davis	(96)	Preston	2:23.94	+ 0.58 651	32.69	1:08.63	1:46.09
55.	Jennifer King	(98)	N Ayrshire	2:24.26	+ 0.64 647	33.86	1:10.46	1:48.06
56.	Freya Beck	(98)	York City	2:24.55	+ 0.73 643	33.45	1:10.13	1:47.65
57.	Georgia Ardren	(98)	TauntonDeane	2:25.56	+ 0.60 630	33.48	1:09.78	1:48.08
58.	Abigail Humphreys	(98)	Co Coventry	2:26.19	+ 0.76 622	34.27	1:10.28	1:48.36
59.	Emma Day	(97)	Guildford Ct	2:26.90	+ 0.63 613	32.75	1:08.79	1:46.18
60.	Kiani Campbell-Grady	(99)	Co Leeds	2:28.32	+ 0.71 595	33.07	1:10.11	1:49.03

Principal Partner

Funding Partner

Broadcast Partner

Official Partners

Official Suppliers

BRITISH
Swimming

British Gas

uk sport
LOTTERY FUNDED

BBC SPORT

Kellogg's speedo

BRITISH AIRWAYS

DAKTRONICS

Myrtha
Pools

lumie
helping you to shine

Malmsten

Results Day 5 Heats Thursday 8 March 2012

EVENT 41 Mens MC 200m IM

Multi-Disability by British Disability Points

Place	Name	YoB	Club	Cat.	Time	R.T.	BDPoints	50	100	150
1.	Sascha Kindred	(77)	Leominster	6	2:44.51	+ 0.83	958	33.89	1:18.35	2:04.85
2.	James Crisp	(82)	Co Sheffield	9	2:24.17	+ 0.78	796	30.25	1:05.75	1:49.55
3.	Robert Welbourn	(87)	Swansea Perf	10	2:22.44	+ 0.81	783	29.94	1:08.12	1:50.96
4.	Jack Bridge	(94)	Preston	10	2:22.80	+ 0.68	777	30.19	1:08.06	1:49.66
5.	Sam Hynd	(91)	Swansea Perf	8	2:33.93	+ 0.74	767	34.78	1:16.66	1:58.64
6.	Josef Craig	(97)	South Tyne	7	2:52.45	+ 0.71	739	36.64	1:19.91	2:16.40
7.	Matthew Whorwood	(89)	Swansea Perf	6	3:00.10	+ 0.65	730	40.84	1:29.99	2:21.22
8.	Thomas Young	(91)	Co Manch Aq	8	2:36.55	+ 0.74	729	32.86	1:12.98	2:03.01
9.	James Hollis	(94)	Epping For't	10	2:26.49	+ 0.73	720	29.05	1:06.52	1:52.62
10.	Sam Bradley	(93)	Team Luton	7	2:57.19	+ 0.97	681	38.46	1:24.31	2:19.10
11.	Ryan Crouch	(94)	teamipswich	10	2:30.06	+ 0.78	670	32.05	1:09.42	1:55.91
12.	Kahoru Harazawa	(97)	Wandsworth	10	2:30.77	+ 0.75	660	30.79	1:11.99	1:54.96
13.	Oscar Livesey	(97)	Greenwich	10	2:33.81	+ 0.76	622	31.35	1:14.49	1:56.74
14.	Rafael Bagott	(97)	Newburn	13	2:34.75	+ 0.90	618	29.80	1:13.72	1:59.25
15.	Matthew Wylie	(96)	Co Sund'land	9	2:41.22	+ 0.79	569	35.80	1:15.76	2:07.17
16.	W Holland-Leavens	(90)	Co Salford	6	3:21.45	+ 0.97	522	41.56	1:37.86	2:34.15
17.	Alexander Goodman	(91)	Portsmouth N	7	3:14.94	+ 0.84	512	39.86	1:33.39	2:34.43
18.	Andrew Gould	(95)	Sheffield C	10	2:44.38	+ 0.98	510	33.37	1:13.05	2:07.58
19.	Michael Jones	(94)	Kelly Coll	8	3:02.20	+ 1.04	463	40.46	1:24.77	2:23.19
	James Pout	(96)	Co Liverpool	8	DQ T-2L					

EVENT 42 Womens MC 200m IM

Multi-Disability by British Disability Points

Place	Name	YoB	Club	Cat.	Time	R.T.	BDPoints	50	100	150
1.	Eleanor Simmonds	(94)	Swansea Perf	6	3:13.49	+ 0.69	936	43.65	1:34.84	2:31.51
2.	Natalie Jones	(84)	Colchester P	6	3:14.74	+ 0.93	918	42.36	1:30.98	2:30.67
3.	Rhiannon Henry	(87)	Co Manch Aq	13	2:35.67	+ 0.76	862	31.20	1:11.56	1:59.40
4.	Louise Watkin	(92)	Co Salford	9	2:37.53	+ 0.70	826	36.23	1:15.58	2:02.32
5.	Harriet Lee	(91)	Co Peterboro	10	2:40.36	+ 0.70	821	35.19	1:16.91	2:01.63
6.	Eleni Papadopoulos	(92)	Co Manch Aq	10	2:40.49	+ 0.74	819	33.98	1:14.73	2:03.16
7.	Gemma Almond	(93)	Swansea Perf	10	2:40.93	+ 0.86	812	34.69	1:17.50	2:04.45
8.	Claire Cashmore	(88)	Co Leeds	9	2:38.77	+ 0.65	807	34.39	1:15.61	2:00.45
9.	Ellen Keane	(95)	Kelly Coll	9	2:43.29	+ 0.83	742	35.01	1:16.75	2:03.17
10.	Heather Frederiksen	(85)	Co Salford	8	2:55.09	+ 0.88	739	38.03	1:20.46	2:17.44
10.	Tully Kearney	(97)	Royal Wolv	10	2:46.08	+ 0.75	739	36.44	1:21.51	2:09.38
12.	Amy Marren	(98)	Romford Town	9	2:43.63	+ 0.85	737	35.50	1:15.28	2:05.79
13.	Lauren Steadman	(92)	Portsmouth N	9	2:43.83	+ 0.71	735	35.86	1:17.07	2:06.78
14.	Elizabeth Johnson	(85)	Bath Univ	6	3:29.96	+ 0.88	732	44.60	1:40.98	2:36.11
15.	Kate Grey	(89)	Bath Univ	9	2:44.09	+ 0.72	731	34.94	1:17.01	2:04.48
16.	Emma Cattle	(88)	Team Luton	10	2:48.08	+ 0.93	713	35.48	1:15.57	2:11.10
17.	Emma Hollis	(92)	Loughboro Un	9	3:02.87	+ 0.74	649	39.51	1:26.77	2:22.29
18.	Lauren Smith	(93)	Hatfield	9	2:53.94	+ 0.77	614	38.18	1:22.16	2:14.45
19.	Chloe Buck	(97)	Team Jorvik	9	2:55.49	+ 0.91	598	37.71	1:27.01	2:15.64
20.	Charlotte Henshaw	(87)	Nova Cent'n	8	3:08.02	+ 0.80	597	39.92	1:29.43	2:23.89
21.	Jan Langton	(86)	Kelly Coll	6	3:45.27	+ 1.09	593	48.91	1:44.30	2:54.46
22.	Claire Warne	(93)	Team Luton	6	3:55.87	+ 0.57	516	53.75	1:47.46	3:01.19
23.	Jo-Jo Cranfield	(93)	Loughboro Un	9	3:12.05	+ 0.84	456	42.43	1:32.64	2:27.97
24.	Leonie Buck	(95)	Greenw Bo Ma	9	3:12.72	+ 0.76	451	41.17	1:31.57	2:29.54
25.	Megan Richter	(00)	Orion	9	3:26.28	+ 0.74	368	44.81	1:34.79	2:40.95

Results Day 5 Finals Thursday 8 March 2012

EVENT 237 SEMI FINAL OF EVENT 37 Mens Open 50m Freestyle

Full Results

Place	Name	YoB	Club	Time	R.T.FINA Pt
1.	Craig Gibbons	(85)	Maxwell	22.41	+ 0.69 812
2.	Adam Brown	(89)	Hatfield	22.42	+ 0.76 811
3.	Simon Burnett	(83)	Windsor	22.68	+ 0.62 783
4.	Kane Hagggett	(92)	Derventio	22.75	+ 0.64 776
5.	James Disney-May	(92)	Millfield	22.80	+ 0.65 771
6.	Owen Morgan	(84)	Woking	22.81	+ 0.63 770
7.	Robert Iddiols	(89)	Windsor	22.87	+ 0.59 764
8.	Alex Garnett	(90)	Loughboro Un	22.91	+ 0.69 760
8.	Zachary Hayden	(87)	USA	22.91	+ 0.60 760
10.	Matthew Tutty	(84)	Bolton Metro	22.92	+ 0.76 759
10.	Richard Schafers	(91)	Edinburgh Un	22.92	+ 0.63 759
12.	Grant Turner	(89)	Loughboro Un	22.95	+ 0.67 756
12.	Andrew Bushell	(88)	Loughboro Un	22.95	+ 0.65 756
14.	Jamie Thorpe	(92)	Co Leicester	22.99	+ 0.64 752
15.	Jason Lawson	(88)	Stockport Mo	23.17	+ 0.68 734
16.	Oliver Wilson	(92)	Otter	23.26	+ 0.67 726

EVENT 237 SEMI FINAL OF EVENT 37 Mens Open 50m Freestyle - Swim-Off

Full Results

Place	Name	YoB	Club	Time	R.T.FINA Pt
1.	Zachary Hayden	(87)	USA	22.78	+ 0.85 773
2.	Alex Garnett	(90)	Loughboro Un	23.04	+ 0.74 747

EVENT 131 FINAL OF EVENT 231 Womens Open 200m Breaststroke

FINA A Time 2:26.89 - World Top 16 Time 2:25.99

Full Results

Place	Name	YoB	Club	Time	R.T.FINA Pt	50	100	150
1.	Stacey Tadd	(89)	Bath Univ	2:26.63	+ 0.81 872	33.28	1:10.66	1:48.40
2.	Molly Renshaw	(96)	Derventio	2:26.81	+ 0.72 869	34.39	1:11.75	1:49.50
3.	Hannah Miley	(89)	Garioch	2:28.46	+ 0.74 840	33.89	1:11.43	1:49.66
4.	Kerry Buchan	(87)	Edinburgh Un	2:31.42	+ 0.84 792	33.67	1:11.85	1:50.94
5.	Carmella Kitching	(94)	Ortus Lon	2:31.55	+ 0.74 790	34.82	1:13.62	1:52.09
6.	Chloe Bean	(95)	Guildford Ct	2:33.07	+ 0.71 767	34.89	1:14.27	1:53.24
7.	Emma Bird	(91)	Edinburgh Un	2:33.80	+ 0.73 756	34.58	1:13.84	1:53.65
8.	Siobhan-Marie O'Connor	(95)	Bath Univ	2:33.84	+ 0.75 755	33.90	1:12.39	1:52.21

EVENT 130 FINAL OF EVENT 230 Mens Open 200m Backstroke

FINA A Time 1:58.48 - World Top 16 Time 1:58.18

Full Results

Place	Name	YoB	Club	Time	R.T.FINA Pt	50	100	150
1.	Calum Jarvis	(92)	Bath Univ	1:59.48	+ 0.58 821	28.22	58.21	1:28.78
2.	Marco Loughran	(89)	Guildford Ct	1:59.79	+ 0.58 815	27.37	57.87	1:28.86
3.	Chris Walker-Hebborn	(90)	Ellesmere Co	1:59.80	+ 0.60 815	27.35	57.31	1:28.10
4.	Craig McNally	(92)	Warrender Ba	1:59.91	+ 0.64 813	28.64	58.98	1:30.11
5.	Joseph Patching	(94)	Plymouth Lea	2:01.21	+ 0.62 787	28.16	58.60	1:30.30
6.	Charlie Boldison	(92)	Barnet Copt	2:01.22	+ 0.57 787	28.28	58.55	1:29.59
7.	Jonathan Carlisle	(92)	Co Sund'land	2:01.54	+ 0.64 780	28.11	58.38	1:29.78
8.	Nathan Theodoris	(95)	Swim Swansea	2:02.66	+ 0.58 759	28.55	59.54	1:31.07

EVENT 240 SEMI FINAL OF EVENT 40 Womens Open 200m Backstroke

Full Results

Place	Name	YoB	Club	Time	R.T.FINA Pt	50	100	150
1.	Karley Mann	(94)	Hillingdon	2:10.30	+ 0.63 878	30.97	1:03.96	1:37.21
2.	Stephanie Proud	(88)	Chester Le S	2:10.87	+ 0.64 867	31.60	1:04.50	1:37.49
3.	Elizabeth Simmonds	(91)	Loughboro Un	2:11.08	+ 0.64 863	30.07	1:02.96	1:36.81
4.	Georgia Hohmann	(94)	Nova Cent'n	2:11.69	+ 0.64 851	31.02	1:04.18	1:38.08
5.	Gemma Spofforth	(87)	Portsmouth N	2:11.89	+ 0.71 847	31.35	1:05.13	1:38.70
6.	Georgia Davies	(90)	Swansea Perf	2:12.79	+ 0.66 830	31.01	1:04.56	1:38.94
7.	Lauren Quigley	(95)	Co Manch Aq	2:13.33	+ 0.64 820	30.82	1:04.21	1:39.08
8.	Katy Sexton	(82)	Street	2:13.50	+ 0.71 817	31.18	1:05.04	1:39.90
9.	Jessica Fullalove	(96)	Co Manch Aq	2:14.41	+ 0.62 800	31.03	1:04.88	1:39.69
10.	Rachel Williams	(93)	Bath Univ	2:15.26	+ 0.64 785	31.76	1:05.72	1:40.51
11.	Natasha Hofton	(95)	Nova Cent'n	2:15.47	+ 0.68 782	31.42	1:05.98	1:40.61
12.	Sophie Pyatt	(95)	Stockport Mo	2:16.02	+ 0.73 772	32.18	1:06.49	1:41.33
13.	Isabella Hindley	(96)	Chelsea&West	2:16.76	+ 0.60 760	31.82	1:06.38	1:41.88
14.	Kathryn Willis	(92)	Loughboro Un	2:16.98	+ 0.78 756	31.60	1:05.96	1:41.65
15.	Lucy Hope	(97)	Kelso	2:17.51	+ 0.61 747	31.63	1:05.91	1:41.61
16.	Fiona Donnelly	(95)	Nova Cent'n	2:17.84	+ 0.65 742	31.77	1:06.34	1:42.07

Results Day 5 Finals Thursday 8 March 2012

EVENT 132 FINAL OF EVENT 232 Mens Open 200m IM

FINA A Time 2:00.17 - World Top 16 Time 1:59.42

Full Results

Place	Name	YoB	Club	Time	R.T.FINA Pt	50	100	150
1.	Joseph Roebuck	(85)	Loughboro Un	1:58.16	+ 0.73 900	25.02	55.43	1:29.50
2.	James Goddard	(83)	Stockport Mo	1:58.42	+ 0.64 894	25.33	54.15	1:28.72
3.	Ieuan Lloyd	(93)	Co Cardiff	1:59.97	+ 0.69 860	25.40	56.19	1:31.60
4.	Roberto Pavoni	(91)	Loughboro Un	2:00.19	+ 0.65 855	26.06	56.55	1:31.31
5.	Lewis Coleman	(92)	Co Sheffield	2:01.85	+ 0.75 821	26.10	57.29	1:32.00
6.	Daniel Wallace	(93)	Warrender Ba	2:02.51	+ 0.70 807	25.85	56.77	1:32.79
7.	Adam Harrington	(91)	Loughboro Un	2:02.60	+ 0.70 806	26.11	56.77	1:32.61
8.	Thomas Greenfield	(89)	Co Cardiff	2:02.65	+ 0.69 805	26.13	58.09	1:34.39

EVENT 129 FINAL OF EVENT 229 Womens Open 100m Freestyle

FINA A Time 54.57 - World Top 16 Time 54.46

Full Results

Place	Name	YoB	Club	Time	R.T.FINA Pt	50
1.	Francesca Halsall	(90)	Loughboro Un	53.57	+ 0.71 918	25.52
2.	Amy Smith	(87)	Loughboro Un	54.01	+ 0.61 896	25.91
3.	Rebecca Turner	(92)	Co Sheffield	54.83	+ 0.60 856	26.59
4.	Jessica Lloyd	(95)	Co Manch Aq	55.28	+ 0.72 835	26.72
5.	Caitlin McClatchey	(85)	Loughboro Un	55.52	+ 0.71 824	26.89
6.	Jessica Sylvester	(87)	Nova Cent'n	55.82	+ 0.70 811	26.85
7.	Amelia Maughan	(96)	Bath Univ	56.02	+ 0.71 803	26.86
8.	Emma Wilkins	(91)	Loughboro Un	56.04	+ 0.73 802	26.54

EVENT 239 SEMI FINAL OF EVENT 39 Mens Open 100m Butterfly

Full Results

Place	Name	YoB	Club	Time	R.T.FINA Pt	50
1.	Antony James	(89)	Plymouth Lea	52.79	+ 0.65 840	24.65
2.	Braxton Timm	(92)	Co Sheffield	53.15	+ 0.58 823	24.65
3.	Michael Rock	(87)	Stockport Mo	53.23	+ 0.62 819	24.92
4.	Adam Barrett	(92)	Loughboro Un	53.30	+ 0.73 816	24.46
5.	James Doolan	(90)	Loughboro Un	53.58	+ 0.67 803	24.95
6.	Andrew Mayor	(86)	Scot Non-Res	53.69	+ 0.69 798	24.92
7.	Karl Botha	(91)	Millfield	53.75	+ 0.63 796	25.13
8.	Jack Marriott	(90)	Loughboro Un	53.76	+ 0.72 795	24.42
9.	Ian Hulme	(84)	Windsor	53.78	+ 0.58 794	24.74
10.	Thomas Laxton	(89)	Loughboro Un	53.87	+ 0.65 790	24.92
11.	Liam Tancock	(85)	Loughboro Un	53.91	+ 0.79 789	25.13
12.	Iain Macmillan	(86)	Stockport Mo	54.38	+ 0.68 768	25.37
13.	Grant Halsall	(93)	Plymouth Lea	54.42	+ 0.76 767	25.09
14.	Cameron Brodie	(92)	Kelly Coll	54.58	+ 0.66 760	25.60
15.	S Van De Schootbrugge	(93)	Nova Cent'n	54.71	+ 0.66 755	25.48
16.	Sam Horrocks	(94)	Co Manch Aq	55.12	+ 0.66 738	25.41

EVENT 142 FINAL OF EVENT 42 Womens MC 200m IM

Multi-Disability by British Disability Points

Place	Name	YoB	Club	Cat.	Time	R.T.BDPoints	50	100	150
1.	Eleanor Simmonds	(94)	Swansea Perf	6	3:08.14	+ 0.71 1018	42.98	1:32.28	2:27.44
2.	Natalie Jones	(84)	Colchester P	6	3:15.57	+ 0.70 906	42.82	1:31.57	2:31.89
3.	Rhiannon Henry	(87)	Co Manch Aq	13	2:33.64	+ 0.76 897	31.06	1:09.80	1:58.27
4.	Gemma Almond	(93)	Swansea Perf	10	2:37.90	+ 0.86 860	33.72	1:16.04	2:02.68
5.	Louise Watkin	(92)	Co Salford	9	2:36.30	+ 0.69 846	35.80	1:14.87	2:00.44
6.	Claire Cashmore	(88)	Co Leeds	9	2:38.23	+ 0.63 815	34.23	1:15.61	2:00.65
7.	Eleni Papadopoulos	(92)	Co Manch Aq	10	2:40.82	+ 0.72 814	33.67	1:14.34	2:03.90
8.	Tully Kearney	(97)	Royal Wolv	10	2:48.35	+ 0.74 709	37.13	1:21.58	2:10.53

EVENT 141 FINAL OF EVENT 41 Mens MC 200m IM

Multi-Disability by British Disability Points

Place	Name	YoB	Club	Cat.	Time	R.T.BDPoints	50	100	150
1.	Sascha Kindred	(77)	Leominster	6	2:48.44	+ 0.80 893	33.47	1:17.92	2:05.23
2.	James Crisp	(82)	Co Sheffield	9	2:20.70	+ 0.79 856	29.74	1:04.27	1:46.81
3.	Robert Welbourn	(87)	Swansea Perf	10	2:19.53	+ 0.80 833	29.79	1:06.32	1:48.61
4.	Sam Hynd	(91)	Swansea Perf	8	2:32.15	+ 0.79 795	34.74	1:16.33	1:57.76
5.	Thomas Young	(91)	Co Manch Aq	8	2:33.49	+ 0.85 774	32.36	1:10.47	2:00.30
6.	Jack Bridge	(94)	Preston	10	2:23.23	+ 0.68 770	29.51	1:06.93	1:48.62
7.	Josef Craig	(97)	South Tyne	7	2:50.59	+ 0.74 764	35.54	1:18.86	2:15.08
8.	Matthew Whorwood	(89)	Swansea Perf	6	2:58.11	+ 0.66 755	39.64	1:28.49	2:19.59

EVENT 143 FINAL OF EVENT 43 Mens MC 150m IM

Multi-Disability by British Disability Points

Place	Name	YoB	Club	Cat.	Time	R.T.BDPoints	50	100
1.	Lyndon Longhorne	(95)	Wear Valley	4	3:02.36	+ 0.47	56.50	2:07.49



Results Day 5 Finals Thursday 8 March 2012

EVENT 137 FINAL OF EVENT 37 Mens Guest 50m Freestyle

Full Results

Place	Name	YoB	Club	Time	R.T.FINA Pt
1.	Stefan Nystrand	(81)	Sweden	22.39	+ 0.62 814
2.	Petter Stymne	(83)	Sweden	22.74	+ 0.70 777
3.	Marco Di Carli	(85)	Germany	22.78	+ 0.68 773
4.	Steffen Deibler	(87)	Germany	22.79	+ 0.64 772
5.	Roy-Allan Burch	(85)	Bermuda	22.98	+ 0.62 753
6.	Pieter Timmers	(88)	Belgium	23.03	+ 0.76 748
6.	Dieter Dekoninck	(91)	Belgium	23.03	+ 0.63 748
8.	Andre Pereira	(93)	Brazil	23.47	+ 0.70 707

EVENT 140 FINAL OF EVENT 40 Womens Guest 200m Backstroke

Full Results

Place	Name	YoB	Club	Time	R.T.FINA Pt	50	100	150
1.	Karin Prinsloo	(89)	South Africa	2:10.34	+ 0.69 878	30.48	1:03.25	1:36.98
2.	Ekaterina Avramova	(91)	Ealing	2:10.43	+ 0.67 876	31.58	1:04.89	1:38.36
3.	Simona Baumrtova	(91)	Czech Rep	2:11.88	+ 0.58 847	31.34	1:04.56	1:38.30
4.	Sayaka Akase	(94)	Japan	2:11.98	+ 0.71 845	31.22	1:04.24	1:38.18
5.	Melanie Nocher	(88)	Ireland	2:12.74	+ 0.66 831	31.26	1:04.58	1:38.82
6.	Kimberly Buys	(89)	Belgium	2:14.57	+ 0.60 797	31.13	1:04.84	1:39.12
7.	Jasmijn Verhaegen	(93)	Belgium	2:16.24	+ 0.71 768	31.74	1:05.71	1:40.73
8.	Chan Mi Ham	(94)	Korea	2:18.48	+ 0.71 732	32.30	1:07.14	1:43.04

EVENT 139 FINAL OF EVENT 39 Mens Guest 100m Butterfly

Full Results

Place	Name	YoB	Club	Time	R.T.FINA Pt	50
1.	Konrad Czerniak	(89)	Poland	52.07	+ 0.77 875	24.28
2.	Milorad Cavic	(84)	Serbia	52.21	+ 0.73 868	24.04
3.	Dinko Jukic	(89)	Austria	52.73	+ 0.61 843	24.71
4.	Gyuchoel Chang	(92)	Korea	52.90	+ 0.65 835	24.35
5.	Lars Froelander	(74)	Sweden	53.07	+ 0.67 827	24.73
6.	Peng Wu	(87)	China	53.13	+ 0.67 824	25.29
7.	Simao Morgado	(79)	Portugal	53.25	+ 0.64 818	24.63
8.	Rafael Munoz	(88)	Spain	53.40	+ 0.63 812	24.89

Results Day 7 Heats Friday 9 March 2012

EVENT 44 Womens Open 50m Freestyle

Full Results

Place	Name	YoB	Club	Time	R.T.FINA	Pt
1.	Marleen Veldhuis	(79)	Netherlands	24.90	+ 0.74	865
2.	Francesca Halsall	(90)	Loughboro Un	24.95	+ 0.71	860
3.	Hinkelien Schreuder	(84)	Netherlands	25.17	+ 0.70	837
4.	Amy Smith	(87)	Loughboro Un	25.37	+ 0.66	818
5.	Hannah Wilson	(89)	Hong Kong	25.67	+ 0.64	789
6.	Jolien Sysmans	(92)	Belgium	25.70	+ 0.70	787
7.	Alessandra Marchioro	(93)	Brazil	25.78	+ 0.75	779
8.	Yue Li	(95)	China	25.99	+ 0.69	761
8.	Claire Vilshed	(80)	Sweden	25.99	+ 0.66	761
10.	Emma Wilkins	(91)	Loughboro Un	26.01	+ 0.71	759
11.	Sophie Smith	(94)	Co Leicester	26.02	+ 0.67	758
12.	Fan Guo	(90)	China	26.05	+ 0.71	755
13.	Ruta Meilutyte	(97)	Plymouth Lea	26.08	+ 0.61	753
14.	Amanda Lim	(93)	Singapore	26.14	+ 0.66	748
15.	Hannah Keen	(86)	Hastings	26.21	+ 0.71	742
16.	Rebecca Turner	(92)	Co Sheffield	26.22	+ 0.60	741
17.	Georgina Heyn	(84)	Ealing	26.25	+ 0.74	738
18.	Jae Young Lee	(91)	Korea	26.29	+ 0.68	735
19.	Rebecca Guy	(92)	Co Manch Aq	26.33	+ 0.74	732
20.	Xinyi Liu	(93)	China	26.36	+ 0.59	729
21.	Mai Alland	(93)	Crawley	26.47	+ 0.68	720
22.	Annelies De Mare	(90)	Belgium	26.48	+ 0.70	719
23.	Jessica Sylvester	(87)	Nova Cent'n	26.50	+ 0.72	718
24.	Amelia Maughan	(96)	Bath Univ	26.51	+ 0.66	717
25.	Hannah McCarthy	(93)	Cheltenham	26.54	+ 0.67	714
26.	Jessica Lloyd	(95)	Co Manch Aq	26.56	+ 0.68	713
27.	Laura Whitaker	(91)	Co Sheffield	26.58	+ 0.65	711
28.	Grace Vertigans	(96)	Plymouth Lea	26.63	+ 0.63	707
29.	Sian Harkin	(94)	Plymouth Lea	26.67	+ 0.77	704
30.	Emma Saunders	(94)	Co Manch Aq	26.68	+ 0.71	703
31.	Vanessa Mohr	(95)	South Africa	26.72	+ 0.66	700
32.	Harriet Cooper	(97)	Co Leicester	26.75	+ 0.70	698
33.	Laura Vertigans	(94)	Plymouth Lea	26.77	+ 0.76	696
34.	Lyndsay De Paul	(88)	USA	26.79	+ 0.63	694
34.	Hang Yu Sze	(88)	Hong Kong	26.79	+ 0.64	694
36.	Ekaterina Avramova	(91)	Ealing	26.80	+ 0.70	694
37.	Flavia Lacerda	(92)	Brazil	26.82	+ 0.70	692
38.	Georgia Holderness	(87)	Millfield	26.85	+ 0.78	690
39.	Isabella Hindley	(96)	Chelsea&West	26.87	+ 0.68	688
39.	Charlotte Brackett	(90)	Hastings	26.87	+ 0.81	688
41.	Katy Sexton	(82)	Street	26.89	+ 0.82	687
41.	Bruna Rocha	(93)	Brazil	26.89	+ 0.68	687
43.	Carolina Penteado	(91)	Brazil	26.98	+ 0.70	680
44.	Emily Barclay	(97)	Bolton Metro	27.01	+ 0.63	678
45.	Hannah Deters	(95)	Plymouth Lea	27.07	+ 0.60	673
46.	Emily Ridout	(93)	Hatfield	27.23	+ 0.79	661
47.	Jessica Jackson	(97)	Hatfield	27.35	+ 0.72	653
48.	Georgia Denney	(96)	Plymouth Lea	27.41	+ 0.68	648
48.	Ruth Leong-Scanlan	(93)	Co Coventry	27.41	+ 0.67	648
50.	Hannah Burvill	(97)	Woking	27.48	+ 0.73	643
51.	Linda Shaw	(97)	Co Leeds	27.52	+ 0.69	641
52.	Emily Knowles-Jones	(96)	Stockport Mo	27.54	+ 0.73	639
52.	Katie Latham	(97)	Thanet Swim	27.54	+ 0.64	639
54.	Emily Bashforth	(96)	AIB Tigers	27.77	+ 0.77	623
55.	Siwan Thomas-Howells	(97)	Swim Swansea	27.78	+ 0.79	623
56.	Charlotte Hogarth	(98)	Chelsea&West	27.80	+ 0.67	621
57.	Mari Davies	(98)	Caernarfon	27.87	+ 0.73	617
58.	Maisie Jameson	(98)	Ealing	27.92	+ 0.70	613
59.	Holly Jackson	(98)	Wigan BEST	27.97	+ 0.75	610
60.	Mia Hawkes	(99)	Enfield Sq	28.11	+ 0.74	601
61.	Georgina Boyle	(98)	SPBSC	28.18	+ 0.60	597
62.	Sarah Kew	(98)	Sevenoaks	28.21	+ 0.70	595
63.	Kelsie Campbell	(98)	Nova Cent'n	28.26	+ 0.79	592
64.	Lena Soulas	(98)	Enfield Sq	28.28	+ 0.79	590
65.	Georgia Smith	(98)	Epsom Dist	28.40	+ 0.81	583
66.	Lauren Burton	(98)	Dereham	28.45	+ 0.72	580
67.	Emily Graham	(99)	Co Coventry	28.78	+ 0.77	560
68.	Katie Hoyle	(98)	Torfaen	28.84	+ 0.54	557

Principal Partner

Funding Partner

Broadcast Partner

Official Partners

Official Suppliers

Results Day 7 Heats Friday 9 March 2012

EVENT 45 Mens Open 1500m Freestyle

Full Results

Place	Name	YoB	Club	Time	R.T.FINA Pt					
1.	David Davies	(85)	Co Cardiff	15:19.80	+ 0.82	859				
	50m 28.44	100m 59.20	150m 1:30.44	200m 2:02.01	250m 2:33.40	300m 3:04.50	350m 3:35.85	400m 4:06.85		
	28.44	30.76	31.24	31.57	31.39	31.10	31.35	31.00		
	450m 4:37.82	500m 5:08.45	550m 5:38.58	600m 6:09.04	650m 6:39.35	700m 7:09.74	750m 7:40.38	800m 8:10.94		
	30.97	30.63	30.13	30.46	30.31	30.39	30.64	30.56		
	850m 8:41.68	900m 9:12.17	950m 9:42.89	1000m 10:13.39	1050m 10:44.15	1100m 11:14.74	1150m 11:45.51	1200m 12:16.05		
	30.74	30.49	30.72	30.50	30.76	30.59	30.77	30.54		
	1250m 12:47.02	1300m 13:17.85	1350m 13:48.29	1400m 14:18.88	1450m 14:49.44	1500m 15:19.80				
	30.97	30.83	30.44	30.59	30.56	30.36				
2.	Daniel Fogg	(87)	Loughboro Un	15:22.55	+ 0.73	851				
	50m 27.57	100m 57.74	150m 1:28.02	200m 1:58.57	250m 2:29.12	300m 2:59.73	350m 3:30.36	400m 4:00.94		
	27.57	30.17	30.28	30.55	30.55	30.61	30.63	30.58		
	450m 4:31.56	500m 5:02.14	550m 5:32.76	600m 6:03.79	650m 6:34.75	700m 7:05.93	750m 7:37.10	800m 8:08.19		
	30.62	30.58	30.62	31.03	30.96	31.18	31.17	31.09		
	850m 8:39.36	900m 9:10.48	950m 9:41.37	1000m 10:12.49	1050m 10:43.77	1100m 11:15.08	1150m 11:46.20	1200m 12:17.50		
	31.17	31.12	30.89	31.12	31.28	31.31	31.12	31.30		
	1250m 12:48.58	1300m 13:19.22	1350m 13:50.02	1400m 14:21.17	1450m 14:52.20	1500m 15:22.55				
	31.08	30.64	30.80	31.15	31.03	30.35				
3.	Lewis Smith	(88)	Warrender Ba	15:24.62	+ 0.72	846				
	50m 29.12	100m 1:00.25	150m 1:31.27	200m 2:02.38	250m 2:33.98	300m 3:05.12	350m 3:36.30	400m 4:07.38		
	29.12	31.13	31.02	31.11	31.60	31.14	31.18	31.08		
	450m 4:38.46	500m 5:09.45	550m 5:40.25	600m 6:11.10	650m 6:41.83	700m 7:12.57	750m 7:43.31	800m 8:14.20		
	31.08	30.99	30.80	30.85	30.73	30.74	30.74	30.89		
	850m 8:45.24	900m 9:16.40	950m 9:47.51	1000m 10:18.37	1050m 10:48.95	1100m 11:19.90	1150m 11:50.84	1200m 12:21.75		
	31.04	31.16	31.11	30.86	30.58	30.95	30.94	30.91		
	1250m 12:52.59	1300m 13:23.86	1350m 13:54.72	1400m 14:25.26	1450m 14:55.53	1500m 15:24.62				
	30.84	31.27	30.86	30.54	30.27	29.09				
4.	Martin Cremin	(91)	StirlingSwim	15:26.10	+ 0.76	842				
	50m 28.77	100m 59.80	150m 1:31.07	200m 2:02.15	250m 2:32.92	300m 3:03.56	350m 3:34.23	400m 4:04.83		
	28.77	31.03	31.27	31.08	30.77	30.64	30.67	30.60		
	450m 4:35.37	500m 5:06.19	550m 5:36.64	600m 6:07.53	650m 6:38.12	700m 7:09.20	750m 7:40.03	800m 8:11.01		
	30.54	30.82	30.45	30.89	30.59	31.08	30.83	30.98		
	850m 8:41.99	900m 9:13.18	950m 9:44.25	1000m 10:15.84	1050m 10:46.95	1100m 11:18.24	1150m 11:49.13	1200m 12:20.33		
	30.98	31.19	31.07	31.59	31.11	31.29	30.89	31.20		
	1250m 12:51.51	1300m 13:23.04	1350m 13:53.97	1400m 14:25.31	1450m 14:56.30	1500m 15:26.10				
	31.18	31.53	30.93	31.34	30.99	29.80				
5.	Thomas Sunter	(92)	Co Sheffield	15:27.31	+ 0.82	838				
	50m 27.67	100m 57.74	150m 1:28.11	200m 1:58.66	250m 2:29.24	300m 2:59.83	350m 3:30.56	400m 4:01.20		
	27.67	30.07	30.37	30.55	30.58	30.59	30.73	30.64		
	450m 4:32.03	500m 5:02.86	550m 5:33.60	600m 6:04.55	650m 6:35.76	700m 7:07.10	750m 7:38.14	800m 8:09.21		
	30.83	30.83	30.74	30.95	31.21	31.34	31.04	31.07		
	850m 8:40.42	900m 9:11.81	950m 9:42.83	1000m 10:14.22	1050m 10:45.49	1100m 11:16.82	1150m 11:48.18	1200m 12:19.64		
	31.21	31.39	31.02	31.39	31.27	31.33	31.36	31.46		
	1250m 12:50.86	1300m 13:22.15	1350m 13:53.45	1400m 14:25.29	1450m 14:56.54	1500m 15:27.31				
	31.22	31.29	31.30	31.84	31.25	30.77				
6.	Jack Burnell	(93)	Loughboro Un	15:27.76	+ 0.75	837				
	50m 28.94	100m 1:00.05	150m 1:31.07	200m 2:02.36	250m 2:33.47	300m 3:04.54	350m 3:35.48	400m 4:06.63		
	28.94	31.11	31.02	31.29	31.11	31.07	30.94	31.15		
	450m 4:37.44	500m 5:08.42	550m 5:39.41	600m 6:10.29	650m 6:41.06	700m 7:11.89	750m 7:42.63	800m 8:13.64		
	30.81	30.98	30.99	30.88	30.77	30.83	30.74	31.01		
	850m 8:44.37	900m 9:15.20	950m 9:46.17	1000m 10:17.11	1050m 10:48.19	1100m 11:19.31	1150m 11:50.38	1200m 12:21.38		
	30.73	30.83	30.97	30.94	31.08	31.12	31.07	31.00		
	1250m 12:52.64	1300m 13:24.10	1350m 13:55.56	1400m 14:26.47	1450m 14:57.57	1500m 15:27.76				
	31.26	31.46	31.46	30.91	31.10	30.19				
7.	Richard Charlesworth	(88)	Hatfield	15:28.78	+ 0.73	834				
	50m 28.80	100m 59.99	150m 1:31.26	200m 2:02.56	250m 2:33.74	300m 3:04.99	350m 3:35.93	400m 4:07.06		
	28.80	31.19	31.27	31.30	31.18	31.25	30.94	31.13		
	450m 4:38.10	500m 5:09.49	550m 5:40.44	600m 6:11.49	650m 6:42.25	700m 7:13.34	750m 7:44.26	800m 8:15.23		
	31.04	31.39	30.95	31.05	30.76	31.09	30.92	30.97		
	850m 8:46.07	900m 9:17.24	950m 9:48.38	1000m 10:19.61	1050m 10:50.62	1100m 11:21.75	1150m 11:52.81	1200m 12:24.09		
	30.84	31.17	31.14	31.23	31.01	31.13	31.06	31.28		
	1250m 12:55.05	1300m 13:26.02	1350m 13:56.72	1400m 14:27.63	1450m 14:58.41	1500m 15:28.78				
	30.96	30.97	30.70	30.91	30.78	30.37				
8.	Joel Knight	(95)	Millfield	15:33.03	+ 0.72	823				
	50m 27.55	100m 57.60	150m 1:28.46	200m 1:59.33	250m 2:30.44	300m 3:01.46	350m 3:32.80	400m 4:03.93		
	27.55	30.05	30.86	30.87	31.11	31.02	31.34	31.13		
	450m 4:34.96	500m 5:06.22	550m 5:37.55	600m 6:08.80	650m 6:40.11	700m 7:11.45	750m 7:43.01	800m 8:14.23		
	31.03	31.26	31.33	31.25	31.31	31.34	31.56	31.22		
	850m 8:45.58	900m 9:16.83	950m 9:48.18	1000m 10:19.91	1050m 10:50.99	1100m 11:22.43	1150m 11:54.03	1200m 12:25.39		
	31.35	31.25	31.35	31.73	31.08	31.44	31.60	31.36		
	1250m 12:57.09	1300m 13:28.67	1350m 14:00.29	1400m 14:31.95	1450m 15:02.70	1500m 15:33.03				
	31.70	31.58	31.62	31.66	30.75	30.33				
9.	Stephen Milne	(94)	Perth City	15:36.46	+ 0.72	814				
	50m 28.00	100m 58.42	150m 1:28.77	200m 1:59.75	250m 2:30.62	300m 3:01.92	350m 3:32.73	400m 4:04.32		
	28.00	30.42	30.35	30.98	30.87	31.30	30.81	31.59		

Principal Partner

Funding Partner

Broadcast Partner

Official Partners

Official Suppliers

BRITISH GAS SWIMMING CHAMPIONSHIPS 2012 (SELECTION TRIALS)

LONDON AQUATICS CENTRE
3RD – 10TH MARCH 2012

Results Day 7 Heats Friday 9 March 2012

450m 4:35.15 30.83	500m 5:06.69 31.54	550m 5:37.97 31.28	600m 6:09.82 31.85	650m 6:41.42 31.60	700m 7:13.27 31.85	750m 7:44.76 31.49	800m 8:16.62 31.86
850m 8:48.11 31.49	900m 9:19.91 31.80	950m 9:51.72 31.81	1000m 10:23.80 32.08	1050m 10:55.23 31.43	1100m 11:27.12 31.89	1150m 11:58.66 31.54	1200m 12:30.86 32.20
1250m 13:02.02 31.16	1300m 13:34.02 32.00	1350m 14:05.15 31.13	1400m 14:37.23 32.08	1450m 15:08.19 30.96	1500m 15:36.46 28.27		
10. Seokhyun Park (95) Korea			15:37.01 + 0.77	813			
50m 28.40 28.40	100m 59.08 30.68	150m 1:30.05 30.97	200m 2:01.12 31.07	250m 2:32.16 31.04	300m 3:03.06 30.90	350m 3:34.02 30.96	400m 4:05.23 31.21
450m 4:36.18 30.95	500m 5:07.48 31.30	550m 5:38.56 31.08	600m 6:09.71 31.15	650m 6:40.79 31.08	700m 7:11.78 30.99	750m 7:42.86 31.08	800m 8:14.17 31.31
850m 8:45.23 31.06	900m 9:16.83 31.60	950m 9:48.19 31.36	1000m 10:20.10 31.91	1050m 10:51.70 31.60	1100m 11:23.43 31.73	1150m 11:54.64 31.21	1200m 12:27.49 32.85
1250m 12:59.50 32.01	1300m 13:31.68 32.18	1350m 14:03.97 32.29	1400m 14:36.04 32.07	1450m 15:07.12 31.08	1500m 15:37.01 29.89		
11. Heerden Herman (90) South Africa			15:40.46 + 0.73	804			
50m 28.94 28.94	100m 59.93 30.99	150m 1:30.75 30.82	200m 2:01.86 31.11	250m 2:32.87 31.01	300m 3:04.03 31.16	350m 3:35.05 31.02	400m 4:06.48 31.43
450m 4:37.52 31.04	500m 5:09.34 31.82	550m 5:40.73 31.39	600m 6:12.23 31.50	650m 6:43.31 31.08	700m 7:15.12 31.81	750m 7:46.50 31.38	800m 8:18.58 32.08
850m 8:50.01 31.43	900m 9:21.96 31.95	950m 9:53.36 31.40	1000m 10:24.99 31.63	1050m 10:56.86 31.87	1100m 11:28.65 31.79	1150m 12:00.37 31.72	1200m 12:32.51 32.14
1250m 13:04.04 31.53	1300m 13:35.91 31.87	1350m 14:07.34 31.43	1400m 14:39.13 31.79	1450m 15:10.26 31.13	1500m 15:40.46 30.20		
12. Devon Myles Brown (92) South Africa			15:40.75 + 0.71	803			
50m 28.71 28.71	100m 59.70 30.99	150m 1:30.71 31.01	200m 2:02.38 31.67	250m 2:33.98 31.60	300m 3:05.11 31.13	350m 3:36.55 31.44	400m 4:08.13 31.58
450m 4:39.88 31.75	500m 5:11.55 31.67	550m 5:43.48 31.93	600m 6:15.25 31.77	650m 6:47.14 31.89	700m 7:19.16 32.02	750m 7:51.19 32.03	800m 8:23.32 32.13
850m 8:55.47 32.15	900m 9:27.66 32.19	950m 9:59.80 32.14	1000m 10:31.74 31.94	1050m 11:03.83 32.09	1100m 11:35.95 32.12	1150m 12:06.63 30.68	1200m 12:36.95 30.32
1250m 13:07.76 30.81	1300m 13:38.50 30.74	1350m 14:09.39 30.89	1400m 14:40.18 30.79	1450m 15:10.62 30.44	1500m 15:40.75 30.13		
13. Thomas Allen (92) Swansea Perf			15:42.71 + 0.69	798			
50m 29.06 29.06	100m 1:00.02 30.96	150m 1:31.21 31.19	200m 2:02.45 31.24	250m 2:33.85 31.40	300m 3:04.96 31.11	350m 3:36.06 31.10	400m 4:07.18 31.12
450m 4:38.34 31.16	500m 5:09.30 30.96	550m 5:40.57 31.27	600m 6:11.93 31.36	650m 6:43.18 31.25	700m 7:14.58 31.40	750m 7:46.14 31.56	800m 8:17.58 31.44
850m 8:49.33 31.75	900m 9:21.00 31.67	950m 9:53.03 32.03	1000m 10:24.88 31.85	1050m 10:56.83 31.95	1100m 11:28.89 32.06	1150m 12:00.98 32.09	1200m 12:32.92 31.94
1250m 13:04.98 32.06	1300m 13:37.17 32.19	1350m 14:09.19 32.02	1400m 14:41.42 32.23	1450m 15:12.83 31.41	1500m 15:42.71 29.88		
14. Caleb Hughes (95) Hatfield			15:42.97 + 0.78	797			
50m 28.36 28.36	100m 1:00.18 31.82	150m 1:31.45 31.27	200m 2:02.99 31.54	250m 2:34.19 31.20	300m 3:05.83 31.64	350m 3:36.80 30.97	400m 4:08.32 31.52
450m 4:39.31 30.99	500m 5:11.17 31.86	550m 5:42.31 31.14	600m 6:14.03 31.72	650m 6:45.17 31.14	700m 7:17.15 31.98	750m 7:48.06 30.91	800m 8:19.84 31.78
850m 8:51.12 31.28	900m 9:22.97 31.85	950m 9:54.25 31.28	1000m 10:26.06 31.81	1050m 10:57.45 31.39	1100m 11:29.58 32.13	1150m 12:01.17 31.59	1200m 12:33.24 32.07
1250m 13:04.79 31.55	1300m 13:36.99 32.20	1350m 14:08.75 31.76	1400m 14:40.99 32.24	1450m 15:12.35 31.36	1500m 15:42.97 30.62		
15. Alfie Howes (92) Co Cardiff			15:43.81 + 0.82	795			
50m 29.17 29.17	100m 1:00.39 31.22	150m 1:32.08 31.69	200m 2:03.83 31.75	250m 2:35.62 31.79	300m 3:07.47 31.85	350m 3:39.23 31.76	400m 4:11.15 31.92
450m 4:42.99 31.84	500m 5:14.85 31.86	550m 5:46.90 32.05	600m 6:19.03 32.13	650m 6:50.03 31.00	700m 7:21.14 31.11	750m 7:51.95 30.81	800m 8:22.94 30.99
850m 8:53.68 30.74	900m 9:24.68 31.00	950m 9:55.65 30.97	1000m 10:26.96 31.31	1050m 10:58.25 31.29	1100m 11:30.11 31.86	1150m 12:02.12 32.01	1200m 12:33.89 31.77
1250m 13:05.66 31.77	1300m 13:37.88 32.22	1350m 14:09.94 32.06	1400m 14:41.93 31.99	1450m 15:13.02 31.09	1500m 15:43.81 30.79		
16. Matthew Johnson (95) Co Sheffield			15:44.81 + 0.75	793			
50m 27.74 27.74	100m 58.26 30.52	150m 1:28.88 30.62	200m 1:59.86 30.98	250m 2:30.63 30.77	300m 3:01.70 31.07	350m 3:32.68 30.98	400m 4:03.95 31.27
450m 4:35.14 31.19	500m 5:06.41 31.27	550m 5:37.76 31.35	600m 6:09.41 31.65	650m 6:41.21 31.80	700m 7:13.05 31.84	750m 7:44.83 31.78	800m 8:16.89 32.06
850m 8:48.72 31.83	900m 9:20.81 32.09	950m 9:53.04 32.23	1000m 10:25.26 32.22	1050m 10:57.43 32.17	1100m 11:29.46 32.03	1150m 12:01.20 31.74	1200m 12:33.28 32.08
1250m 13:05.41 32.13	1300m 13:37.78 32.37	1350m 14:10.26 32.48	1400m 14:43.01 32.75	1450m 15:14.20 31.19	1500m 15:44.81 30.61		
17. Stefan Sorak (92) Serbia			15:45.17 + 0.74	792			
50m 28.09 28.09	100m 59.07 30.98	150m 1:30.48 31.41	200m 2:01.89 31.41	250m 2:33.39 31.50	300m 3:05.18 31.79	350m 3:36.69 31.51	400m 4:08.44 31.75
450m 4:39.83 31.39	500m 5:11.32 31.49	550m 5:43.06 31.74	600m 6:15.03 31.97	650m 6:46.84 31.81	700m 7:19.20 32.36	750m 7:51.07 31.87	800m 8:23.02 31.95
850m 8:54.13 31.11	900m 9:25.55 31.42	950m 9:56.91 31.36	1000m 10:29.03 32.12	1050m 11:00.57 31.54	1100m 11:32.55 31.98	1150m 12:04.47 31.92	1200m 12:36.70 32.23
1250m 13:08.71 32.01	1300m 13:40.67 31.96	1350m 14:12.94 32.27	1400m 14:45.07 32.13	1450m 15:16.11 31.04	1500m 15:45.17 29.06		
18. Craig Hamilton (91) Warrender Ba			15:46.67 + 0.80	788			
50m 28.65	100m 59.49	150m 1:30.64	200m 2:01.89	250m 2:33.46	300m 3:05.14	350m 3:36.73	400m 4:08.37

BRITISH GAS SWIMMING CHAMPIONSHIPS 2012 (SELECTION TRIALS)

LONDON AQUATICS CENTRE
3RD - 10TH MARCH 2012

Results Day 7 Heats Friday 9 March 2012

	28.65	30.84	31.15	31.25	31.57	31.68	31.59	31.64
450m	4:39.92	500m 5:11.79	550m 5:43.26	600m 6:15.32	650m 6:47.11	700m 7:19.23	750m 7:50.95	800m 8:23.03
	31.55	31.87	31.47	32.06	31.79	32.12	31.72	32.08
850m	8:54.70	900m 9:26.68	950m 9:58.54	1000m 10:30.79	1050m 11:02.44	1100m 11:34.50	1150m 12:06.35	1200m 12:38.25
	31.67	31.98	31.86	32.25	31.65	32.06	31.85	31.90
1250m	13:10.10	1300m 13:42.14	1350m 14:13.75	1400m 14:45.59	1450m 15:17.00	1500m 15:46.67		
	31.85	32.04	31.61	31.84	31.41	29.67		
19. Daniel Cocking	(90) Co Sheffield			15:48.32 + 0.75	784			
50m	28.65	100m 59.82	150m 1:31.10	200m 2:02.58	250m 2:33.88	300m 3:05.03	350m 3:36.49	400m 4:08.07
	28.65	31.17	31.28	31.48	31.30	31.15	31.46	31.58
450m	4:39.48	500m 5:10.97	550m 5:42.10	600m 6:13.63	650m 6:45.23	700m 7:16.90	750m 7:48.59	800m 8:20.36
	31.41	31.49	31.13	31.53	31.60	31.67	31.69	31.77
850m	8:52.21	900m 9:24.24	950m 9:56.17	1000m 10:28.23	1050m 11:00.26	1100m 11:32.36	1150m 12:04.48	1200m 12:36.64
	31.85	32.03	31.93	32.06	32.03	32.10	32.12	32.16
1250m	13:08.74	1300m 13:40.77	1350m 14:12.68	1400m 14:44.90	1450m 15:16.76	1500m 15:48.32		
	32.10	32.03	31.91	32.22	31.86	31.56		
20. Joseph Faulkner	(94) Co Sheffield			15:49.36 + 0.76	781			
50m	29.09	100m 59.66	150m 1:31.15	200m 2:02.66	250m 2:34.39	300m 3:06.38	350m 3:38.65	400m 4:10.59
	29.09	30.57	31.49	31.51	31.73	31.99	32.27	31.94
450m	4:42.63	500m 5:14.28	550m 5:46.06	600m 6:17.86	650m 6:49.96	700m 7:21.41	750m 7:53.27	800m 8:25.19
	32.04	31.65	31.78	31.80	32.10	31.45	31.86	31.92
850m	8:57.36	900m 9:29.18	950m 10:01.01	1000m 10:32.82	1050m 11:04.51	1100m 11:36.19	1150m 12:08.22	1200m 12:40.16
	32.17	31.82	31.83	31.81	31.69	31.68	32.03	31.94
1250m	13:12.20	1300m 13:44.28	1350m 14:15.92	1400m 14:47.79	1450m 15:19.11	1500m 15:49.36		
	32.04	32.08	31.64	31.87	31.32	30.25		
21. Mingjian Zheng	(91) China			15:50.09 + 0.76	779			
50m	29.92	100m 1:01.40	150m 1:32.81	200m 2:04.60	250m 2:36.19	300m 3:08.22	350m 3:40.12	400m 4:12.11
	29.92	31.48	31.41	31.79	31.59	32.03	31.90	31.99
450m	4:43.81	500m 5:16.05	550m 5:47.70	600m 6:20.34	650m 6:52.14	700m 7:24.33	750m 7:56.37	800m 8:28.59
	31.70	32.24	31.65	32.64	31.80	32.19	32.04	32.22
850m	9:00.43	900m 9:32.51	950m 10:04.39	1000m 10:36.54	1050m 11:08.07	1100m 11:40.23	1150m 12:12.17	1200m 12:44.58
	31.84	32.08	31.88	32.15	31.53	32.16	31.94	32.41
1250m	13:16.46	1300m 13:48.94	1350m 14:21.26	1400m 14:53.32	1450m 15:23.39	1500m 15:50.09		
	31.88	32.48	32.32	32.06	30.07	26.70		
22. Grant Quigley	(93) Co Manch Aq			15:51.25 + 0.64	777			
50m	27.55	100m 57.80	150m 1:28.85	200m 1:59.90	250m 2:30.97	300m 3:02.05	350m 3:33.22	400m 4:04.34
	27.55	30.25	31.05	31.05	31.07	31.08	31.17	31.12
450m	4:35.76	500m 5:07.69	550m 5:39.30	600m 6:11.18	650m 6:42.93	700m 7:14.80	750m 7:46.49	800m 8:18.43
	31.42	31.93	31.61	31.88	31.75	31.87	31.69	31.94
850m	8:50.28	900m 9:22.70	950m 9:54.54	1000m 10:26.80	1050m 10:58.97	1100m 11:31.80	1150m 12:04.28	1200m 12:37.02
	31.85	32.42	31.84	32.26	32.17	32.83	32.48	32.74
1250m	13:09.59	1300m 13:42.48	1350m 14:14.86	1400m 14:47.36	1450m 15:20.03	1500m 15:51.25		
	32.57	32.89	32.38	32.50	32.67	31.22		
23. Haobo Wei	(95) China			15:55.11 + 0.62	767			
50m	28.72	100m 59.93	150m 1:31.43	200m 2:02.66	250m 2:34.75	300m 3:06.46	350m 3:38.31	400m 4:10.27
	28.72	31.21	31.50	31.23	32.09	31.71	31.85	31.96
450m	4:42.26	500m 5:14.34	550m 5:46.39	600m 6:18.72	650m 6:50.76	700m 7:22.95	750m 7:55.03	800m 8:27.21
	31.99	32.08	32.05	32.33	32.04	32.19	32.08	32.18
850m	8:58.91	900m 9:31.13	950m 10:02.83	1000m 10:34.84	1050m 11:06.90	1100m 11:39.46	1150m 12:12.15	1200m 12:44.70
	31.70	32.22	31.70	32.01	32.06	32.56	32.69	32.55
1250m	13:16.97	1300m 13:49.06	1350m 14:21.75	1400m 14:53.93	1450m 15:24.79	1500m 15:55.11		
	32.27	32.09	32.69	32.18	30.86	30.32		
24. Sangjin Jang	(91) Korea			15:55.67 + 0.81	766			
50m	28.41	100m 59.72	150m 1:30.70	200m 2:02.21	250m 2:33.37	300m 3:04.66	350m 3:36.10	400m 4:07.38
	28.41	31.31	30.98	31.51	31.16	31.29	31.44	31.28
450m	4:38.90	500m 5:10.55	550m 5:41.54	600m 6:13.28	650m 6:45.16	700m 7:17.12	750m 7:48.71	800m 8:20.70
	31.52	31.65	30.99	31.74	31.88	31.96	31.59	31.99
850m	8:52.56	900m 9:24.84	950m 9:57.50	1000m 10:30.31	1050m 11:03.09	1100m 11:36.10	1150m 12:08.87	1200m 12:41.42
	31.86	32.28	32.66	32.81	32.78	33.01	32.77	32.55
1250m	13:14.58	1300m 13:47.20	1350m 14:20.08	1400m 14:52.43	1450m 15:24.54	1500m 15:55.67		
	33.16	32.62	32.88	32.35	32.11	31.13		
25. Oliver Tennant	(93) Swim Swansea			16:01.17 + 0.57	753			
50m	29.31	100m 1:01.00	150m 1:32.29	200m 2:03.57	250m 2:35.22	300m 3:06.90	350m 3:38.65	400m 4:10.38
	29.31	31.69	31.29	31.28	31.65	31.68	31.75	31.73
450m	4:42.12	500m 5:14.03	550m 5:45.60	600m 6:17.57	650m 6:49.27	700m 7:21.58	750m 7:53.64	800m 8:25.90
	31.74	31.91	31.57	31.97	31.70	32.31	32.06	32.26
850m	8:58.25	900m 9:31.00	950m 10:03.61	1000m 10:36.33	1050m 11:08.75	1100m 11:41.33	1150m 12:13.78	1200m 12:46.62
	32.35	32.75	32.61	32.72	32.42	32.58	32.45	32.84
1250m	13:19.15	1300m 13:52.07	1350m 14:24.91	1400m 14:57.68	1450m 15:30.21	1500m 16:01.17		
	32.53	32.92	32.84	32.77	32.53	30.96		
26. Jeongsoo Jeong	(95) Korea			16:02.19 + 0.72	750			
50m	29.17	100m 1:00.85	150m 1:33.15	200m 2:05.36	250m 2:37.79	300m 3:10.35	350m 3:42.18	400m 4:13.31
	29.17	31.68	32.30	32.21	32.43	32.56	31.83	31.13
450m	4:45.03	500m 5:16.61	550m 5:48.42	600m 6:20.40	650m 6:52.69	700m 7:25.13	750m 7:57.41	800m 8:29.72
	31.72	31.58	31.81	31.98	32.29	32.44	32.28	32.31
850m	9:02.42	900m 9:34.79	950m 10:07.61	1000m 10:40.12	1050m 11:12.77	1100m 11:45.44	1150m 12:18.22	1200m 12:50.92
	32.70	32.37	32.82	32.51	32.65	32.67	32.78	32.70
1250m	13:23.97	1300m 13:56.67	1350m 14:29.19	1400m 15:00.93	1450m 15:32.01	1500m 16:02.19		
	33.05	32.70	32.52	31.74	31.08	30.18		
27. Nicholas Grainger	(94) Co Sheffield			16:03.54 + 0.80	747			

Principal Partner

Funding Partner

Broadcast Partner

Official Partners

Official Suppliers

BRITISH
Swimming

British Gas

uk sport
LOTTERY FUNDED

BBC SPORT

Kellogg's speedo

BRITISH AIRWAYS

DAKTARONICS

Myrtha Pools

lumie
helping you to shine

Holiday Inn
Malmsten

Results Day 7 Heats Friday 9 March 2012

50m	27.64	100m	59.02	150m	1:31.09	200m	2:03.04	250m	2:35.27	300m	3:07.68	350m	3:39.85	400m	4:12.32
	27.64		31.38		32.07		31.95		32.23		32.41		32.17		32.47
450m	4:44.65	500m	5:17.44	550m	5:48.97	600m	6:21.67	650m	6:54.09	700m	7:26.96	750m	7:59.47	800m	8:32.13
	32.33		32.79		31.53		32.70		32.42		32.87		32.51		32.66
850m	9:04.39	900m	9:36.56	950m	10:08.76	1000m	10:41.64	1050m	11:14.15	1100m	11:46.56	1150m	12:19.31	1200m	12:52.21
	32.26		32.17		32.20		32.88		32.51		32.41		32.75		32.90
1250m	13:24.78	1300m	13:57.23	1350m	14:29.72	1400m	15:01.87	1450m	15:32.68	1500m	16:03.54				
	32.57		32.45		32.49		32.15		30.81		30.86				
28. Michael Gunning		(94) Beckenham				16:04.92	+ 0.75	744							
50m	28.20	100m	59.09	150m	1:30.40	200m	2:02.12	250m	2:33.89	300m	3:05.99	350m	3:37.70	400m	4:09.38
	28.20		30.89		31.31		31.72		31.77		32.10		31.71		31.68
450m	4:41.28	500m	5:12.91	550m	5:45.08	600m	6:17.78	650m	6:50.32	700m	7:22.81	750m	7:55.10	800m	8:27.75
	31.90		31.63		32.17		32.70		32.54		32.49		32.29		32.65
850m	9:00.48	900m	9:33.49	950m	10:06.52	1000m	10:39.00	1050m	11:11.65	1100m	11:44.76	1150m	12:17.85	1200m	12:50.45
	32.73		33.01		33.03		32.48		32.65		33.11		33.09		32.60
1250m	13:23.13	1300m	13:56.21	1350m	14:29.23	1400m	15:01.81	1450m	15:33.74	1500m	16:04.92				
	32.68		33.08		33.02		32.58		31.93		31.18				
29. Fernando Ponte		(92) Brazil				16:05.16	+ 0.67	743							
50m	29.47	100m	1:01.20	150m	1:32.80	200m	2:04.34	250m	2:35.83	300m	3:07.40	350m	3:39.18	400m	4:11.21
	29.47		31.73		31.60		31.54		31.49		31.57		31.78		32.03
450m	4:42.96	500m	5:14.78	550m	5:46.34	600m	6:18.54	650m	6:50.51	700m	7:22.83	750m	7:55.34	800m	8:28.08
	31.75		31.82		31.56		32.20		31.97		32.32		32.51		32.74
850m	9:00.14	900m	9:32.78	950m	10:05.02	1000m	10:37.86	1050m	11:10.21	1100m	11:43.44	1150m	12:15.98	1200m	12:49.20
	32.06		32.64		32.24		32.84		32.35		33.23		32.54		33.22
1250m	13:21.90	1300m	13:54.89	1350m	14:27.98	1400m	15:01.18	1450m	15:34.26	1500m	16:05.16				
	32.70		32.99		33.09		33.20		33.08		30.90				
30. Bradley Lynch		(96) Co Birm'ham				16:05.41	+ 0.63	743							
50m	29.06	100m	1:00.91	150m	1:33.09	200m	2:05.32	250m	2:37.71	300m	3:10.12	350m	3:42.48	400m	4:14.57
	29.06		31.85		32.18		32.23		32.39		32.41		32.36		32.09
450m	4:47.32	500m	5:19.70	550m	5:52.57	600m	6:25.30	650m	6:57.74	700m	7:30.74	750m	8:03.18	800m	8:35.77
	32.75		32.38		32.87		32.73		32.44		33.00		32.44		32.59
850m	9:08.16	900m	9:40.96	950m	10:13.26	1000m	10:45.93	1050m	11:18.32	1100m	11:51.00	1150m	12:23.07	1200m	12:55.60
	32.39		32.80		32.30		32.67		32.39		32.68		32.07		32.53
1250m	13:27.83	1300m	14:00.42	1350m	14:32.34	1400m	15:04.87	1450m	15:35.72	1500m	16:05.41				
	32.23		32.59		31.92		32.53		30.85		29.69				
31. William Jolly		(91) Co Newcastle				16:10.61	+ 0.78	731							
50m	29.59	100m	1:01.40	150m	1:33.56	200m	2:05.60	250m	2:37.97	300m	3:10.09	350m	3:42.31	400m	4:14.38
	29.59		31.81		32.16		32.04		32.37		32.12		32.22		32.07
450m	4:46.61	500m	5:18.77	550m	5:50.72	600m	6:22.85	650m	6:55.45	700m	7:27.61	750m	8:00.28	800m	8:32.65
	32.23		32.16		31.95		32.13		32.60		32.16		32.67		32.37
850m	9:05.07	900m	9:37.76	950m	10:10.66	1000m	10:43.22	1050m	11:15.88	1100m	11:48.45	1150m	12:21.90	1200m	12:54.84
	32.42		32.69		32.90		32.56		32.66		32.57		33.45		32.94
1250m	13:27.77	1300m	14:00.86	1350m	14:34.13	1400m	15:06.96	1450m	15:39.52	1500m	16:10.61				
	32.93		33.09		33.27		32.83		32.56		31.09				
32. Gareth Mills		(93) Co Leeds				16:15.62	+ 0.74	720							
50m	28.75	100m	59.57	150m	1:30.76	200m	2:02.66	250m	2:34.38	300m	3:06.67	350m	3:38.73	400m	4:10.88
	28.75		30.82		31.19		31.90		31.72		32.29		32.06		32.15
450m	4:42.84	500m	5:15.80	550m	5:48.10	600m	6:20.95	650m	6:53.62	700m	7:26.59	750m	7:59.11	800m	8:31.75
	31.96		32.96		32.30		32.85		32.67		32.97		32.52		32.64
850m	9:04.37	900m	9:37.32	950m	10:10.45	1000m	10:43.05	1050m	11:16.17	1100m	11:49.23	1150m	12:22.76	1200m	12:56.18
	32.62		32.95		33.13		32.60		33.12		33.06		33.53		33.42
1250m	13:29.77	1300m	14:02.95	1350m	14:36.34	1400m	15:09.78	1450m	15:42.96	1500m	16:15.62				
	33.59		33.18		33.39		33.44		33.18		32.66				
33. Alex Dunk		(95) Prescot				16:17.82	+ 0.70	715							
50m	28.04	100m	58.99	150m	1:31.17	200m	2:02.87	250m	2:34.88	300m	3:07.66	350m	3:39.84	400m	4:12.33
	28.04		30.95		32.18		31.70		32.01		32.78		32.18		32.49
450m	4:44.33	500m	5:16.84	550m	5:48.95	600m	6:22.21	650m	6:54.77	700m	7:27.68	750m	8:00.82	800m	8:33.53
	32.00		32.51		32.11		32.26		32.56		32.91		33.14		32.71
850m	9:06.13	900m	9:39.15	950m	10:12.04	1000m	10:44.91	1050m	11:17.31	1100m	11:50.39	1150m	12:24.27	1200m	12:57.89
	32.60		33.02		32.89		32.87		32.40		33.08		33.88		33.62
1250m	13:31.89	1300m	14:05.34	1350m	14:39.14	1400m	15:13.48	1450m	15:46.32	1500m	16:17.82				
	34.00		33.45		33.80		34.34		32.84		31.50				
34. Ryan Tomkins		(94) teamipswich				16:18.37	+ 0.91	714							
50m	27.95	100m	58.40	150m	1:30.11	200m	2:02.23	250m	2:33.92	300m	3:06.39	350m	3:38.25	400m	4:10.44
	27.95		30.45		31.71		32.12		31.69		32.47		31.86		32.19
450m	4:42.80	500m	5:15.14	550m	5:47.78	600m	6:20.54	650m	6:53.02	700m	7:25.81	750m	7:59.15	800m	8:32.40
	32.36		32.34		32.64		32.76		32.48		32.79		33.34		33.25
850m	9:05.79	900m	9:39.29	950m	10:12.93	1000m	10:46.33	1050m	11:19.28	1100m	11:52.64	1150m	12:26.16	1200m	12:59.63
	33.39		33.50		33.64		33.40		32.95		33.36		33.52		33.47
1250m	13:32.92	1300m	14:06.50	1350m	14:39.79	1400m	15:12.90	1450m	15:46.09	1500m	16:18.37				
	33.29		33.58		33.29		33.11		33.19		32.28				
35. Archie Mitchell		(96) Wandsworth				16:23.31	+ 0.68	703							
50m	29.01	100m	1:00.83	150m	1:33.07	200m	2:05.18	250m	2:37.30	300m	3:09.80	350m	3:41.88	400m	4:14.36
	29.01		31.82		32.24		32.11		32.12		32.50		32.08		32.48
450m	4:47.00	500m	5:19.69	550m	5:52.55	600m	6:25.46	650m	6:58.42	700m	7:31.52	750m	8:04.29	800m	8:37.79
	32.64		32.69		32.86		32.91		32.96		33.10		32.77		33.50
850m	9:10.80	900m	9:44.43	950m	10:17.27	1000m	10:51.01	1050m	11:24.21	1100m	11:57.87	1150m	12:31.43	1200m	13:05.14
	33.01		33.63		32.84		33.74		33.20		33.66		33.56		33.71
1250m	13:38.73	1300m	14:12.74	1350m	14:46.12	1400m	15:20.11	1450m	15:52.53	1500m	16:23.31				
	33.59		34.01		33.38		33.99		32.42		30.78				

Principal Partner

Funding Partner

Broadcast Partner

Official Partners

Official Suppliers

BRITISH GAS SWIMMING CHAMPIONSHIPS 2012 (SELECTION TRIALS)

LONDON AQUATICS CENTRE
3RD – 10TH MARCH 2012

Results Day 7 Heats Friday 9 March 2012

36. Benjamin Goodall	(96)	Derventio	16:23.79	+ 0.76	702				
50m 29.82	100m 1:02.08	150m 1:34.72	200m 2:07.26	250m 2:40.09	300m 3:12.54	350m 3:45.45	400m 4:18.05		
29.82	32.26	32.64	32.54	32.83	32.45	32.91	32.60		
450m 4:50.80	500m 5:23.58	550m 5:56.42	600m 6:29.19	650m 7:02.29	700m 7:35.39	750m 8:08.47	800m 8:41.48		
32.75	32.78	32.84	32.77	33.10	33.10	33.08	33.01		
850m 9:14.76	900m 9:47.63	950m 10:20.87	1000m 10:54.23	1050m 11:27.31	1100m 12:00.41	1150m 12:33.93	1200m 13:07.49		
33.28	32.87	33.24	33.36	33.08	33.10	33.52	33.56		
1250m 13:41.22	1300m 14:14.56	1350m 14:48.18	1400m 15:21.11	1450m 15:53.05	1500m 16:23.79				
33.73	33.34	33.62	32.93	31.94	30.74				
37. Thomas Howley	(96)	Co Newcastle	16:24.08	+ 0.84	701				
50m 28.37	100m 1:00.20	150m 1:32.28	200m 2:04.73	250m 2:37.54	300m 3:10.44	350m 3:43.17	400m 4:15.74		
28.37	31.83	32.08	32.45	32.81	32.90	32.73	32.57		
450m 4:48.95	500m 5:21.91	550m 5:54.91	600m 6:27.92	650m 7:01.50	700m 7:34.50	750m 8:07.91	800m 8:41.25		
33.21	32.96	33.00	33.01	33.58	33.00	33.41	33.34		
850m 9:14.51	900m 9:48.08	950m 10:21.22	1000m 10:54.62	1050m 11:27.61	1100m 12:00.85	1150m 12:34.12	1200m 13:07.42		
33.26	33.57	33.14	33.40	32.99	33.24	33.27	33.30		
1250m 13:40.95	1300m 14:14.54	1350m 14:48.19	1400m 15:21.50	1450m 15:54.16	1500m 16:24.08				
33.53	33.59	33.65	33.31	32.66	29.92				
38. Timothy Robinson	(96)	Wandsworth	16:40.51	+ 0.64	667				
50m 28.97	100m 1:00.84	150m 1:33.30	200m 2:05.63	250m 2:37.88	300m 3:10.61	350m 3:43.07	400m 4:15.73		
28.97	31.87	32.46	32.33	32.25	32.73	32.46	32.66		
450m 4:48.76	500m 5:21.74	550m 5:55.38	600m 6:28.64	650m 7:02.03	700m 7:35.87	750m 8:09.50	800m 8:43.34		
33.03	32.98	33.64	33.26	33.39	33.84	33.63	33.84		
850m 9:17.19	900m 9:51.03	950m 10:25.03	1000m 10:59.10	1050m 11:33.10	1100m 12:07.28	1150m 12:41.54	1200m 13:15.73		
33.85	33.84	34.00	34.07	34.00	34.18	34.26	34.19		
1250m 13:50.01	1300m 14:24.71	1350m 14:59.01	1400m 15:33.16	1450m 16:07.34	1500m 16:40.51				
34.28	34.70	34.30	34.15	34.18	33.17				

EVENT 46 Womens MC 100m Breaststroke

Multi-Disability by British Disability Points

Place	Name	YoB	Club	Cat.	Time	R.T.	BDPoints	50
1.	Amberley Hoar	(93)	Portsmouth N	14	1:24.28	+ 0.80	905	39.22
2.	Nicole Lough	(95)	South Tyne	14	1:24.40	+ 0.84	901	39.30
3.	Harriet Lee	(91)	Co Peterboro	9	1:21.96	+ 0.70	827	37.97
3.	Claire Cashmore	(88)	Co Leeds	8	1:22.68	+ 0.70	827	39.34
5.	Charlotte Henshaw	(87)	Nova Cent'n	6	1:43.16	+ 0.71	794	46.89
6.	Louise Watkin	(92)	Co Salford	9	1:23.87	+ 0.66	772	39.41
7.	Natalie Massey	(89)	Aquabears	14	1:28.99	+ 0.75	769	41.03
8.	Elizabeth Johnson	(85)	Bath Univ	6	1:44.38	+ 0.85	766	48.05
9.	Reagan Doig	(98)	Perth City	14	1:30.08	+ 0.93	741	43.45
10.	Ellen Keane	(95)	Kelly Coll	9	1:25.10	+ 0.81	739	40.69
11.	Stephanie Bird	(88)	Lstoft & OB	14	1:31.06	+ 0.71	717	42.18
12.	Gemma Almond	(93)	Swansea Perf	9	1:26.00	+ 0.82	716	41.13
13.	Emma Hollis	(92)	Loughboro Un	7	1:42.76	+ 0.82	694	48.22
14.	Eleni Papadopoulos	(92)	Co Manch Aq	9	1:28.80	+ 0.70	650	41.52
15.	Lauren Smith	(93)	Hatfield	8	1:32.94	+ 0.77	582	42.89
16.	Amy Marren	(98)	Romford Town	9	1:33.27	+ 0.83	561	44.08
17.	Chloe Buck	(97)	Team Jorvik	9	1:33.71	+ 0.86	553	44.62
18.	Jo-Jo Cranfield	(93)	Loughboro Un	8	1:39.49	+ 0.82	475	46.82
	Kate Grey	(89)	Bath Univ	9DQ	SL-1L			

EVENT 47 Mens MC 100m Breaststroke

Multi-Disability by British Disability Points

Place	Name	YoB	Club	Cat.	Time	R.T.	BDPoints	50
1.	Sascha Kindred	(77)	Leominster	7	1:26.37	+ 0.88	849	40.59
2.	Thomas Young	(91)	Co Manch Aq	7	1:28.10	+ 0.91	800	40.57
3.	Daniel Pepper	(89)	Stockport Mo	14	1:11.75	+ 0.67	793	33.04
4.	David Ellis	(86)	Co Manch Aq	13	1:10.13	+ 0.69	783	32.49
5.	James O'Shea	(78)	Barnet Copt	5	1:39.96	+ 0.61	767	46.52
6.	Scott Quin	(90)	Warrender Ba	14	1:13.93	+ 0.65	725	33.91
7.	Nicholas Boylan	(84)	Co Liverpool	14	1:14.75	+ 0.80	702	35.59
8.	Jack Bridge	(94)	Preston	9	1:14.27	+ 0.67	700	34.67
9.	Matthew Whorwood	(89)	Swansea Perf	6	1:36.34	+ 0.67	689	45.54
10.	Sam Hynd	(91)	Swansea Perf	8	1:18.30	+ 0.73	627	36.59
11.	Kahoru Harazawa	(97)	Wandsworth	9	1:17.85	+ 0.74	608	36.63
12.	Andrew Zawadzki	(93)	Nova Cent'n	14	1:18.66	+ 0.91	602	36.96
13.	Joseph Schenk	(94)	Newquay	14	1:18.93	+ 0.87	596	36.84
14.	Adam Meanwell	(91)	Nova Cent'n	14	1:19.36	+ 0.76	586	36.59
15.	Jack Thomas	(95)	Swansea Perf	14	1:19.82	+ 0.70	576	36.34
16.	Benjamin Procter	(90)	Newquay	14	1:19.87	+ 0.88	575	37.15
17.	Oscar Livesey	(97)	Greenwich	9	1:20.04	+ 0.77	560	37.12
18.	Jason Ridgley	(93)	Thurso	9	1:20.31	+ 0.83	554	35.87
19.	W Holland-Leavens	(90)	Co Salford	6	1:47.03	+ 0.98	503	51.11
20.	Morgan Vaughan	(95)	Swansea Val	7	1:43.20	+ 0.91	498	49.01
21.	Craig Harris	(99)	Swindon Dolp	14	1:27.84	+ 0.70	432	40.98
	Aaron Moores	(94)	Trowbridge	14DQ	SL-1L			



Results Day 7 Heats Friday 9 March 2012

	Principal Partner	Funding Partner	Broadcast Partner	Official Partners	Official Suppliers

Results Day 6 Finals Friday 9 March 2012

EVENT 140 FINAL OF EVENT 240 Womens Open 200m Backstroke

FINA A Time 2:10.84 - World Top 16 Time 2:09.14

Full Results

Place	Name	YoB	Club	Time	R.T.FINA Pt	50	100	150
1.	Elizabeth Simmonds	(91)	Loughboro Un	2:08.67	+ 0.65 912	29.77	1:01.82	1:34.45
2.	Stephanie Proud	(88)	Chester Le S	2:09.94	+ 0.63 886	30.82	1:03.14	1:35.95
3.	Karley Mann	(94)	Hillingdon	2:10.57	+ 0.62 873	30.66	1:02.95	1:36.45
4.	Georgia Hohmann	(94)	Nova Cent'n	2:11.75	+ 0.66 850	31.31	1:04.21	1:38.34
5.	Lauren Quigley	(95)	Co Manch Aq	2:12.39	+ 0.64 837	30.79	1:04.34	1:38.57
6.	Gemma Spofforth	(87)	Portsmouth N	2:13.80	+ 0.77 811	31.01	1:05.18	1:39.16
7.	Jessica Fullalove	(96)	Co Manch Aq	2:14.71	+ 0.64 795	30.90	1:04.75	1:39.63
8.	Katy Sexton	(82)	Street	2:14.96	+ 0.71 790	31.26	1:05.87	1:41.14

EVENT 139 FINAL OF EVENT 239 Mens Open 100m Butterfly

FINA A Time 52.36 - World Top 16 Time 52.19

Full Results

Place	Name	YoB	Club	Time	R.T.FINA Pt	50
1.	Michael Rock	(87)	Stockport Mo	52.02	+ 0.66 878	24.41
2.	Jack Marriott	(90)	Loughboro Un	52.49	+ 0.69 855	23.89
3.	Antony James	(89)	Plymouth Lea	52.59	+ 0.67 850	24.77
4.	Braxton Timm	(92)	Co Sheffield	53.00	+ 0.58 830	24.78
5.	Adam Barrett	(92)	Loughboro Un	53.09	+ 0.73 826	24.82
6.	Karl Botha	(91)	Millfield	53.55	+ 0.64 805	24.78
7.	James Doolan	(90)	Loughboro Un	53.94	+ 0.67 787	24.91
8.	Andrew Mayor	(86)	Scot Non-Res	54.14	+ 0.75 779	24.99

EVENT 138 FINAL OF EVENT 38 Womens Open 800m Freestyle

FINA A Time 8:33.84 - World Top 16 Time 8:29.16

Full Results

Place	Name	YoB	Club	Time	R.T.FINA Pt	50	100	150	200	250	300	350	400
1.	Rebecca Adlington	(89)	Nova Cent'n	8:18.54	+ 0.78 973								
	50m 28.67	100m 59.18	150m 1:30.36	200m 2:01.51	250m 2:32.90	300m 3:04.24	350m 3:35.67	400m 4:07.12					
	28.67	30.51	31.18	31.15	31.39	31.34	31.43	31.45					
	450m 4:38.39	500m 5:09.82	550m 5:41.32	600m 6:13.24	650m 6:44.75	700m 7:16.50	750m 7:48.33	800m 8:18.54					
	31.27	31.43	31.50	31.92	31.51	31.75	31.83	30.21					
2.	Eleanor Faulkner	(93)	Co Sheffield	8:27.11	+ 0.75 924								
	50m 28.76	100m 59.89	150m 1:31.42	200m 2:03.17	250m 2:35.03	300m 3:07.08	350m 3:39.06	400m 4:11.20					
	28.76	31.13	31.53	31.75	31.86	32.05	31.98	32.14					
	450m 4:43.00	500m 5:15.07	550m 5:47.14	600m 6:19.35	650m 6:51.54	700m 7:24.18	750m 7:55.92	800m 8:27.11					
	31.80	32.07	32.07	32.21	32.19	32.64	31.74	31.19					
3.	Keri-Anne Payne	(87)	Stockport Mo	8:34.12	+ 0.68 887								
	50m 29.29	100m 1:00.66	150m 1:32.58	200m 2:04.42	250m 2:36.45	300m 3:08.47	350m 3:40.98	400m 4:13.45					
	29.29	31.37	31.92	31.84	32.03	32.02	32.51	32.47					
	450m 4:45.98	500m 5:18.42	550m 5:51.09	600m 6:23.70	650m 6:56.63	700m 7:29.48	750m 8:02.10	800m 8:34.12					
	32.53	32.44	32.67	32.61	32.93	32.85	32.62	32.02					
4.	Hannah Miley	(89)	Garioch	8:35.88	+ 0.75 878								
	50m 29.40	100m 1:01.48	150m 1:33.73	200m 2:06.19	250m 2:38.65	300m 3:11.20	350m 3:43.85	400m 4:16.51					
	29.40	32.08	32.25	32.46	32.46	32.55	32.65	32.66					
	450m 4:48.96	500m 5:21.40	550m 5:54.20	600m 6:27.03	650m 6:59.73	700m 7:32.50	750m 8:04.57	800m 8:35.88					
	32.45	32.44	32.80	32.83	32.70	32.77	32.07	31.31					
5.	Megan Gilchrist	(90)	Armada	8:39.08	+ 0.75 862								
	50m 30.72	100m 1:03.03	150m 1:35.68	200m 2:08.36	250m 2:41.05	300m 3:13.76	350m 3:46.50	400m 4:19.36					
	30.72	32.31	32.65	32.68	32.69	32.71	32.74	32.86					
	450m 4:51.88	500m 5:24.51	550m 5:56.99	600m 6:29.75	650m 7:02.21	700m 7:34.74	750m 8:07.09	800m 8:39.08					
	32.52	32.63	32.48	32.76	32.46	32.53	32.35	31.99					
6.	Danielle Hall-Jackson	(94)	Co Leeds	8:41.79	+ 0.78 849								
	50m 29.91	100m 1:01.87	150m 1:34.23	200m 2:06.80	250m 2:39.35	300m 3:11.84	350m 3:44.60	400m 4:17.29					
	29.91	31.96	32.36	32.57	32.55	32.49	32.76	32.69					
	450m 4:49.84	500m 5:22.71	550m 5:55.90	600m 6:29.27	650m 7:02.56	700m 7:36.00	750m 8:08.96	800m 8:41.79					
	32.55	32.87	33.19	33.37	33.29	33.44	32.96	32.83					
7.	Jessica Thielmann	(93)	Co Newcastle	8:42.73	+ 0.73 844								
	50m 29.39	100m 1:00.93	150m 1:33.10	200m 2:05.22	250m 2:37.61	300m 3:10.51	350m 3:43.44	400m 4:16.64					
	29.39	31.54	32.17	32.12	32.39	32.90	32.93	32.20					
	450m 4:49.69	500m 5:23.13	550m 5:56.47	600m 6:29.92	650m 7:03.32	700m 7:36.74	750m 8:10.27	800m 8:42.73					
	33.05	33.44	33.34	33.45	33.40	33.42	33.53	32.46					
8.	Lucy Charles	(93)	Hatfield	8:49.22	+ 0.74 813								
	50m 29.93	100m 1:02.37	150m 1:35.51	200m 2:08.48	250m 2:41.84	300m 3:15.45	350m 3:48.84	400m 4:22.59					
	29.93	32.44	33.14	32.97	33.36	33.61	33.39	33.75					
	450m 4:56.11	500m 5:29.69	550m 6:03.21	600m 6:36.86	650m 7:10.36	700m 7:43.81	750m 8:17.21	800m 8:49.22					
	33.52	33.58	33.52	33.65	33.50	33.45	33.40	32.01					



Results Day 6 Finals Friday 9 March 2012

EVENT 137 FINAL OF EVENT 237 Mens Open 50m Freestyle

FINA A Time 22.11 - World Top 16 Time 22.09

Full Results

Place	Name	YoB	Club	Time	R.T.FINA Pt
1.	Adam Brown	(89)	Hatfield	22.48	+ 0.68 804
2.	Craig Gibbons	(85)	Maxwell	22.56	+ 0.71 796
3.	Simon Burnett	(83)	Windsor	22.59	+ 0.63 793
4.	Robert Iddiols	(89)	Windsor	22.91	+ 0.57 760
5.	Kane Haggett	(92)	Derventio	22.92	+ 0.71 759
6.	James Disney-May	(92)	Millfield	22.96	+ 0.67 755
6.	Owen Morgan	(84)	Woking	22.96	+ 0.64 755
8.	Zachary Hayden	(87)	USA	23.01	+ 0.52 750

EVENT 244 SEMI FINAL OF EVENT 44 Womens Open 50m Freestyle

Full Results

Place	Name	YoB	Club	Time	R.T.FINA Pt
1.	Francesca Halsall	(90)	Loughboro Un	24.63	+ 0.72 894
2.	Amy Smith	(87)	Loughboro Un	25.05	+ 0.69 850
3.	Emma Wilkins	(91)	Loughboro Un	25.73	+ 0.73 784
4.	Sophie Smith	(94)	Co Leicester	25.83	+ 0.68 775
5.	Jessica Lloyd	(95)	Co Manch Aq	25.86	+ 0.72 772
6.	Georgina Heyn	(84)	Ealing	25.99	+ 0.76 761
7.	Rebecca Turner	(92)	Co Sheffield	26.13	+ 0.69 748
8.	Hannah McCarthy	(93)	Cheltenham	26.14	+ 0.69 748
9.	Hannah Keen	(86)	Hastings	26.20	+ 0.73 743
10.	Rebecca Guy	(92)	Co Manch Aq	26.28	+ 0.74 736
11.	Jessica Sylvester	(87)	Nova Cent'n	26.33	+ 0.70 732
12.	Emma Saunders	(94)	Co Manch Aq	26.40	+ 0.69 726
13.	Sian Harkin	(94)	Plymouth Lea	26.42	+ 0.68 724
14.	Mai Alland	(93)	Crawley	26.47	+ 0.68 720
15.	Laura Whitaker	(91)	Co Sheffield	26.66	+ 0.62 705
16.	Grace Vertigans	(96)	Plymouth Lea	26.73	+ 0.63 699

EVENT 146 FINAL OF EVENT 46 Womens MC 100m Breaststroke

Multi-Disability by British Disability Points

Place	Name	YoB	Club	Cat.	Time	R.T.BDPoints	50
1.	Amberley Hoar	(93)	Portsmouth N	14	1:23.21	+ 0.79 940	38.78
2.	Nicole Lough	(95)	South Tyne	14	1:23.79	+ 0.84 921	39.28
3.	Harriet Lee	(91)	Co Peterboro	9	1:21.15	+ 0.69 852	37.97
4.	Natalie Massey	(89)	Aquabears	14	1:26.34	+ 0.74 842	39.62
5.	Charlotte Henshaw	(87)	Nova Cent'n	6	1:42.85	+ 0.80 801	47.00
6.	Louise Watkin	(92)	Co Salford	9	1:22.92	+ 0.71 799	39.48
7.	Elizabeth Johnson	(85)	Bath Univ	6	1:43.32	+ 0.82 790	48.38
8.	Claire Cashmore	(88)	Co Leeds	8	1:24.04	+ 0.64 787	39.55

EVENT 147 FINAL OF EVENT 47 Mens MC 100m Breaststroke

Multi-Disability by British Disability Points

Place	Name	YoB	Club	Cat.	Time	R.T.BDPoints	50
1.	Sascha Kindred	(77)	Leominster	7	1:23.73	+ 0.83 932	39.26
2.	Thomas Young	(91)	Co Manch Aq	7	1:25.59	+ 0.91 873	39.54
3.	Scott Quin	(90)	Warrender Ba	14	1:11.82	+ 0.69 791	33.43
4.	Daniel Pepper	(89)	Stockport Mo	14	1:12.01	+ 0.68 785	32.81
5.	David Ellis	(86)	Co Manch Aq	13	1:10.50	+ 0.73 770	32.59
6.	James O'Shea	(78)	Barnet Copt	5	1:40.15	+ 0.50 763	44.77
7.	Jack Bridge	(94)	Preston	9	1:12.25	+ 0.72 761	33.50
8.	Nicholas Boylan	(84)	Co Liverpool	14	1:15.51	+ 0.70 681	34.97

Results Day 6 Finals Friday 9 March 2012

EVENT 138 FINAL OF EVENT 38 Womens Guest 800m Freestyle

Full Results

Place	Name	YoB	Club	Time	R.T.FINA Pt					
1.	Nakyeong Han	(93)	Korea	8:52.89	+ 0.79	797				
	50m 30.52	100m 1:03.11	150m 1:36.75	200m 2:10.39	250m 2:44.23	300m 3:18.20	350m 3:52.01	400m 4:25.78		
	30.52	32.59	33.64	33.64	33.84	33.97	33.81	33.77		
	450m 4:59.25	500m 5:32.79	550m 6:06.28	600m 6:40.12	650m 7:13.57	700m 7:47.24	750m 8:20.42	800m 8:52.89		
	33.47	33.54	33.49	33.84	33.45	33.67	33.18	32.47		
2.	Yunjeong Seo	(88)	Korea	8:53.61	+ 0.76	793				
	50m 30.63	100m 1:03.30	150m 1:36.74	200m 2:10.60	250m 2:44.45	300m 3:18.34	350m 3:52.21	400m 4:26.08		
	30.63	32.67	33.44	33.86	33.85	33.89	33.87	33.87		
	450m 4:59.84	500m 5:33.83	550m 6:08.13	600m 6:42.44	650m 7:16.48	700m 7:50.77	750m 8:23.95	800m 8:53.61		
	33.76	33.99	34.30	34.31	34.04	34.29	33.18	29.66		
3.	Wing Yung Tang	(92)	Hong Kong	8:55.66	+ 0.61	784				
	50m 30.33	100m 1:03.29	150m 1:36.75	200m 2:10.50	250m 2:44.19	300m 3:18.18	350m 3:52.04	400m 4:26.06		
	30.33	32.96	33.46	33.75	33.69	33.99	33.86	34.02		
	450m 4:59.59	500m 5:33.38	550m 6:06.97	600m 6:40.89	650m 7:14.74	700m 7:48.90	750m 8:22.51	800m 8:55.66		
	33.53	33.79	33.59	33.92	33.85	34.16	33.61	33.15		

EVENT 144 FINAL OF EVENT 44 Womens Guest 50m Freestyle

Full Results

Place	Name	YoB	Club	Time	R.T.FINA Pt			
1.	Marleen Veldhuis	(79)	Netherlands	24.49	+ 0.71	909		
2.	Jolien Sysmans	(92)	Belgium	25.47	+ 0.69	808		
3.	Hinkelien Schreuder	(84)	Netherlands	25.59	+ 0.68	797		
4.	Alessandra Marchioro	(93)	Brazil	25.64	+ 0.68	792		
5.	Hannah Wilson	(89)	Hong Kong	25.71	+ 0.64	786		
6.	Fan Guo	(90)	China	25.83	+ 0.73	775		
7.	Yue Li	(95)	China	25.89	+ 0.73	770		
8.	Claire Vilshed	(80)	Sweden	26.19	+ 0.70	743		



Results Day 1 Finals Saturday 3 March 2012

EVENT 101 FINAL OF EVENT 1 Mens Open 400m IM

FINA A Time 4:16.46 - World Top 16 Time 4:15.64

Full Results

Full Results

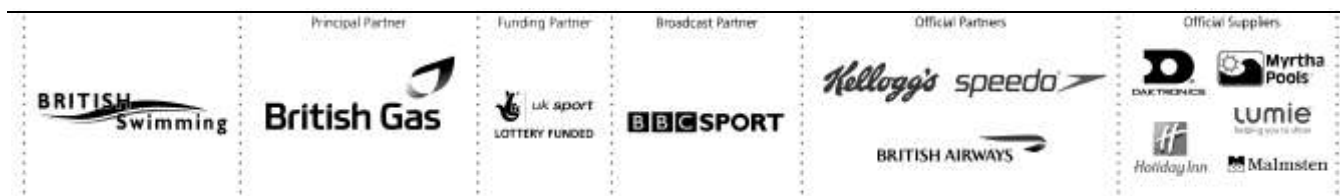
Place	Name	YoB	Club	Time	FINA Pt	
1.	Roberto Pavoni	(91)	Loughboro Un	4:12.43	901	
	50m 26.70	100m 57.27	150m 1:30.16	200m 2:02.20	250m 2:36.95	300m 3:12.44
	26.70	30.57	32.89	32.04	34.75	35.49
2.	Joseph Roebuck	(85)	Loughboro Un	4:14.48	879	
	50m 26.18	100m 56.39	150m 1:30.16	200m 2:03.94	250m 2:39.07	300m 3:14.97
	26.18	30.21	33.77	33.78	35.13	35.90
3.	Matthew Johnson	(95)	Co Sheffield	4:16.53	858	
	50m 27.04	100m 58.22	150m 1:31.42	200m 2:04.42	250m 2:40.95	300m 3:18.57
	27.04	31.18	33.20	33.00	36.53	37.62
4.	Thomas Haffield	(88)	Co Cardiff	4:16.55	858	
	50m 27.32	100m 58.34	150m 1:30.87	200m 2:02.89	250m 2:38.87	300m 3:15.39
	27.32	31.02	32.53	32.02	35.98	36.52
5.	Lewis Smith	(88)	Warrender Ba	4:18.19	842	
	50m 27.21	100m 58.07	150m 1:31.54	200m 2:04.48	250m 2:40.92	300m 3:17.81
	27.21	30.86	33.47	32.94	36.44	36.89
6.	Daniel Wallace	(93)	Warrender Ba	4:18.88	835	
	50m 26.96	100m 57.57	150m 1:30.94	200m 2:03.65	250m 2:40.00	300m 3:17.51
	26.96	30.61	33.37	32.71	36.35	37.51
7.	Xavier Mohammed	(90)	Co Cardiff	4:21.81	807	
	50m 27.57	100m 59.84	150m 1:32.82	200m 2:05.59	250m 2:41.92	300m 3:19.36
	27.57	32.27	32.98	32.77	36.33	37.44
8.	Adam Harrington	(91)	Loughboro Un	4:24.80	780	
	50m 27.48	100m 58.98	150m 1:32.52	200m 2:05.53	250m 2:42.73	300m 3:21.09
	27.48	31.50	33.54	33.01	37.20	38.36

EVENT 202 SEMI FINAL OF EVENT 2 Womens Open 100m Butterfly

Full Results

Final Results

Place	Name	YoB	Club	Time	R.T.FINA Pt	50	
1.	Ellen Gandy	(91)	Beckenham	57.47	+ 0.73	928	26.82
2.	Francesca Halsall	(90)	Loughboro Un	58.31	+ 0.69	888	26.51
3.	Jemma Lowe	(90)	Swansea Perf	58.79	+ 0.66	867	27.56
4.	Jessica Sylvester	(87)	Nova Cent'n	59.13	+ 0.73	852	27.76
5.	Rachael Kelly	(94)	Royal Wolv	59.78	+ 0.67	824	27.81
6.	Sophie Allen	(92)	Stockport Mo	59.80	+ 0.68	823	27.96
7.	Jessica Dickons	(90)	Edinburgh Un	59.98	+ 0.70	816	28.20
8.	Lucy Worrall	(92)	Stockport Mo	1:00.24	+ 0.75	805	28.00
9.	Siobhan-Marie O'Connor	(95)	Bath Univ	1:00.57	+ 0.75	792	27.98
10.	Libby Mitchell	(93)	Swansea Perf	1:00.91	+ 0.80	779	28.88
11.	Alys Thomas	(90)	Swansea Perf	1:00.92	+ 0.75	779	28.61
12.	Emma Wilkins	(91)	Loughboro Un	1:00.99	+ 0.73	776	27.89
12.	Fiona Donnelly	(95)	Nova Cent'n	1:00.99	+ 0.70	776	28.31
14.	Amanda Nugent	(91)	Co Salford	1:01.59	+ 0.73	754	29.26
15.	Tilly Gray	(91)	Loughboro Un	1:01.78	+ 0.67	747	28.58
16.	Georgia Barton	(95)	Preston	1:02.34	+ 0.74	727	29.37





Results Day 1 Finals Saturday 3 March 2012

EVENT 103 FINAL OF EVENT 3 Mens Open 400m Freestyle

FINA A Time 3:48.92 - World Top 16 Time 3:48.13

Full Results

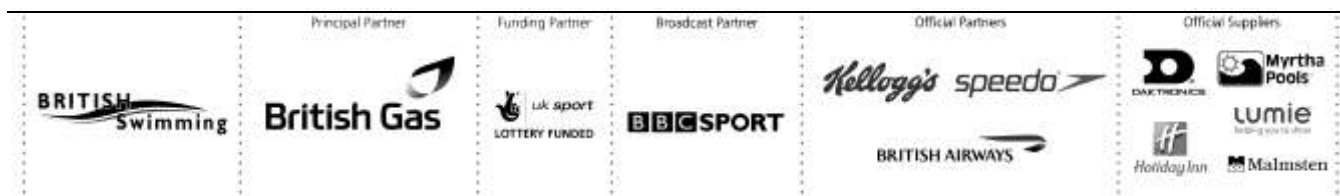
Place	Name	YoB	Club	Time	R.T.	FINA Pt				
1.	Robert Renwick	(88)	Co Glasgow	3:46.73	+ 0.66	914				
	50m 26.20	100m 54.76	150m 1:23.62	200m 1:52.67	250m 2:21.38	300m 2:50.21	350m 3:18.30	400m 3:46.73		
	26.20	28.56	28.86	29.05	28.71	28.83	28.09	28.43		
2.	David Carry	(81)	Stockport Mo	3:48.36	+ 0.68	894				
	50m 26.52	100m 55.07	150m 1:24.07	200m 1:53.33	250m 2:22.36	300m 2:51.11	350m 3:19.90	400m 3:48.36		
	26.52	28.55	29.00	29.26	29.03	28.75	28.79	28.46		
3.	Ieuan Lloyd	(93)	Co Cardiff	3:48.86	+ 0.91	889				
	50m 26.21	100m 54.94	150m 1:23.89	200m 1:52.96	250m 2:22.15	300m 2:50.92	350m 3:20.32	400m 3:48.86		
	26.21	28.73	28.95	29.07	29.19	28.77	29.40	28.54		
4.	Daniel Fogg	(87)	Loughboro Un	3:51.15	+ 0.75	862				
	50m 26.87	100m 55.92	150m 1:25.40	200m 1:55.01	250m 2:24.29	300m 2:53.77	350m 3:22.70	400m 3:51.15		
	26.87	29.05	29.48	29.61	29.28	29.48	28.93	28.45		
5.	Thomas Sunter	(92)	Co Sheffield	3:51.47	+ 0.75	859				
	50m 26.50	100m 55.25	150m 1:24.28	200m 1:55.71	250m 2:23.05	300m 2:52.54	350m 3:22.30	400m 3:51.47		
	26.50	28.75	29.03	29.43	29.34	29.49	29.76	29.17		
6.	Alfie Howes	(92)	Co Cardiff	3:53.59	+ 0.79	836				
	50m 27.06	100m 56.62	150m 1:25.76	200m 1:55.56	250m 2:25.95	300m 2:56.15	350m 3:25.37	400m 3:53.59		
	27.06	29.56	29.14	29.80	30.39	30.20	29.22	28.22		
7.	Jack Burnell	(93)	Loughboro Un	3:54.04	+ 0.68	831				
	50m 26.62	100m 55.54	150m 1:24.91	200m 1:54.48	250m 2:24.47	300m 2:54.69	350m 3:24.92	400m 3:54.04		
	26.62	28.92	29.37	29.57	29.99	30.22	30.23	29.12		
8.	Richard Charlesworth	(88)	Hatfield	3:56.85	+ 0.71	802				
	50m 27.01	100m 56.14	150m 1:25.72	200m 1:56.05	250m 2:26.32	300m 2:57.03	350m 3:27.15	400m 3:56.85		
	27.01	29.13	29.58	30.33	30.27	30.71	30.12	29.70		

EVENT 104 FINAL OF EVENT 4 Womens Open 400m IM

FINA A Time 4:41.75 - World Top 16 Time 4:40.16

Full Results

Place	Name	YoB	Club	Time	R.T.	FINA Pt				
1.	Hannah Miley	(89)	Garioch	4:32.67	+ 0.72	964				
	50m 29.84	100m 1:03.10	150m 1:37.88	200m 2:12.46	250m 2:50.39	300m 3:29.23	350m 4:01.49	400m 4:32.67		
	29.84	33.26	34.78	34.58	37.93	38.84	32.26	31.18		
2.	Aimee Willmott	(93)	Middlesboro	4:37.48	+ 0.71	915				
	50m 29.27	100m 1:02.91	150m 1:38.36	200m 2:12.99	250m 2:51.94	300m 3:32.15	350m 4:05.16	400m 4:37.48		
	29.27	33.64	35.45	34.63	38.95	40.21	33.01	32.32		
3.	Stephanie Proud	(88)	Chester Le S	4:43.10	+ 0.80	862				
	50m 30.13	100m 1:04.33	150m 1:39.45	200m 2:14.26	250m 2:55.79	300m 3:38.11	350m 4:10.83	400m 4:43.10		
	30.13	34.20	35.12	34.81	41.53	42.32	32.72	32.27		
4.	Sophie Smith	(94)	Co Leicester	4:44.41	+ 0.71	850				
	50m 29.03	100m 1:03.00	150m 1:39.56	200m 2:16.42	250m 2:57.09	300m 3:39.74	350m 4:12.29	400m 4:44.41		
	29.03	33.97	36.56	36.86	40.67	42.65	32.55	32.12		
5.	Keri-Anne Payne	(87)	Stockport Mo	4:44.74	+ 0.67	847				
	50m 29.77	100m 1:04.62	150m 1:40.43	200m 2:15.94	250m 2:56.57	300m 3:39.16	350m 4:12.13	400m 4:44.74		
	29.77	34.85	35.81	35.51	40.63	42.59	32.97	32.61		
6.	Elena Sheridan	(95)	Romford Town	4:48.61	+ 0.67	813				
	50m 29.15	100m 1:02.93	150m 1:40.05	200m 2:16.59	250m 2:57.81	300m 3:40.73	350m 4:15.38	400m 4:48.61		
	29.15	33.78	37.12	36.54	41.22	42.92	34.65	33.23		
7.	Emma Smithurst	(91)	Swansea Perf	4:49.57	+ 0.74	805				
	50m 30.98	100m 1:05.69	150m 1:42.83	200m 2:19.72	250m 3:01.60	300m 3:43.39	350m 4:17.61	400m 4:49.57		
	30.98	34.71	37.14	36.89	41.88	41.79	34.22	31.96		
8.	Sally Wood	(90)	Warrender Ba	4:49.91	+ 0.73	802				
	50m 31.75	100m 1:07.09	150m 1:45.98	200m 2:23.41	250m 3:03.76	300m 3:44.23	350m 4:17.67	400m 4:49.91		
	31.75	35.34	38.89	37.43	40.35	40.47	33.44	32.24		





Results Day 1 Finals Saturday 3 March 2012

EVENT 205 SEMI FINAL OF EVENT 5 Mens Open 100m Breaststroke

Full Results

Place	Name	YoB	Club	Time	R.T.FINA Pt	50
1.	Michael Jamieson	(88)	Edinburgh Un	1:00.66	+ 0.76	900
2.	Kristopher Gilchrist	(83)	Edinburgh Un	1:01.14	+ 0.76	879
3.	Andrew Willis	(90)	Bracknell	1:01.22	+ 0.67	876
4.	Craig Benson	(94)	Warrender Ba	1:01.23	+ 0.69	875
5.	Daniel Sliwinski	(90)	Preston	1:01.62	+ 0.68	859
6.	Richard Webb	(87)	Swansea Perf	1:01.67	+ 0.72	857
7.	Russell Smith	(91)	Stockport Mo	1:01.73	+ 0.64	854
8.	James Broady	(91)	Loughboro Un	1:01.83	+ 0.78	850
9.	Robert Holderness	(90)	Millfield	1:02.14	+ 0.65	837
10.	Adam Peaty	(94)	Co Derby	1:02.72	+ 0.64	814
11.	Zachary Hayden	(87)	USA	1:02.77	+ 0.73	812
12.	Christopher Fox	(89)	Wolv'hampton	1:02.88	+ 0.74	808
13.	Joseph Welstead	(90)	StirlingSwim	1:03.12	+ 0.68	799
14.	Jamie Ross	(87)	StirlingSwim	1:03.37	+ 0.70	789
15.	Xander Alari-Williams	(93)	Sevenoaks	1:03.61	+ 0.77	781
16.	Paul Sutherland	(90)	Bath Univ	1:03.86	+ 0.63	771

EVENT 106 FINAL OF EVENT 6 Womens MC 200m Freestyle

Multi-Disability by British Disability Points

Minimum Possibility of British Disability Points										
Place	Name	YoB	Club	Cat.	Time	R.T.	BDPoints	50	100	150
1.	Jessica-Jane Applegate	(96)	UEA Norwich	14	2:14.71	+ 0.91	996	30.53	1:05.11	1:40.36
2.	Natalie Massey	(89)	Aquabears	14	2:16.38	+ 0.74	960	31.43	1:05.77	1:41.03
3.	Chloe Davies	(98)	Trowbridge	14	2:17.86	+ 0.77	929	31.12	1:05.74	1:42.04
4.	Reagan Doig	(98)	Perth City	14	2:24.67	+ 0.89	804	33.15	1:09.58	1:47.43
5.	Amberley Hoar	(93)	Portsmouth N	14	2:25.89	+ 0.82	784	32.58	1:10.15	1:48.70
6.	Chloe Selman	(95)	Bo Barnsley	14	2:27.49	+ 0.80	759	33.85	1:11.76	1:50.93
7.	Stephanie Bird	(88)	Lstoft & OB	14	2:35.38	+ 0.72	649	33.73	1:13.03	1:54.56
8.	Helen Dolphin	(75)	East Anglian	5	3:50.15	+ 0.90	366	52.27	1:49.87	2:50.30

EVENT 107 FINAL OF EVENT 7 Mens MC 200m Freestyle

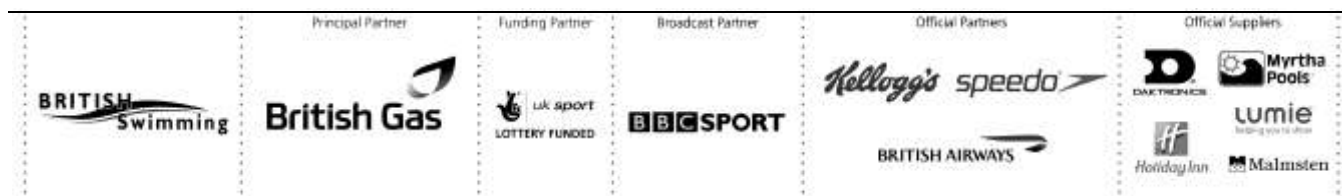
Multi-Disability by British Disability Points

Unrepeatability of British Disability Points										
Place	Name	YoB	Club	Cat.	Time	R.T.	BDPoints	50	100	150
1.	Daniel Pepper	(89)	Stockport Mo	14	2:02.73	+ 0.71	969	28.15	59.08	1:31.02
2.	Benjamin Procter	(90)	Newquay	14	2:03.21	+ 0.87	958	27.36	58.27	1:30.34
3.	Craig Rodgie	(89)	Edinburgh Un	14	2:03.63	+ 0.76	948	28.53	59.77	1:32.02
4.	Andrew Zawadzki	(93)	Nova Cent'n	14	2:12.11	+ 0.90	777	30.78	1:04.14	1:38.44
5.	Joseph Schenk	(94)	Newquay	14	2:12.59	+ 0.89	769	30.16	1:04.32	1:39.15
6.	Aaron Moores	(94)	Trowbridge	14	2:13.60	+ 0.83	751	29.52	1:03.35	1:38.57
7.	Anthony Stephens	(86)	Swansea Perf	5	2:53.22	+ 0.48	605	38.10	1:21.55	2:07.85
8.	Lyndon Longhorne	(95)	Wear Valley	5	3:22.66	+ 0.67	378	45.08	1:36.09	2:29.84

EVENT 108 FINAL OF EVENT 8 Womens MC 400m Freestyle

Multi-Disability by British Disability Points

Place	Name	YoB	Club	Cat.	Time	R.T.BDPoints	50	100	150	200	250	300	350	400
1.	Eleanor Simmonds	(94)	Swansea Perf	6	5:27.09	+ 0.84	1005	1:19.56	2:19.56	3:19.56	4:19.56	5:19.56	6:19.56	7:19.56
								40.56	1:00.56	2:00.56	3:00.56	4:00.56	5:00.56	6:00.56
2.	Hannah Russell	(96)	Guildford Ct	12	4:46.76	+ 0.80	905	1:07.03	2:07.03	3:07.03	4:07.03	5:07.03	6:07.03	7:07.03
								35.34	1:02.34	2:02.34	3:02.34	4:02.34	5:02.34	6:02.34
3.	Heather Frederiksen	(85)	Co Salford	8	5:01.69	+ 0.85	849	1:10.39	2:10.39	3:10.39	4:10.39	5:10.39	6:10.39	7:10.39
								36.43	1:05.43	2:05.43	3:05.43	4:05.43	5:05.43	6:05.43
4.	Tully Kearney	(97)	Royal Wolv	10	4:51.04	+ 0.76	827	1:09.67	2:09.67	3:09.67	4:09.67	5:09.67	6:09.67	7:09.67
								36.45	1:04.45	2:04.45	3:04.45	4:04.45	5:04.45	6:04.45
5.	Susannah Rodgers	(83)	Otter	7	5:27.39	+ 1.08	808	1:16.02	2:16.02	3:16.02	4:16.02	5:16.02	6:16.02	7:16.02
								39.75	1:11.02	2:11.02	3:11.02	4:11.02	5:11.02	6:11.02
6.	Stephanie Millward	(81)	Swansea Perf	9	4:46.73	+ 0.83	779	1:08.30	2:08.30	3:08.30	4:08.30	5:08.30	6:08.30	7:08.30
								35.64	1:03.30	2:03.30	3:03.30	4:03.30	5:03.30	6:03.30
7.	Gemma Almond	(93)	Swansea Perf	10	4:57.16	+ 0.86	777	1:10.56	2:10.56	3:10.56	4:10.56	5:10.56	6:10.56	7:10.56
								36.70	1:05.56	2:05.56	3:05.56	4:05.56	5:05.56	6:05.56
8.	Emma Cattle	(88)	Team Luton	10	5:00.53	+ 0.96	751	1:10.30	2:10.30	3:10.30	4:10.30	5:10.30	6:10.30	7:10.30
								36.86	1:05.30	2:05.30	3:05.30	4:05.30	5:05.30	6:05.30



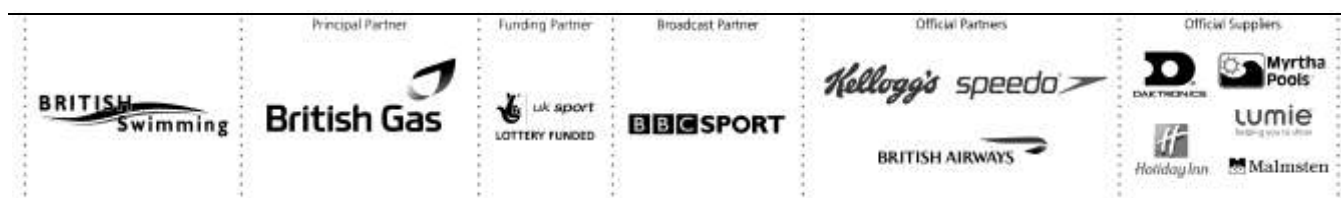


Results Day 1 Finals Saturday 3 March 2012

EVENT 109 FINAL OF EVENT 9 Mens MC 400m Freestyle

Multi-Disability by British Disability Points

Place	Name	YoB	Club	Cat.	Time	R.T.	BDPoints				
1.	Jonathan Fox	(91)	Newquay	7	4:47.46	+ 0.76	999				
	50m 32.39	100m 1:08.87	150m 1:44.70		200m 2:21.09	250m 2:57.59	300m 3:34.49	350m 4:11.38	400m 4:47.46		
	32.39	36.48	35.83		36.39	36.50	36.90	36.89	36.08		
2.	Oliver Hynd	(94)	Nova Cent'n	8	4:28.62	+ 0.85	972				
	50m 30.92	100m 1:03.76	150m 1:37.02		200m 2:11.28	250m 2:45.49	300m 3:20.07	350m 3:54.57	400m 4:28.62		
	30.92	32.84	33.26		34.26	34.21	34.58	34.50	34.05		
3.	Sam Hynd	(91)	Swansea Perf	8	4:30.52	+ 0.71	952				
	50m 31.03	100m 1:03.70	150m 1:37.19		200m 2:11.26	250m 2:45.68	300m 3:20.48	350m 3:55.59	400m 4:30.52		
	31.03	32.67	33.49		34.07	34.42	34.80	35.11	34.93		
4.	Robert Welbourn	(87)	Swansea Perf	10	4:11.72	+ 0.79	913				
	50m 28.84	100m 1:00.86	150m 1:32.71		200m 2:04.79	250m 2:36.48	300m 3:08.47	350m 3:40.23	400m 4:11.72		
	28.84	32.02	31.85		32.08	31.69	31.99	31.76	31.49		
5.	Thomas Young	(91)	Co Manch Aq	8	4:37.20	+ 0.68	884				
	50m 30.49	100m 1:03.09	150m 1:37.17		200m 2:12.44	250m 2:48.17	300m 3:25.26	350m 4:01.26	400m 4:37.20		
	30.49	32.60	34.08		35.27	35.73	37.09	36.00	35.94		
6.	Josef Craig	(97)	South Tyne	7	4:59.88	+ 0.75	880				
	50m 32.68	100m 1:09.09	150m 1:47.40		200m 2:26.71	250m 3:05.19	300m 3:43.97	350m 4:23.04	400m 4:59.88		
	32.68	36.41	38.31		39.31	38.48	38.78	39.07	36.84		
7.	Matthew Wylie	(96)	Co Sund'land	9	4:41.98	+ 0.83	757				
	50m 31.77	100m 1:06.74	150m 1:42.92		200m 2:19.51	250m 2:55.60	300m 3:31.67	350m 4:07.60	400m 4:41.98		
	31.77	34.97	36.18		36.59	36.09	36.07	35.93	34.38		
8.	Matthew Whorwood	(89)	Swansea Perf	6	5:19.34	+ 0.58	732				
	50m 36.03	100m 1:15.81	150m 1:56.27		200m 2:36.98	250m 3:17.71	300m 3:58.51	350m 4:39.60	400m 5:19.34		
	36.03	39.78	40.46		40.71	40.73	40.80	41.09	39.74		





Results Day 1 Finals Saturday 3 March 2012

EVENT 101 FINAL OF EVENT 1 Mens Guest 400m IM

Full Results

Place	Name	YoB	Club	Time	R.T.FINA Pt					
1.	Markus Rogan	(82)	Austria	4:17.60	+ 0.77					
	50m 26.90	100m 58.14	150m 1:30.99	200m 2:03.34	250m 2:38.92	300m 3:15.74	350m 3:47.28	400m 4:17.60		
	26.90	31.24	32.85	32.35	35.58	36.82	31.54	30.32		
2.	Michael Meyer	(92)	South Africa	4:21.96	+ 0.70					
	50m 27.33	100m 58.78	150m 1:32.01	200m 2:04.61	250m 2:42.70	300m 3:21.52	350m 3:53.10	400m 4:21.96		
	27.33	31.45	33.23	32.60	38.09	38.82	31.58	28.86		
3.	Alexis Santos	(92)	Portugal	4:22.41	+ 0.74					
	50m 27.57	100m 59.47	150m 1:33.73	200m 2:07.12	250m 2:44.66	300m 3:22.53	350m 3:53.79	400m 4:22.41		
	27.57	31.90	34.26	33.39	37.54	37.87	31.26	28.62		
4.	Jan David Schepers	(90)	Germany	4:22.53	+ 0.71					
	50m 27.05	100m 59.36	150m 1:34.43	200m 2:08.14	250m 2:45.05	300m 3:22.60	350m 3:54.09	400m 4:22.53		
	27.05	32.31	35.07	33.71	36.91	37.55	31.49	28.44		
5.	Haobo Wei	(95)	China	4:26.56	+ 0.62					
	50m 27.74	100m 1:00.09	150m 1:34.64	200m 2:09.85	250m 2:47.10	300m 3:24.93	350m 3:56.73	400m 4:26.56		
	27.74	32.35	34.55	35.21	37.25	37.83	31.80	29.83		
6.	Raphael Stacchiotti	(92)	Luxembourg	4:27.83	+ 0.62					
	50m 27.05	100m 59.55	150m 1:35.35	200m 2:10.25	250m 2:48.10	300m 3:25.63	350m 3:57.56	400m 4:27.83		
	27.05	32.50	35.80	34.90	37.85	37.53	31.93	30.27		
7.	Wonyong Jung	(92)	Korea	4:28.29	+ 0.68					
	50m 26.89	100m 57.78	150m 1:32.39	200m 2:07.42	250m 2:45.84	300m 3:25.19	350m 3:58.37	400m 4:28.29		
	26.89	30.89	34.61	35.03	38.42	39.35	33.18	29.92		
8.	Thiago Simon	(90)	Brazil	4:28.33	+ 0.74					
	50m 27.61	100m 1:00.37	150m 1:35.67	200m 2:10.97	250m 2:49.26	300m 3:28.04	350m 3:58.75	400m 4:28.33		
	27.61	32.76	35.30	35.30	38.29	38.78	30.71	29.58		

EVENT 102 FINAL OF EVENT 2 Womens Guest 100m Butterfly

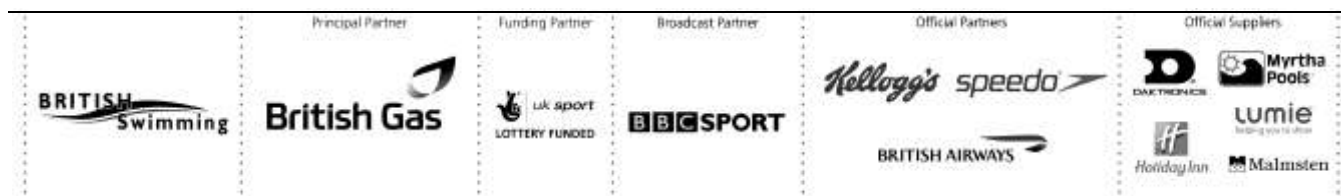
Full Results

Place	Name	YoB	Club	Time	R.T.FINA Pt	50
1.	Sarah Sjoestroem	(93)	Sweden	56.79	+ 0.71	26.41
2.	Otylia Jedrejczak	(83)	Poland	59.00	+ 0.72	27.81
3.	Li Tao	(90)	Singapore	59.14	+ 0.74	27.06
4.	Hannah Wilson	(89)	Hong Kong	59.17	+ 0.66	27.88
5.	Lyndsay De Paul	(88)	USA	59.55	+ 0.57	28.20
6.	Amanda Loots	(78)	South Africa	59.79	+ 0.71	28.26
7.	Fan Guo	(90)	China	1:00.11	+ 0.73	27.67
8.	Sara Oliveira	(85)	Portugal	1:00.39	+ 0.66	28.06

EVENT 103 FINAL OF EVENT 3 Mens Guest 400m Freestyle

Full Results

Place	Name	YoB	Club	Time	R.T.FINA Pt					
1.	Paul Biedermann	(86)	Germany	3:50.95	+ 0.75					
	50m 26.79	100m 55.53	150m 1:24.69	200m 1:54.28	250m 2:23.60	300m 2:53.37	350m 3:21.92	400m 3:50.95		
	26.79	28.74	29.16	29.59	29.32	29.77	28.55	29.03		
2.	Velimir Stjepanovic	(93)	Serbia	3:53.24	+ 0.62					
	50m 26.14	100m 54.44	150m 1:23.76	200m 1:53.84	250m 2:23.64	300m 2:53.55	350m 3:23.57	400m 3:53.24		
	26.14	28.30	29.32	30.08	29.80	29.91	30.02	29.67		
3.	Sangjin Jang	(91)	Korea	3:55.40	+ 0.74					
	50m 27.05	100m 56.48	150m 1:26.42	200m 1:56.43	250m 2:26.00	300m 2:56.03	350m 3:25.91	400m 3:55.40		
	27.05	29.43	29.94	30.01	29.57	30.03	29.88	29.49		
4.	Seokhyun Park	(95)	Korea	3:57.03	+ 0.76					
	50m 27.72	100m 58.48	150m 1:29.30	200m 1:59.82	250m 2:29.19	300m 2:59.16	350m 3:28.95	400m 3:57.03		
	27.72	30.76	30.82	30.52	29.37	29.97	29.79	28.08		
5.	Mingjian Zheng	(91)	China	4:00.24	+ 0.73					
	50m 27.71	100m 58.01	150m 1:28.46	200m 1:59.05	250m 2:30.01	300m 3:00.95	350m 3:31.50	400m 4:00.24		
	27.71	30.30	30.45	30.59	30.96	30.94	30.55	28.74		
6.	Ondrej Cermak	(87)	Czech Rep	4:02.48	+ 0.72					
	50m 27.39	100m 57.28	150m 1:28.25	200m 1:59.27	250m 2:30.57	300m 3:01.67	350m 3:32.79	400m 4:02.48		
	27.39	29.89	30.97	31.02	31.30	31.10	31.12	29.69		
7.	Stefan Sorak	(92)	Serbia	4:02.66	+ 0.71					
	50m 26.77	100m 55.93	150m 1:25.79	200m 1:56.50	250m 2:27.49	300m 2:59.01	350m 3:30.95	400m 4:02.66		
	26.77	29.16	29.86	30.71	30.99	31.52	31.94	31.71		
8.	Jeongsoo Jeong	(95)	Korea	4:02.71	+ 0.70					
	50m 27.33	100m 56.63	150m 1:26.91	200m 1:57.36	250m 2:28.39	300m 2:59.95	350m 3:30.92	400m 4:02.71		
	27.33	29.30	30.28	30.45	31.03	31.56	30.97	31.79		





Results Day 1 Finals Saturday 3 March 2012

EVENT 104 FINAL OF EVENT 4 Womens Guest 400m IM

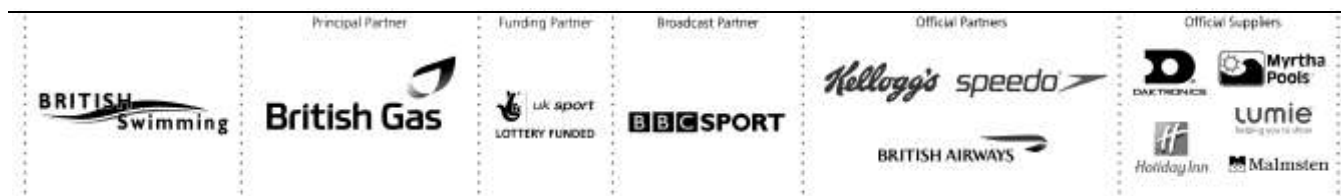
Full Results

Place	Name	YoB	Club	Time	R.T.FINA Pt	50	100	150	200	250	300	350	400
1.	Kathryn Meaklim	(89)	South Africa	4:39.98 + 0.77		28.17	1:03.74	1:39.89	2:15.81	2:55.70	3:35.47	4:08.63	4:39.98
	50m 29.53						100m 1:03.74	150m 1:39.89	200m 2:15.81	250m 2:55.70	300m 3:35.47	350m 4:08.63	400m 4:39.98
	29.53						34.21	36.15	35.92	39.89	39.77	33.16	31.35
2.	Barbora Zavadova	(93)	Czech Rep	4:41.76 + 0.74		29.03	1:04.25	1:40.34	2:15.51	2:55.69	3:36.57	4:09.56	4:41.76
	50m 30.22						100m 1:04.25	150m 1:40.34	200m 2:15.51	250m 2:55.69	300m 3:36.57	350m 4:09.56	400m 4:41.76
	30.22						34.03	36.09	35.17	40.18	40.88	32.99	32.20
3.	Grainne Murphy	(93)	Ireland	4:44.77 + 0.82		29.18	1:03.94	1:40.96	2:17.18	2:58.01	3:39.89	4:12.97	4:44.77
	50m 30.14						100m 1:03.94	150m 1:40.96	200m 2:17.18	250m 2:58.01	300m 3:39.89	350m 4:12.97	400m 4:44.77
	30.14						33.80	37.02	36.22	40.83	41.88	33.08	31.80
4.	Seoyeong Kim	(94)	Korea	4:46.56 + 0.70		29.45	1:04.83	1:41.30	2:17.45	2:58.25	3:40.02	4:14.09	4:46.56
	50m 30.02						100m 1:04.83	150m 1:41.30	200m 2:17.45	250m 2:58.25	300m 3:40.02	350m 4:14.09	400m 4:46.56
	30.02						34.81	36.47	36.15	40.80	41.77	34.07	32.47
5.	Fiona Donnelly	(95)	Nova Cent'n	4:49.57 + 0.74		29.94	1:05.69	1:42.83	2:19.72	3:01.60	3:43.39	4:17.61	4:49.57
	50m 30.98						100m 1:05.69	150m 1:42.83	200m 2:19.72	250m 3:01.60	300m 3:43.39	350m 4:17.61	400m 4:49.57
	30.98						34.71	37.14	36.89	41.88	41.79	34.22	31.96
6.	Lieke Verouden	(90)	Netherlands	4:52.11 + 0.80		29.94	1:06.58	1:45.40	2:24.34	3:04.46	3:45.64	4:19.27	4:52.11
	50m 30.63						100m 1:06.58	150m 1:45.40	200m 2:24.34	250m 3:04.46	300m 3:45.64	350m 4:19.27	400m 4:52.11
	30.63						35.95	38.82	38.94	40.12	41.18	33.63	32.84
7.	Hyerim Kim	(95)	Korea	4:56.40 + 0.75		29.94	1:05.13	1:43.21	2:21.08	3:03.80	3:47.39	4:22.42	4:56.40
	50m 30.28						100m 1:05.13	150m 1:43.21	200m 2:21.08	250m 3:03.80	300m 3:47.39	350m 4:22.42	400m 4:56.40
	30.28						34.85	38.08	37.87	42.72	43.59	35.03	33.98
8.	Veronika Kolnikova	(90)	Czech Rep	5:11.40 + 0.77		30.50	1:10.11	1:50.10	2:29.18	3:14.18	3:59.57	4:35.89	5:11.40
	50m 32.17						100m 1:10.11	150m 1:50.10	200m 2:29.18	250m 3:14.18	300m 3:59.57	350m 4:35.89	400m 5:11.40
	32.17						37.94	39.99	39.08	45.00	45.39	36.32	35.51

EVENT 105 FINAL OF EVENT 5 Mens Guest 100m Breaststroke

Full Results

Place	Name	YoB	Club	Time	R.T.FINA Pt	50
1.	Hendrik Feldwehr	(86)	Germany	1:00.48 + 0.65		28.17
2.	Xiayan Li	(89)	China	1:01.93 + 0.74		29.03
3.	Laurent Carnol	(89)	Luxembourg	1:02.55 + 0.72		29.25
4.	Kyuwoong Choi	(90)	Korea	1:02.67 + 0.67		29.18
5.	Dawid Szulich	(90)	Poland	1:02.77 + 0.70		29.45
6.	Seungcheol Oh	(93)	Korea	1:03.31 + 0.69		29.94
7.	Petr Bartunek	(91)	Czech Rep	1:03.32 + 0.61		29.25
8.	Jin Soo Kim	(87)	Korea	1:04.33 + 0.63		30.50





Results Day 2 Heats Sunday 4 March 2012

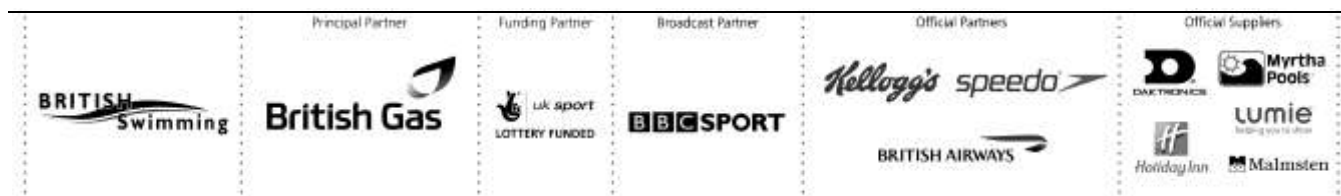
	WR	ER	GBR	FINA A	T 16
100m Backstroke	58.12	58.12	58.12	1.00.82	1.00.33

Revised

EVENT 10 Womens Open 100m Backstroke

Full Results

Place	Name	YoB	Club	Time	R.T.FINA Pt	50
1.	Gemma Spofforth	(87)	Portsmouth N	1:00.82	+ 0.65 872	30.09
2.	Jenny Mensing	(86)	Germany	1:01.44	+ 0.75 846	30.28
3.	Elizabeth Simmonds	(91)	Loughboro Un	1:01.48	+ 0.66 844	29.82
4.	Simona Baumrtova	(91)	Czech Rep	1:01.60	+ 0.57 839	30.07
5.	Ekaterina Avramova	(91)	Ealing	1:01.65	+ 0.61 837	30.16
6.	Sarah Sjoestroem	(93)	Sweden	1:01.69	+ 0.71 836	30.43
7.	Alicja Tchorz	(92)	Poland	1:01.98	+ 0.64 824	30.03
8.	Stephanie Proud	(88)	Chester Le S	1:01.99	+ 0.62 824	30.64
9.	Mie O Nielsen	(96)	Denmark	1:02.00	+ 0.66 823	30.45
10.	Lauren Quigley	(95)	Co Manch Aq	1:02.10	+ 0.62 819	30.26
11.	Karin Prinsloo	(89)	South Africa	1:02.21	+ 0.68 815	30.28
12.	Sayaka Akase	(94)	Japan	1:02.33	+ 0.71 810	30.61
13.	Jessica Fullalove	(96)	Co Manch Aq	1:02.39	+ 0.61 808	29.92
14.	Rachel Lefley	(90)	Loughboro Un	1:02.46	+ 0.63 805	30.28
15.	Katy Sexton	(82)	Street	1:02.67	+ 0.72 797	30.28
15.	Kimberly Buys	(89)	Belgium	1:02.67	+ 0.64 797	30.14
17.	Natasha Hofton	(95)	Nova Cent'n	1:02.73	+ 0.64 795	30.53
17.	Li Tao	(90)	Singapore	1:02.73	+ 0.57 795	29.97
19.	Silke Lippok	(94)	Germany	1:02.76	+ 0.67 794	30.74
20.	Charlotte McKenzie	(96)	F.I.R.S.T.	1:03.04	+ 0.55 783	30.39
21.	Michelle Coleman	(93)	Sweden	1:03.19	+ 0.70 778	30.61
22.	Katrina Alder	(91)	Loughboro Un	1:03.20	+ 0.70 777	30.38
23.	Georgia Davies	(90)	Swansea Perf	1:03.29	+ 0.65 774	30.66
24.	Isabella Hindley	(96)	Chelsea&West	1:03.42	+ 0.56 769	30.81
25.	Phoebe Lenderyou	(95)	Co Newcastle	1:03.55	+ 0.71 764	30.76
26.	Georgia Hohmann	(94)	Nova Cent'n	1:03.60	+ 0.67 763	30.87
27.	Harriet Cooper	(97)	Co Leicester	1:03.62	+ 0.63 762	31.07
28.	Jaeger Turner	(96)	Co Salford	1:03.75	+ 0.64 757	30.79
29.	Jihyun Kim	(94)	Korea	1:03.90	+ 0.54 752	30.66
30.	Mercedes Peris	(85)	Spain	1:04.05	+ 0.60 747	30.48
31.	Otylia Jedrzejczak	(83)	Poland	1:04.20	+ 0.78 741	31.40
32.	Victoria Rayson	(90)	Co Coventry	1:04.23	+ 0.64 740	31.09
33.	Chan Mi Ham	(94)	Korea	1:04.34	+ 0.73 737	31.55
34.	Lucy Hope	(97)	Kelso	1:04.48	+ 0.61 732	31.12
35.	Sanja Jovanovic	(86)	Croatia	1:04.49	+ 0.78 731	30.95
36.	Jennifer Oldham	(90)	Bath Univ	1:04.53	+ 0.67 730	31.28
37.	Petra Klosova	(86)	Czech Rep	1:04.65	+ 0.74 726	31.03
38.	Jasmijn Verhaegen	(93)	Belgium	1:04.67	+ 0.68 725	31.52
39.	Kirsty Simpson	(96)	Dun City Aqu	1:04.93	+ 0.79 717	31.69
40.	Kathryn Willis	(92)	Loughboro Un	1:05.01	+ 0.70 714	31.45
41.	Grace Vertigans	(96)	Plymouth Lea	1:05.05	+ 0.62 713	31.60
42.	Rebecca Cole	(94)	Royal Wolv	1:05.11	+ 0.63 711	31.84
43.	Daniella Whiting	(97)	Aquae Sulis	1:05.16	+ 0.56 709	31.92
44.	Shauntelle Austin	(97)	Preston	1:05.17	+ 0.71 709	31.52
45.	Danielle Stirrat	(93)	Co Cardiff	1:05.52	+ 0.69 697	32.19
46.	Chelsea Lawson	(96)	Carnegie	1:05.57	+ 0.62 696	31.71
47.	Sarah Rolko	(94)	Luxembourg	1:05.74	+ 0.69 691	31.71
48.	Emma Day	(97)	Guildford Ct	1:05.78	+ 0.62 689	31.78
49.	Danielle Baker	(98)	Plymouth Lea	1:05.85	+ 0.64 687	31.82
50.	Lucy Doherty	(96)	Co Liverpool	1:06.48	+ 0.73 668	32.10
51.	Brittany Horton	(98)	Stourbridge	1:06.77	+ 0.70 659	32.49
52.	Rosalind Cranham	(98)	Aquae Sulis	1:07.00	+ 0.66 652	32.31
53.	Kiani Campbell-Grady	(99)	Co Leeds	1:07.54	+ 0.70 637	32.68
54.	Rebecca Anderson	(98)	Bodmin	1:09.17	+ 0.60 593	33.34





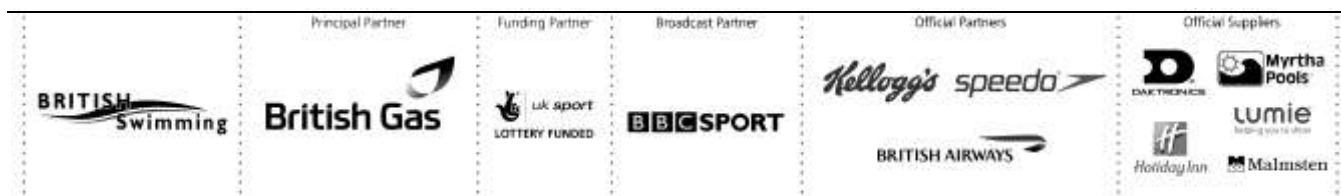
Results Day 2 Heats Sunday 4 March 2012

	WR	EUR	GBR	FINA A	T 16
200m Freestyle	1.42.00	1.42.00	1.45.99	1.47.82	1.47.37

EVENT 11 Mens Open 200m Freestyle

Full Results

Place	Name	YoB	Club	Time	R.T.	FINA Pt	50	100	150
1.	Yanmick Agnel	(92)	France	1:46.73	+ 0.66	872	24.57	51.62	1:19.12
2.	Robert Bale	(90)	Camforth	1:48.41	+ 0.67	832	25.00	52.51	1:20.60
3.	Paul Biedermann	(86)	Germany	1:48.72	+ 0.71	825	25.72	53.27	1:21.30
4.	Clement Lefert	(87)	France	1:48.76	+ 0.61	824	25.19	52.24	1:20.16
5.	Ieuan Lloyd	(93)	Co Cardiff	1:49.11	+ 0.74	816	25.02	52.70	1:21.24
6.	Robert Renwick	(88)	Co Glasgow	1:49.12	+ 0.66	816	25.61	53.15	1:21.20
7.	Ross Davenport	(84)	Loughboro Un	1:49.39	+ 0.64	810	25.25	52.53	1:20.71
8.	Tiago Venancio	(87)	Portugal	1:49.44	+ 0.68	809	25.70	53.51	1:21.27
8.	David Carry	(81)	Stockport Mo	1:49.44	+ 0.66	809	25.59	53.27	1:21.50
10.	Jak Scott	(91)	StirlingSwim	1:49.63	+ 0.64	805	25.45	53.24	1:21.20
11.	Markus Deibler	(90)	Germany	1:49.67	+ 0.71	804	25.58	53.09	1:20.96
12.	Velimir Stjepanovic	(93)	Serbia	1:49.74	+ 0.64	802	25.21	52.61	1:21.27
13.	Thomas Greenfield	(89)	Co Cardiff	1:49.86	+ 0.67	800	25.59	53.41	1:21.81
14.	Calum Jarvis	(92)	Bath Univ	1:50.03	+ 0.71	796	25.29	53.31	1:21.69
15.	Braxton Timm	(92)	Co Sheffield	1:50.14	+ 0.66	794	25.77	54.12	1:22.30
16.	Peng Wu	(87)	China	1:50.16	+ 0.67	793	25.87	54.13	1:22.68
17.	James Guy	(95)	Millfield	1:50.20	+ 0.69	792	26.18	53.97	1:22.31
18.	Steffen Deibler	(87)	Germany	1:50.34	+ 0.64	789	25.97	54.44	1:22.84
19.	Alfie Howes	(92)	Co Cardiff	1:50.57	+ 0.77	785	26.12	54.19	1:22.33
20.	Jonathan Hill	(92)	Plymouth Lea	1:50.86	+ 0.70	778	24.94	52.90	1:21.60
21.	Leith Shankland	(91)	South Africa	1:50.96	+ 0.67	776	25.25	53.60	1:22.09
22.	Lewis Coleman	(92)	Co Sheffield	1:50.97	+ 0.72	776	25.54	53.68	1:22.19
23.	Yuki Kobori	(93)	Japan	1:51.06	+ 0.63	774	25.65	54.00	1:22.95
24.	Steven Beckerleg	(89)	Plymouth Lea	1:51.08	+ 0.75	774	25.70	53.98	1:22.54
25.	Joshua Walsh	(91)	Blackburn	1:51.10	+ 0.73	773	25.84	54.18	1:22.68
26.	Stephen Milne	(94)	Perth City	1:51.43	+ 0.72	766	25.85	53.98	1:22.61
27.	Thomas Moss	(94)	Stockport Mo	1:51.50	+ 0.70	765	26.48	54.62	1:23.17
28.	Martin Verner	(80)	Czech Rep	1:51.54	+ 0.65	764	25.70	54.61	1:23.95
29.	Gareth Mills	(93)	Co Leeds	1:51.55	+ 0.74	764	26.30	54.59	1:22.97
30.	Mingjian Zheng	(91)	China	1:51.61	+ 0.73	763	26.90	55.72	1:24.75
30.	Daniel Coombs	(88)	Stockport Mo	1:51.61	+ 0.71	763	26.59	54.66	1:23.18
32.	Nimrod Shapira Bar-Or	(89)	Israel	1:51.83	+ 0.70	758	25.97	53.81	1:22.65
33.	Alex Dunk	(95)	Prescot	1:51.90	+ 0.70	757	25.83	54.35	1:23.40
34.	Joseph Patching	(94)	Plymouth Lea	1:52.19	+ 0.65	751	25.98	54.65	1:23.69
35.	Ross Douglas	(89)	Swansea Perf	1:52.25	+ 0.72	750	26.53	54.84	1:23.74
36.	Pieter Timmers	(88)	Belgium	1:52.31	+ 0.75	749	26.12	54.83	1:23.58
37.	Raphael Stacchiotti	(92)	Luxembourg	1:52.41	+ 0.63	747	26.30	55.04	1:24.28
38.	Myles Crouch-Anderson	(93)	Northampton	1:52.46	+ 0.72	746	25.82	54.05	1:23.02
39.	Stefan Sorak	(92)	Serbia	1:52.47	+ 0.68	745	25.97	54.21	1:22.72
40.	Max Jaben	(85)	Israel	1:52.56	+ 0.85	744	25.74	53.32	1:22.13
40.	Kai Wai David Wong	(89)	Hong Kong	1:52.56	+ 0.68	744	25.77	54.50	1:23.84
42.	Arthur Mendes Filho	(93)	Brazil	1:52.60	+ 0.64	743	26.40	55.20	1:24.43
42.	Joonmo Bae	(89)	Korea	1:52.60	+ 0.66	743	26.13	54.69	1:23.64
44.	Dieter Dekoninck	(91)	Belgium	1:52.79	+ 0.63	739	26.58	55.43	1:24.09
45.	Caleb Hughes	(95)	Hatfield	1:52.88	+ 0.77	737	26.20	54.38	1:24.01
46.	Thomas Barton	(94)	Co Liverpool	1:53.09	+ 0.67	733	26.29	55.11	1:24.03
47.	Michael Gunning	(94)	Beckenham	1:53.18	+ 0.71	731	26.04	53.82	1:23.08
48.	Bradley Lynch	(96)	Co Birm'ham	1:53.40	+ 0.66	727	26.70	55.78	1:24.44
49.	Ondrej Cermak	(87)	Czech Rep	1:53.59	+ 0.76	724	25.99	55.05	1:24.28
49.	Sean Leahy	(90)	Hatfield	1:53.59	+ 1.18	724	25.74	54.06	1:23.47
51.	Xavier Mohammed	(90)	Co Cardiff	1:53.64	+ 0.64	723	26.38	54.95	1:24.61
52.	Zhengchao Ye	(95)	China	1:53.79	+ 0.69	720	26.93	55.77	1:24.95
53.	Sebastien Rouault	(86)	France	1:53.91	+ 0.69	717	26.06	54.56	1:24.39
54.	Matthew Parks	(93)	Co Manch Aq	1:53.94	+ 0.64	717	26.01	54.25	1:23.64
55.	Jeongsoo Jeong	(95)	Korea	1:53.97	+ 0.71	716	26.05	54.15	1:23.55
56.	Michael Flach	(91)	USA	1:54.45	+ 0.61	707	26.00	54.51	1:24.35
57.	Junehyuck Yang	(94)	Korea	1:55.15	+ 0.59	695	26.54	55.59	1:25.77
58.	Byumgyu Kim	(94)	Korea	1:55.44	+ 0.84	689	26.44	55.99	1:26.02
59.	Jan Sefl	(90)	Czech Rep	1:55.53	+ 0.69	688	27.00	56.32	1:25.87

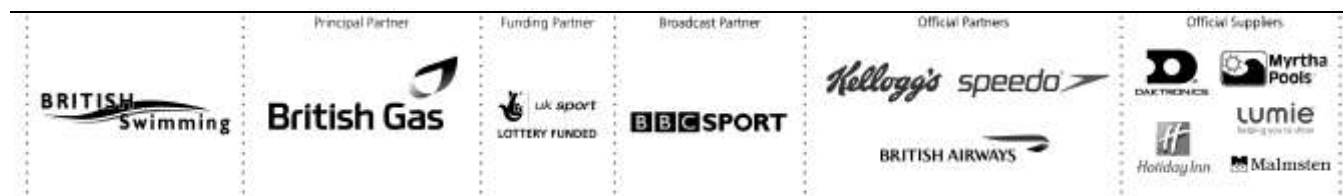




Results Day 2 Heats Sunday 4 March 2012

EVENT 11 Mens Open 200m Freestyle

60. Shaun Muscroft	(96) Co Manch Aq	1:55.65	+ 0.63	686	26.62	55.13	1:25.55
61. Allen Lindenberg	(89) Ealing	1:55.69	+ 0.76	685	25.95	54.56	1:25.22
62. Jordan Hughes	(96) N Ayrshire	1:55.73	+ 0.64	684	27.12	56.85	1:27.37
63. Seamus Stacey	(90) Ireland	1:55.78	+ 0.68	683	26.29	55.34	1:25.41
64. Benjamin Kerry	(96) Co Salford	1:56.44	+ 0.71	672	26.82	56.23	1:26.73
65. Jordan Barlow	(94) Co Liverpool	1:57.06	+ 0.61	661	26.90	55.59	1:26.09
66. Suleman Butt	(97) Aberdeen	1:57.10	+ 0.69	660	26.38	56.46	1:27.47
67. Cameron Brown	(96) Co Newport	1:57.29	+ 0.70	657	27.61	57.58	1:27.87
68. Thomas Howley	(96) Co Newcastle	1:59.22	+ 0.81	626	27.54	57.66	1:28.66





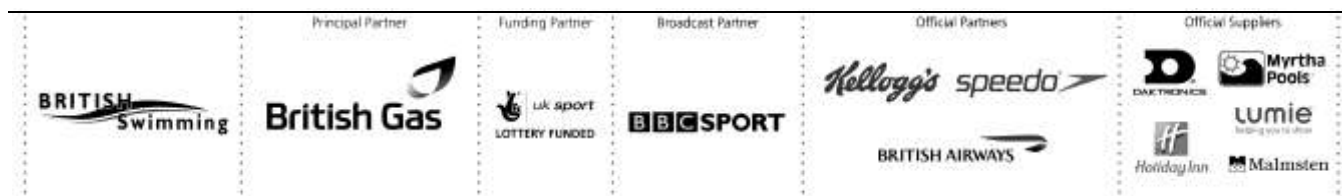
Results Day 2 Heats Sunday 4 March 2012

	WR	ER	GBR	FINA A	T 16
100m Breaststroke	1.04.45	1.05.41	1.07.56	1.08.49	1.07.90

EVENT 12 Womens Open 100m Breaststroke

Full Results

Place	Name	YoB	Club	Time	R.T.	FINA Pt	50
1.	Jennie Johansson	(88)	Sweden	1:07.10	+ 0.78	886	31.99
2.	Ruta Meilutyte	(97)	Plymouth Lea	1:08.13	+ 0.59	846	31.57
3.	Hyejin Kim	(94)	Korea	1:08.80	+ 0.70	822	32.33
4.	Kate Haywood	(87)	Loughboro Un	1:08.83	+ 0.79	820	32.04
5.	Caroline Ruhnau	(84)	Germany	1:09.01	+ 0.72	814	32.48
6.	Siobhan-Marie O'Connor	(95)	Bath Univ	1:09.15	+ 0.73	809	32.55
7.	Kanako Watanabe	(96)	Japan	1:09.16	+ 0.76	809	32.98
8.	Sophie Allen	(92)	Stockport Mo	1:09.36	+ 0.69	802	32.74
9.	Kerry Buchan	(87)	Edinburgh Un	1:09.42	+ 0.77	800	32.72
10.	Stacey Tadd	(89)	Bath Univ	1:09.46	+ 0.81	798	32.93
11.	Sylerika McMahon	(95)	Ireland	1:09.57	+ 0.68	795	32.52
12.	Keiko Fukudome	(93)	Japan	1:09.67	+ 0.74	791	33.63
13.	Suyeon Back	(91)	Korea	1:09.70	+ 0.82	790	33.10
14.	Joline Hoestman	(88)	Sweden	1:09.88	+ 0.65	784	32.93
15.	Corrie Scott	(93)	Edinburgh Un	1:09.99	+ 0.70	780	32.51
16.	Kim Janssens	(91)	Belgium	1:10.20	+ 0.66	773	32.99
17.	Sophie Taylor	(96)	Co Leeds	1:10.31	+ 0.73	770	33.24
18.	Darae Jeong	(91)	Korea	1:10.39	+ 0.77	767	33.40
19.	Fanny Lecluyse	(92)	Belgium	1:10.41	+ 0.76	766	33.13
20.	Petra Chocova	(86)	Czech Rep	1:10.43	+ 0.66	766	33.56
21.	Georgina Evans	(96)	Co Liverpool	1:10.67	+ 0.79	758	33.28
22.	Philippa Cochran	(94)	Millfield	1:10.95	+ 0.70	749	32.79
23.	Emily Jones	(95)	Garioch	1:11.20	+ 0.71	741	33.14
24.	Sara Lougher	(94)	Bridgend Cty	1:11.25	+ 0.69	740	33.51
25.	Kathryn Johnstone	(90)	Edinburgh Un	1:11.26	+ 0.71	739	32.68
26.	Rachel Ritchie	(96)	Camforth	1:11.39	+ 0.73	735	33.37
27.	Carmella Kitching	(94)	Ortus Lon	1:11.48	+ 0.71	733	33.27
28.	Rachael Wilson	(88)	Derwentside	1:11.51	+ 0.82	732	32.95
29.	Jiwon Yang	(97)	Korea	1:11.53	+ 0.70	731	33.76
30.	Georgina Heyn	(84)	Ealing	1:11.55	+ 0.78	730	33.35
31.	Jodie Hawksworth	(95)	Derventio	1:11.56	+ 0.70	730	33.53
32.	Katie Armitage	(96)	Watford	1:11.59	+ 0.70	729	33.73
33.	Anastasia Christoforou	(90)	Cyprus	1:11.67	+ 0.67	727	33.10
34.	Molly Renshaw	(96)	Derventio	1:11.76	+ 0.69	724	34.19
35.	Emma Bird	(91)	Edinburgh Un	1:11.97	+ 0.75	718	34.02
36.	Franko Jonker	(92)	South Africa	1:11.99	+ 0.82	717	34.07
37.	Lowri Tynan	(87)	Loughboro Un	1:12.07	+ 0.77	715	33.22
38.	Laura Kinley	(96)	Io Man	1:12.24	+ 0.76	710	33.15
38.	Francesca Marr	(93)	Hillingdon	1:12.24	+ 0.65	710	33.41
40.	Nadja Higl	(87)	Serbia	1:12.25	+ 0.81	709	34.40
41.	Sarah Vasey	(96)	Derventio	1:12.30	+ 0.65	708	33.41
42.	Siwen Liu	(95)	China	1:12.35	+ 0.71	706	34.09
43.	Rachael Solway	(92)	Loughboro Un	1:12.44	+ 0.54	704	33.66
44.	Andrea Strachan	(92)	Edinburgh Un	1:12.63	+ 0.69	698	33.42
45.	Rebecca Swales	(96)	Preston	1:13.08	+ 0.69	685	34.23
46.	Chloe Bean	(95)	Guildford Ct	1:13.23	+ 0.67	681	34.39
47.	Avril Kiritschenko	(92)	Co Leeds	1:13.31	+ 0.72	679	34.35
48.	Rainbow Ip	(97)	Hong Kong	1:13.33	+ 0.80	678	34.43
49.	Milly Furneaux	(96)	Dover Life	1:13.65	+ 0.74	670	34.24
50.	Hannah Wardle	(93)	Co Sheffield	1:13.77	+ 0.75	666	33.94
51.	Jessie Foster	(98)	Seagulls Swi	1:13.86	+ 0.71	664	34.78
52.	Naomi Vides	(94)	Poole	1:14.05	+ 0.66	659	34.66
53.	Abbie Wood	(99)	Derventio	1:14.27	+ 0.65	653	35.74
54.	Amber Brewer	(96)	Co Bristol	1:14.35	+ 0.73	651	34.62
55.	Bethan Sloan	(96)	Bridgend Cty	1:14.40	+ 0.82	650	34.95
56.	Katie Matts	(98)	Co Salford	1:14.84	+ 0.73	638	34.84
57.	Megan Lee	(95)	Dover Life	1:15.10	+ 0.74	632	34.87
58.	Emma Cain	(99)	Guildford Ct	1:15.28	+ 0.69	627	35.56
59.	Megan Morrison	(98)	Co Leicester	1:15.34	+ 0.77	626	35.54
60.	Victoria Hall	(98)	Co Newcastle	1:15.83	+ 0.68	613	35.81
61.	Lydia Lavallin	(98)	TauntonDeane	1:17.91	+ 0.82	566	35.79
62.	Kayley Davidson	(98)	F.I.R.S.T.	1:18.73	+ 0.64	548	36.51
	Georgia Huddleston	(98)	Wrekin Coll	DQ SA-1L			





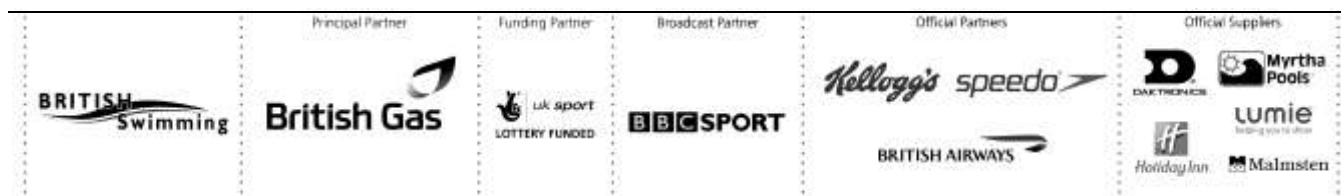
Results Day 2 Heats Sunday 4 March 2012

	WR	EUR	GBR	FINA A	T 16
100m Backstroke	51.94	52.11	52.73	54.40	54.08

EVENT 13 Mens Open 100m Backstroke

Full Results

Place	Name	YoB	Club	Time	R.T.FINA Pt	50
1.	Liam Tancock	(85)	Loughboro Un	54.72	+ 0.64 855	26.15
2.	Ryan Bennett	(90)	Preston	55.17	+ 0.57 834	26.77
3.	Marco Loughran	(89)	Guildford Ct	55.18	+ 0.60 833	27.09
4.	Chris Walker-Hebborn	(90)	Ellesmere Co	55.20	+ 0.61 833	26.67
5.	Charl Crous	(90)	South Africa	55.24	+ 0.62 831	26.60
6.	Darren Murray	(91)	South Africa	55.27	+ 0.57 829	26.90
7.	Aschwin Wildeboer	(86)	Spain	55.30	+ 0.60 828	27.25
8.	Juan Miguel Rando	(88)	Spain	55.50	+ 0.59 819	27.22
9.	Seonkwan Park	(91)	Korea	55.54	+ 0.57 817	26.79
10.	Mattias Carlsson	(90)	Sweden	55.79	+ 0.59 806	27.13
11.	Guy Barnea	(87)	Israel	55.81	+ 0.59 806	27.09
12.	Craig McNally	(92)	Warrender Ba	56.00	+ 0.60 797	27.46
13.	Nimrod Shapira Bar-Or	(89)	Israel	56.16	+ 0.65 791	27.68
14.	Christopher Dart	(90)	Bath Univ	56.28	+ 0.60 786	27.45
15.	Jonathan Carlisle	(92)	Co Sund'land	56.30	+ 0.72 785	27.36
15.	Charlie Boldison	(92)	Barnet Copt	56.30	+ 0.58 785	27.47
17.	Radoslaw Kawecki	(91)	Poland	56.39	+ 0.57 781	27.74
18.	Karl Burdis	(89)	Ireland	56.42	+ 0.58 780	27.25
19.	Samuel Straughan	(93)	Loughboro Un	56.54	+ 0.68 775	27.35
20.	Joseph Patching	(94)	Plymouth Lea	56.56	+ 0.66 774	27.50
21.	Matthew O'Brien	(83)	Bath Univ	56.69	+ 0.65 769	27.02
22.	Joonho Kim	(90)	Korea	56.77	+ 0.58 765	26.98
23.	David Gregory	(92)	Co Sheffield	56.85	+ 0.62 762	27.33
23.	Emmanuel Vanluchene	(92)	Belgium	56.85	+ 0.57 762	27.24
25.	Sam Horrocks	(94)	Co Manch Aq	56.86	+ 0.56 762	27.01
26.	Alexis Santos	(92)	Portugal	56.90	+ 0.67 760	27.50
27.	Sander Helderweirt	(91)	Belgium	57.11	+ 0.58 752	27.68
28.	Joseph Canlan-Shaw	(88)	Loughboro Un	57.17	+ 0.54 749	27.72
29.	Calum Jarvis	(92)	Bath Univ	57.22	+ 0.58 747	27.83
30.	Grant Halsall	(93)	Plymouth Lea	57.25	+ 0.66 746	27.85
31.	Martin Badura	(89)	Czech Rep	57.32	+ 0.66 744	27.50
32.	Liam Knight	(94)	Co Peterboro	57.36	+ 0.63 742	28.04
33.	Michael Meyer	(92)	South Africa	57.43	+ 0.67 739	27.97
34.	Scott Hathaway	(88)	Loughboro Un	57.46	+ 0.61 738	27.64
35.	Ian Powell	(85)	Stockport Mo	57.48	+ 0.60 737	27.83
36.	Jean Francois Schneide	(90)	Luxembourg	57.68	+ 0.55 730	27.71
37.	Joe Elwood	(93)	Co Manch Aq	57.70	+ 0.62 729	27.42
38.	Zichen Liu	(92)	Loughboro Un	57.71	+ 0.64 729	27.80
39.	Kevin Doak	(81)	USA	57.73	+ 0.57 728	27.28
40.	Andrew McGovern	(92)	Aberdeen Dol	57.78	+ 0.64 726	27.55
41.	Ashley Pattison	(93)	UEA Norwich	57.82	+ 0.59 724	28.28
41.	Bogac Ayhan	(93)	Camden Swiss	57.82	+ 0.58 724	27.85
43.	James Lovatt	(89)	Swadlincote	57.85	+ 0.66 723	27.99
44.	Kieran McGuckin	(90)	Edinburgh Un	57.86	+ 0.58 723	27.58
45.	Nathan Theodoris	(95)	Swim Swansea	58.22	+ 0.56 710	28.02
46.	Callum Shaw	(91)	Edinburgh Un	58.42	+ 0.58 702	27.89
47.	Max Litchfield	(95)	Donc Dartes	58.51	+ 0.58 699	28.13
48.	Craig Gibbons	(85)	Maxwell	58.56	+ 0.59 697	27.43
49.	Craig Langley	(93)	Co Liverpool	58.58	+ 0.67 697	28.79
50.	Lewis Smith	(93)	Swim Flint	58.68	+ 0.65 693	28.69
50.	Ramsey Haroun	(93)	Loughboro Un	58.68	+ 0.65 693	28.07
52.	Joshua Booth	(95)	Millfield	58.84	+ 0.62 687	27.90
53.	Richard Butler	(91)	Bath Univ	58.88	+ 0.58 686	28.32
54.	Alistair Maclean	(92)	Plymouth Lea	58.93	+ 0.69 684	28.87
55.	Jack Ness	(96)	Co Aberdeen	58.98	+ 0.62 682	27.77
56.	Henrique Machado	(94)	Brazil	59.20	+ 0.56 675	28.70
57.	Daniel Hussey	(95)	Wrexham	59.26	+ 0.59 673	28.71
58.	Adam Taylor	(96)	Co Sund'land	59.44	+ 0.71 667	29.39
59.	Jack Utting	(97)	UEA Norwich	59.53	+ 0.59 664	29.30
60.	Michael Gregory	(91)	Beckenham	59.91	+ 0.57 651	28.09
61.	Jordan Lamb	(96)	Fife Perform	1:00.56	+ 0.64 630	29.13
62.	Martyn Walton	(97)	Hatfield	1:00.97	+ 0.63 618	29.39
63.	Barton Townley	(96)	Plymouth Lea	1:00.99	+ 0.74 617	29.66
64.	Josh Pankhurst	(96)	East Grins'd	1:01.12	+ 0.59 613	29.50
65.	Kunmi Ogunfeibo	(97)	Beckenham	1:01.73	+ 0.68 595	29.88
66.	Lewis Robinson	(97)	Stockport Mo	1:02.53	+ 0.66 573	30.53





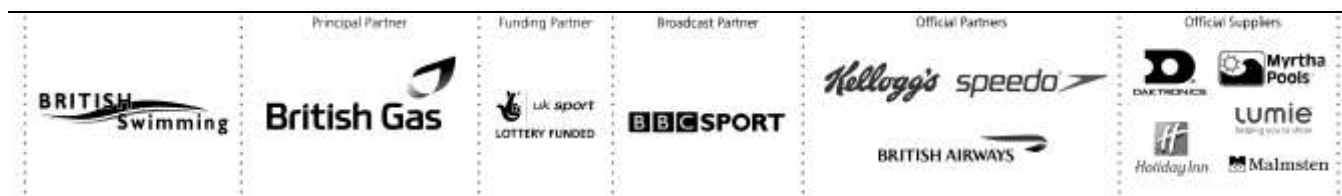
Results Day 2 Heats Sunday 4 March 2012

	WR	ER	GBR	FINA A	T 16
400m Freestyle	3.59.15	3.59.15	4.00.60	4.09.35	4.08.25

EVENT 14 Womens Open 400m Freestyle

Full Results

Place	Name	YoB	Club	Time	R.T.	FINA Pt	300m	350m	400m
1.	Camille Muffat	(89)	France	4:04.01	+ 0.70	941			
	50m 28.73	100m 59.59	150m 1:30.67	200m 2:01.81	250m 2:32.61	300m 3:03.31	350m 3:33.67	400m 4:04.01	
	28.73	30.86	31.08	31.14	30.80	30.70	30.36	30.34	
2.	Rebecca Adlington	(89)	Nova Cent'n	4:06.75	+ 0.75	910			
	50m 28.53	100m 58.91	150m 1:29.92	200m 2:01.23	250m 2:32.71	300m 3:04.49	350m 3:36.08	400m 4:06.75	
	28.53	30.38	31.01	31.31	31.48	31.78	31.59	30.67	
3.	Joanne Jackson	(86)	Loughboro Un	4:08.12	+ 0.71	895			
	50m 29.09	100m 1:00.12	150m 1:31.45	200m 2:02.83	250m 2:34.05	300m 3:05.49	350m 3:36.87	400m 4:08.12	
	29.09	31.03	31.33	31.38	31.22	31.44	31.38	31.25	
4.	Eleanor Faulkner	(93)	Co Sheffield	4:08.39	+ 0.73	892			
	50m 28.82	100m 1:00.01	150m 1:31.54	200m 2:02.93	250m 2:34.41	300m 3:05.91	350m 3:37.60	400m 4:08.39	
	28.82	31.19	31.53	31.39	31.48	31.50	31.69	30.79	
5.	Jazmin Carlin	(90)	Swansea Perf	4:09.32	+ 0.77	882			
	50m 29.27	100m 1:00.43	150m 1:31.97	200m 2:03.85	250m 2:35.23	300m 3:06.68	350m 3:38.26	400m 4:09.32	
	29.27	31.16	31.54	31.88	31.38	31.45	31.58	31.06	
6.	Lotte Friis	(88)	Denmark	4:12.73	+ 0.77	847			
	50m 28.84	100m 59.86	150m 1:31.49	200m 2:03.35	250m 2:35.63	300m 3:08.25	350m 3:40.78	400m 4:12.73	
	28.84	31.02	31.63	31.86	32.28	32.62	32.53	31.95	
7.	Sasha Matthews	(91)	Nova Cent'n	4:13.64	+ 0.74	838			
	50m 29.84	100m 1:01.45	150m 1:33.12	200m 2:05.29	250m 2:37.24	300m 3:09.66	350m 3:41.95	400m 4:13.64	
	29.84	31.61	31.67	32.17	31.95	32.42	32.29	31.69	
8.	Megan Gilchrist	(90)	Armadaale	4:13.68	+ 0.72	837			
	50m 30.01	100m 1:01.48	150m 1:33.36	200m 2:05.66	250m 2:37.40	300m 3:09.46	350m 3:41.69	400m 4:13.68	
	30.01	31.47	31.88	32.30	31.74	32.06	32.23	31.99	
9.	Lucy Ellis	(93)	StirlingSwim	4:13.93	+ 0.67	835			
	50m 29.39	100m 1:01.38	150m 1:33.35	200m 2:05.39	250m 2:37.14	300m 3:09.52	350m 3:41.78	400m 4:13.93	
	29.39	31.99	31.97	32.04	31.75	32.38	32.26	32.15	
10.	Grainne Murphy	(93)	Ireland	4:14.05	+ 0.85	834			
	50m 29.38	100m 1:00.71	150m 1:32.74	200m 2:04.97	250m 2:37.53	300m 3:10.03	350m 3:42.60	400m 4:14.05	
	29.38	31.33	32.03	32.23	32.56	32.50	32.57	31.45	
11.	Hayley Towner	(92)	Bath Univ	4:14.15	+ 0.75	833			
	50m 29.18	100m 1:00.40	150m 1:32.22	200m 2:04.61	250m 2:37.14	300m 3:09.82	350m 3:42.42	400m 4:14.15	
	29.18	31.22	31.82	32.39	32.53	32.68	32.60	31.73	
12.	Hannah Miley	(89)	Garioch	4:14.44	+ 0.70	830			
	50m 29.30	100m 1:01.01	150m 1:32.97	200m 2:05.57	250m 2:37.87	300m 3:10.63	350m 3:42.96	400m 4:14.44	
	29.30	31.71	31.96	32.60	32.30	32.76	32.33	31.48	
13.	Jessica Thielmann	(93)	Co Newcastle	4:14.80	+ 0.74	826			
	50m 28.91	100m 1:00.14	150m 1:31.96	200m 2:04.24	250m 2:36.73	300m 3:09.72	350m 3:42.50	400m 4:14.80	
	28.91	31.23	31.82	32.28	32.49	32.99	32.78	32.30	
14.	Rachael Williamson	(95)	KingstonHull	4:17.48	+ 0.83	801			
	50m 29.28	100m 1:00.98	150m 1:33.45	200m 2:06.12	250m 2:38.76	300m 3:11.61	350m 3:44.78	400m 4:17.48	
	29.28	31.70	32.47	32.67	32.64	32.85	33.17	32.70	
15.	Lucy Charles	(93)	Hatfield	4:17.59	+ 0.81	800			
	50m 29.75	100m 1:02.04	150m 1:34.52	200m 2:07.26	250m 2:40.08	300m 3:13.08	350m 3:45.79	400m 4:17.59	
	29.75	32.29	32.48	32.74	32.82	33.00	32.71	31.80	
16.	Danielle Hall-Jackson	(94)	Co Leeds	4:18.89	+ 0.76	788			
	50m 29.83	100m 1:01.82	150m 1:34.20	200m 2:06.88	250m 2:39.48	300m 3:12.71	350m 3:46.02	400m 4:18.89	
	29.83	31.99	32.38	32.68	32.60	33.23	33.31	32.87	
17.	Aisha Thornton	(91)	Loughboro Un	4:19.06	+ 0.74	786			
	50m 29.47	100m 1:01.95	150m 1:34.51	200m 2:07.22	250m 2:39.70	300m 3:12.90	350m 3:46.35	400m 4:19.06	
	29.47	32.48	32.56	32.71	32.48	33.20	33.45	32.71	
18.	Cecilie Johanesen	(90)	Norway	4:19.59	+ 0.71	781			
	50m 29.75	100m 1:02.55	150m 1:35.60	200m 2:08.94	250m 2:42.14	300m 3:15.18	350m 3:47.97	400m 4:19.59	
	29.75	32.80	33.05	33.34	33.20	33.04	32.79	31.62	
19.	Amelia Maughan	(96)	Bath Univ	4:19.88	+ 0.78	779			
	50m 29.01	100m 1:01.89	150m 1:35.40	200m 2:08.61	250m 2:42.32	300m 3:15.73	350m 3:48.07	400m 4:19.88	
	29.01	32.88	33.51	33.21	33.71	33.41	32.34	31.81	
20.	Younjeong Seo	(88)	Korea	4:20.18	+ 0.71	776			
	50m 29.77	100m 1:01.89	150m 1:34.72	200m 2:07.70	250m 2:41.48	300m 3:15.60	350m 3:49.02	400m 4:20.18	
	29.77	32.12	32.83	32.98	33.78	34.12	33.42	31.16	
21.	Nuala Murphy	(89)	Ireland	4:20.28	+ 0.68	775			
	50m 29.51	100m 1:01.22	150m 1:33.35	200m 2:05.92	250m 2:38.86	300m 3:12.47	350m 3:46.53	400m 4:20.28	
	29.51	31.71	32.13	32.57	32.94	33.61	34.06	33.75	
22.	Kristina Neves	(96)	Guernsey	4:20.56	+ 0.87	773			
	50m 30.06	100m 1:02.43	150m 1:35.49	200m 2:08.73	250m 2:42.17	300m 3:15.70	350m 3:48.82	400m 4:20.56	
	30.06	32.37	33.06	33.24	33.44	33.53	33.12	31.74	

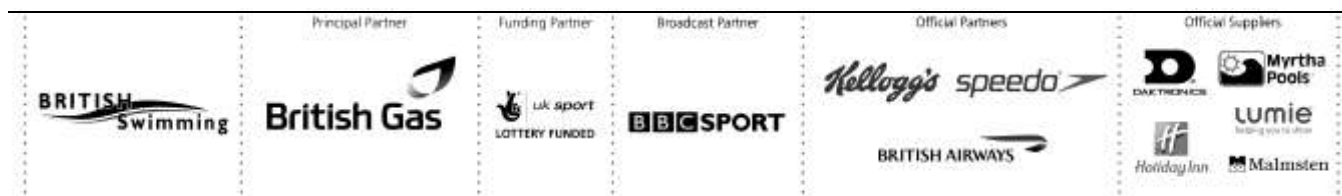




Results Day 2 Heats Sunday 4 March 2012

EVENT 14 Womens Open 400m Freestyle

23.	Anne Bochmann	(93)	Co Leeds	4:20.77	+ 0.81	771					
	50m 29.15	100m 1:00.17	150m 1:32.47	200m 2:05.40	250m 2:38.99	300m 3:13.16	350m 3:47.44	400m 4:20.77			
	29.15	31.02	32.30	32.93	33.59	34.17	34.28	33.33			
24.	Mie O Nielsen	(96)	Denmark	4:20.91	+ 0.74	770					
	50m 29.49	100m 1:01.60	150m 1:34.70	200m 2:08.13	250m 2:41.40	300m 3:14.57	350m 3:48.11	400m 4:20.91			
	29.49	32.11	33.10	33.43	33.27	33.17	33.54	32.80			
25.	Charlotte Bonnet	(95)	France	4:21.03	+ 0.69	769					
	50m 27.96	100m 58.68	150m 1:30.48	200m 2:02.99	250m 2:37.20	300m 3:11.78	350m 3:47.01	400m 4:21.03			
	27.96	30.72	31.80	32.51	34.21	34.58	35.23	34.02			
26.	Charlotte Wooliscroft	(90)	Stockport Mo	4:21.61	+ 0.83	763					
	50m 30.16	100m 1:02.06	150m 1:34.50	200m 2:07.66	250m 2:40.69	300m 3:14.35	350m 3:48.15	400m 4:21.61			
	30.16	31.90	32.44	33.16	33.03	33.66	33.80	33.46			
27.	Nakyeong Han	(93)	Korea	4:21.84	+ 0.76	761					
	50m 30.54	100m 1:02.25	150m 1:34.80	200m 2:07.82	250m 2:41.47	300m 3:15.23	350m 3:48.74	400m 4:21.84			
	30.54	31.71	32.55	33.02	33.65	33.76	33.51	33.10			
28.	Wing Yung Tang	(92)	Hong Kong	4:22.10	+ 0.66	759					
	50m 30.00	100m 1:02.40	150m 1:35.29	200m 2:08.49	250m 2:42.49	300m 3:15.95	350m 3:49.72	400m 4:22.10			
	30.00	32.40	32.89	33.20	34.00	33.46	33.77	32.38			
29.	Rebecca Murray	(97)	F.I.R.S.T.	4:22.40	+ 0.81	757					
	50m 29.70	100m 1:01.97	150m 1:35.15	200m 2:08.62	250m 2:42.17	300m 3:15.99	350m 3:49.64	400m 4:22.40			
	29.70	32.27	33.18	33.47	33.55	33.82	33.65	32.76			
29.	Sian Morgan	(94)	Co Bradford	4:22.40	+ 0.79	757					
	50m 30.27	100m 1:02.61	150m 1:35.64	200m 2:08.99	250m 2:42.45	300m 3:16.42	350m 3:49.98	400m 4:22.40			
	30.27	32.34	33.03	33.35	33.46	33.97	33.56	32.42			
31.	Lieke Verouden	(90)	Netherlands	4:22.77	+ 0.78	753					
	50m 29.32	100m 1:01.73	150m 1:34.95	200m 2:08.40	250m 2:42.01	300m 3:16.06	350m 3:50.07	400m 4:22.77			
	29.32	32.41	33.22	33.45	33.61	34.05	34.01	32.70			
32.	Fiona Donnelly	(95)	Nova Cent'n	4:23.02	+ 0.80	751					
	50m 30.20	100m 1:02.15	150m 1:34.74	200m 2:07.65	250m 2:41.05	300m 3:14.88	350m 3:49.32	400m 4:23.02			
	30.20	31.95	32.59	32.91	33.40	33.83	34.44	33.70			
33.	Lucinda Campbell	(96)	Windsor	4:24.36	+ 0.61	740					
	50m 28.99	100m 1:01.36	150m 1:34.67	200m 2:08.64	250m 2:42.51	300m 3:17.03	350m 3:51.28	400m 4:24.36			
	28.99	32.37	33.31	33.97	33.87	34.52	34.25	33.08			
34.	Grace Dennis	(96)	KingstonHull	4:24.61	+ 0.89	738					
	50m 29.78	100m 1:02.25	150m 1:35.40	200m 2:09.46	250m 2:42.95	300m 3:17.32	350m 3:51.05	400m 4:24.61			
	29.78	32.47	33.15	34.06	33.49	34.37	33.73	33.56			
35.	Chloe Waddell	(97)	SwimTrafford	4:24.83	+ 0.77	736					
	50m 29.54	100m 1:02.35	150m 1:35.45	200m 2:09.21	250m 2:43.02	300m 3:17.44	350m 3:51.54	400m 4:24.83			
	29.54	32.81	33.10	33.76	33.81	34.42	34.10	33.29			
36.	Francesca Hay	(96)	Nova Cent'n	4:25.18	+ 0.87	733					
	50m 30.60	100m 1:03.27	150m 1:36.62	200m 2:10.31	250m 2:44.08	300m 3:18.19	350m 3:52.09	400m 4:25.18			
	30.60	32.67	33.35	33.69	33.77	34.11	33.90	33.09			
37.	Bearnna Close	(97)	Co Manch Aq	4:25.48	+ 0.72	730					
	50m 29.25	100m 1:02.54	150m 1:35.98	200m 2:10.30	250m 2:44.10	300m 3:18.79	350m 3:52.95	400m 4:25.48			
	29.25	33.29	33.44	34.32	33.80	34.69	34.16	32.53			
38.	Victoria Garlick	(94)	Co Manch Aq	4:25.60	+ 0.81	730					
	50m 29.71	100m 1:02.88	150m 1:36.53	200m 2:10.33	250m 2:44.14	300m 3:18.25	350m 3:52.64	400m 4:25.60			
	29.71	33.17	33.65	33.80	33.81	34.11	34.39	32.96			
39.	Emily Knowles-Jones	(96)	Stockport Mo	4:27.75	+ 0.70	712					
	50m 29.24	100m 1:01.58	150m 1:34.62	200m 2:08.63	250m 2:43.04	300m 3:17.79	350m 3:53.08	400m 4:27.75			
	29.24	32.34	33.04	34.01	34.41	34.75	35.29	34.67			
40.	Rachel Martin	(95)	Nova Cent'n	4:28.02	+ 0.74	710					
	50m 29.81	100m 1:03.14	150m 1:36.71	200m 2:10.87	250m 2:45.11	300m 3:19.63	350m 3:54.28	400m 4:28.02			
	29.81	33.33	33.57	34.16	34.24	34.52	34.65	33.74			
41.	Megan Bowen	(97)	Dinnaton	4:28.33	+ 0.74	707					
	50m 29.81	100m 1:02.85	150m 1:36.90	200m 2:11.02	250m 2:45.56	300m 3:19.96	350m 3:54.38	400m 4:28.33			
	29.81	33.04	34.05	34.12	34.54	34.40	34.42	33.95			
42.	Siwan Thomas-Howells	(97)	Swim Swansea	4:28.94	+ 0.81	703					
	50m 29.73	100m 1:02.39	150m 1:35.66	200m 2:09.39	250m 2:43.76	300m 3:18.65	350m 3:54.31	400m 4:28.94			
	29.73	32.66	33.27	33.73	34.37	34.89	35.66	34.63			
43.	Sophie Hall	(98)	Gloucester	4:30.65	+ 0.70	689					
	50m 30.37	100m 1:03.76	150m 1:38.32	200m 2:13.35	250m 2:48.33	300m 3:23.43	350m 3:57.99	400m 4:30.65			
	30.37	33.39	34.56	35.03	34.98	35.10	34.56	32.66			
44.	Emma Burns	(98)	Bolton Metro	4:30.97	+ 0.81	687					
	50m 31.41	100m 1:04.99	150m 1:39.40	200m 2:14.11	250m 2:48.27	300m 3:23.52	350m 3:57.72	400m 4:30.97			
	31.41	33.58	34.41	34.71	34.16	35.25	34.20	33.25			
45.	Rosie Rudin	(98)	Nova Cent'n	4:31.58	+ 0.77	682					
	50m 31.23	100m 1:04.43	150m 1:38.72	200m 2:13.29	250m 2:47.99	300m 3:22.95	350m 3:57.59	400m 4:31.58			
	31.23	33.20	34.29	34.57	34.70	34.96	34.64	33.99			
46.	Elisha McCrory	(97)	Derwentside	4:31.88	+ 0.81	680					
	50m 29.67	100m 1:02.85	150m 1:37.28	200m 2:12.23	250m 2:47.10	300m 3:22.79	350m 3:58.34	400m 4:31.88			
	29.67	33.18	34.43	34.95	34.87	35.69	35.55	33.54			

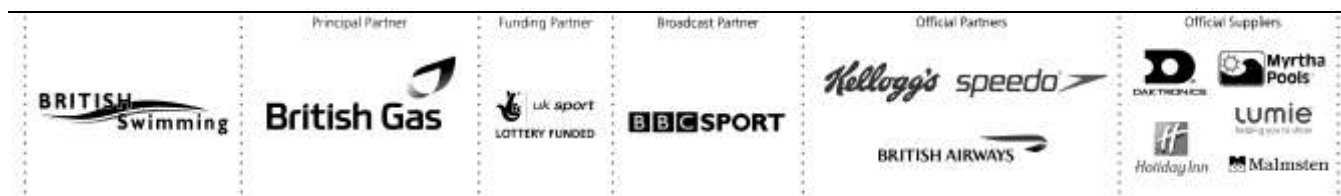




Results Day 2 Heats Sunday 4 March 2012

EVENT 14 Womens Open 400m Freestyle

47. Georgia Darwent	(98) Newburn	4:32.19	+ 0.74	678					
50m 30.71	100m 1:04.33	150m 1:38.91	200m 2:13.81	250m 2:48.56	300m 3:23.61	350m 3:58.53	400m 4:32.19		
30.71	33.62	34.58	34.90	34.75	35.05	34.92	33.66		
48. Sarah Correa	(92) Brazil	4:32.65	+ 0.79	674					
50m 30.80	100m 1:04.18	150m 1:38.48	200m 2:12.95	250m 2:47.62	300m 3:22.50	350m 3:57.47	400m 4:32.65		
30.80	33.38	34.30	34.47	34.67	34.88	34.97	35.18		
49. Marcella Aris	(95) St Felix Sch	4:34.11	+ 0.78	664					
50m 30.36	100m 1:03.97	150m 1:38.45	200m 2:13.70	250m 2:48.94	300m 3:24.41	350m 3:59.85	400m 4:34.11		
30.36	33.61	34.48	35.25	35.24	35.47	35.44	34.26		
50. Nicola Pasquire	(98) Modernians	4:34.16	+ 0.79	663					
50m 30.65	100m 1:04.83	150m 1:39.90	200m 2:15.06	250m 2:49.89	300m 3:25.14	350m 4:00.19	400m 4:34.16		
30.65	34.18	35.07	35.16	34.83	35.25	35.05	33.97		
51. Veronika Kolnikova	(90) Czech Rep	4:34.57	+ 0.82	660					
50m 30.49	100m 1:04.21	150m 1:39.16	200m 2:14.21	250m 2:49.48	300m 3:24.69	350m 4:00.12	400m 4:34.57		
30.49	33.72	34.95	35.05	35.27	35.21	35.43	34.45		
52. Jennifer King	(98) N Ayrshire	4:35.47	+ 0.87	654					
50m 30.63	100m 1:04.44	150m 1:39.48	200m 2:15.13	250m 2:50.32	300m 3:26.21	350m 4:01.48	400m 4:35.47		
30.63	33.81	35.04	35.65	35.19	35.89	35.27	33.99		



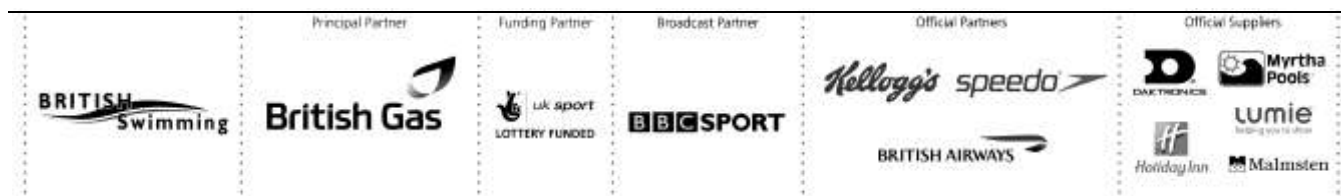


Results Day 2 Heats Sunday 4 March 2012

EVENT 15 Mens MC 100m Backstroke

Multi-Disability by British Disability Points

Place	Name	YoB	Club	Cat.	Time	R.T.	BDPoints	50
1.	Jonathan Fox	(91)	Newquay	7	1:11.66	+ 0.72	1012	33.86
2.	Aaron Moores	(94)	Trowbridge	14	1:05.74	+ 0.63	914	31.98
3.	James Crisp	(82)	Co Sheffield	9	1:04.03	+ 0.73	901	30.93
4.	Craig Rodgie	(89)	Edinburgh Un	14	1:06.86	+ 0.64	869	31.96
5.	Benjamin Procter	(90)	Newquay	14	1:07.15	+ 0.70	858	32.10
6.	Morgyn Peters	(96)	Millfield	9	1:06.19	+ 0.66	816	31.37
7.	Thomas Young	(91)	Co Manch Aq	8	1:09.35	+ 0.66	811	34.35
8.	Jack Thomas	(95)	Swansea Perf	14	1:08.53	+ 0.73	807	33.18
8.	Sean Fraser	(90)	Warrender Ba	8	1:09.46	+ 0.63	807	33.92
10.	David Hill	(89)	Bath Univ	9	1:07.57	+ 0.69	767	31.35
11.	James Hollis	(94)	Epping For't	10	1:07.79	+ 0.73	713	32.48
12.	Andrew Zawadzki	(93)	Nova Cent'n	14	1:11.59	+ 0.83	708	34.78
13.	Jason Ridgley	(93)	Thurso	10	1:08.16	+ 0.57	701	31.97
14.	Mark Chard	(95)	UEA Norwich	14	1:12.29	+ 0.75	687	34.64
15.	Craig Harris	(99)	Swindon Dolp	14	1:12.83	+ 0.73	672	35.15
16.	Sam Bradley	(93)	Team Luton	7	1:22.56	+ 0.69	662	40.05
17.	Ryan Crouch	(94)	teamipswich	10	1:09.68	+ 0.69	656	33.59
18.	Robert Dalglish	(95)	Livingston	10	1:09.84	+ 0.70	652	33.42
19.	Jack Bridge	(94)	Preston	10	1:10.38	+ 0.67	637	34.08
20.	Andrew Gould	(95)	Sheffield C	10	1:11.05	+ 0.77	619	33.41
21.	Joseph Schenk	(94)	Newquay	14	1:15.40	+ 0.69	606	36.99
22.	Scott Quin	(90)	Warrender Ba	14	1:15.84	+ 0.60	595	36.48
23.	Matthew Wylie	(96)	Co Sund'land	9	1:16.48	+ 0.81	529	37.59
24.	Thomas Hempenstall	(91)	Co St Albans	14	1:19.11	+ 0.82	525	38.55
25.	James Pout	(96)	Co Liverpool	8	1:20.43	+ 0.77	520	39.64
26.	Grant Taylor	(94)	Cockermouth	8	1:20.46	+ 0.80	519	38.23
27.	Michael Jones	(94)	Kelly Coll	8	1:21.50	+ 0.90	500	38.93
28.	Christopher Currie	(94)	Co Oxford	14	1:21.00	+ 0.49	489	40.10



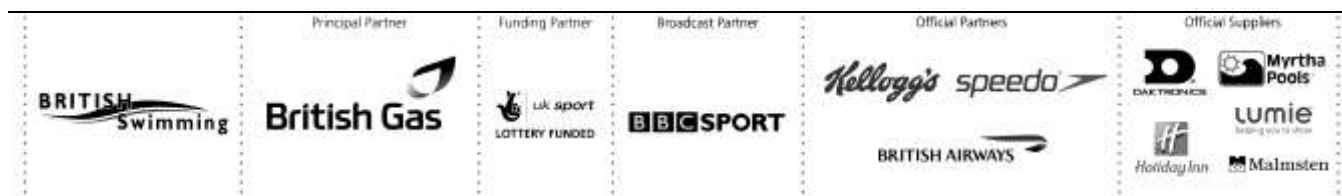


Results Day 2 Heats Sunday 4 March 2012

EVENT 16 Womens MC 100m Backstroke

Multi-Disability by British Disability Points

Place	Name	YoB	Club	Cat.	Time	R.T.	BDPoints	50
1.	Stephanie Millward	(81)	Swansea Perf	9	1:11.23	+ 0.71	921	34.30
2.	Nyree Kindred	(80)	Leominster	6	1:29.38	+ 0.92	918	44.71
3.	Hannah Russell	(96)	Guildford Ct	12	1:11.22	+ 0.60	905	33.40
4.	Susannah Rodgers	(83)	Otter	7	1:27.19	+ 0.78	869	42.07
5.	Natalie Massey	(89)	Aquabears	14	1:13.48	+ 0.57	856	35.79
6.	Chloe Davies	(98)	Trowbridge	14	1:13.49	+ 0.71	855	35.78
7.	Amberley Hoar	(93)	Portsmouth N	14	1:13.95	+ 0.66	839	35.95
8.	Jessica-Jane Applegate	(96)	UEA Norwich	14	1:14.12	+ 0.70	834	35.85
9.	Chloe Selman	(95)	Bo Barnsley	14	1:15.59	+ 1.10	786	36.97
10.	Heather Frederiksen	(85)	Co Salford	8	1:20.78	+ 0.79	780	38.58
11.	Emma Cattle	(88)	Team Luton	10	1:13.00	+ 0.72	755	36.14
12.	Louise Watkin	(92)	Co Salford	9	1:16.76	+ 0.72	736	37.54
13.	Amy Marren	(98)	Romford Town	9	1:17.02	+ 0.80	728	36.53
14.	Lauren Steadman	(92)	Portsmouth N	9	1:18.73	+ 0.72	682	38.16
15.	Eleni Papadopoulos	(92)	Co Manch Aq	10	1:15.98	+ 0.58	670	37.07
16.	Katie Nesbitt	(98)	UEA Norwich	14	1:20.24	+ 0.70	657	39.16
17.	Reagan Doig	(98)	Perth City	14	1:22.84	+ 0.93	597	39.60
18.	Jan Langton	(86)	Kelly Coll	6	1:43.22	+ 0.90	596	51.51
19.	Claire Warne	(93)	Team Luton	6	1:43.55	+ 0.71	590	51.08
20.	Elizabeth Johnson	(85)	Bath Univ	6	1:44.07	+ 0.78	582	49.93
21.	Nicole Lough	(95)	South Tyne	14	1:24.12	+ 0.93	570	40.90
22.	Stephanie Bird	(88)	Lstoft & OB	14	1:24.65	+ 0.76	560	39.50
23.	Alice Tai	(99)	Seagulls Swi	10	1:21.14	+ 0.71	550	40.18
24.	Lucy Chenery	(95)	Co Milton K	14	1:31.56	+ 0.64	442	43.56
25.	Megan Richter	(00)	Orion	9	1:31.46	+ 0.73	435	42.98





Results Day 2 Finals Sunday 4 March 2012

EVENT 102 FINAL OF EVENT 202 Womens Open 100m Butterfly

FINA A Time 58.70 - World Top 16 Time 58.57

Full Results

Place	Name	YoB	Club	Time	R.T.FINA Pt	50
1.	Ellen Gandy	(91)	Beckenham	57.25	+ 0.72 938	26.68
2.	Francesca Halsall	(90)	Loughboro Un	57.56	+ 0.71 923	26.41
3.	Jemma Lowe	(90)	Swansea Perf	58.06	+ 0.66 900	27.48
4.	Jessica Sylvester	(87)	Nova Cent'n	59.43	+ 0.71 839	27.69
5.	Rachael Kelly	(94)	Royal Wolv	1:00.11	+ 0.72 811	28.04
6.	Jessica Dickons	(90)	Edinburgh Un	1:00.33	+ 0.70 802	28.08
7.	Lucy Worrall	(92)	Stockport Mo	1:00.72	+ 0.73 786	27.71
8.	Libby Mitchell	(93)	Swansea Perf	1:01.00	+ 0.54 776	28.52

EVENT 211 SEMI FINAL OF EVENT 11 Mens Open 200m Freestyle

Full Results

Place	Name	YoB	Club	Time	R.T.FINA Pt	50	100	150
1.	Robert Renwick	(88)	Co Glasgow	1:47.25	+ 0.68 860	25.09	52.29	1:19.63
2.	Ieuan Lloyd	(93)	Co Cardiff	1:47.84	+ 0.72 846	25.26	53.02	1:20.31
3.	Robert Bale	(90)	Camforth	1:48.39	+ 0.71 833	25.33	52.87	1:20.88
4.	Ross Davenport	(84)	Loughboro Un	1:48.43	+ 0.67 832	25.20	52.23	1:20.09
5.	Jak Scott	(91)	StirlingSwim	1:48.55	+ 0.66 829	25.31	53.12	1:20.83
6.	David Carry	(81)	Stockport Mo	1:48.61	+ 0.69 828	25.53	53.13	1:20.89
7.	Alfie Howes	(92)	Co Cardiff	1:49.41	+ 0.80 810	26.06	54.00	1:21.64
8.	Thomas Greenfield	(89)	Co Cardiff	1:49.45	+ 0.67 809	25.66	53.28	1:21.37
9.	Calum Jarvis	(92)	Bath Univ	1:49.55	+ 0.69 807	25.79	53.40	1:21.53
10.	Joshua Walsh	(91)	Blackburn	1:49.81	+ 0.73 801	25.53	52.83	1:21.07
11.	Braxton Timm	(92)	Co Sheffield	1:49.98	+ 0.62 797	25.65	53.57	1:21.59
12.	Lewis Coleman	(92)	Co Sheffield	1:50.35	+ 0.73 789	25.45	53.26	1:22.06
13.	James Guy	(95)	Millfield	1:50.38	+ 0.66 789	25.84	53.94	1:22.33
14.	Steven Beckerleg	(89)	Plymouth Lea	1:50.61	+ 0.66 784	25.53	53.57	1:22.00
15.	Jonathan Hill	(92)	Plymouth Lea	1:51.05	+ 0.76 774	25.27	53.51	1:22.11
16.	Stephen Milne	(94)	Perth City	1:52.18	+ 0.73 751	25.67	54.04	1:23.30

EVENT 212 SEMI FINAL OF EVENT 12 Womens Open 100m Breaststroke

Full Results

Place	Name	YoB	Club	Time	R.T.FINA Pt	50
1.	Sophie Allen	(92)	Stockport Mo	1:08.44	+ 0.67 835	32.64
2.	Kate Haywood	(87)	Loughboro Un	1:08.46	+ 0.79 834	31.80
3.	Kerry Buchan	(87)	Edinburgh Un	1:09.16	+ 0.78 809	32.57
4.	Stacey Tadd	(89)	Bath Univ	1:09.18	+ 0.79 808	32.79
5.	Siobhan-Marie O'Connor	(95)	Bath Univ	1:10.11	+ 0.72 776	32.82
6.	Rachael Wilson	(88)	Derwentside	1:10.17	+ 0.64 774	32.87
7.	Sophie Taylor	(96)	Co Leeds	1:10.39	+ 0.75 767	33.07
8.	Sara Lougher	(94)	Bridgend Cty	1:10.56	+ 0.67 762	32.57
9.	Corrie Scott	(93)	Edinburgh Un	1:10.61	+ 0.71 760	32.65
10.	Georgina Evans	(96)	Co Liverpool	1:10.79	+ 0.76 754	33.00
11.	Kathryn Johnstone	(90)	Edinburgh Un	1:10.90	+ 0.75 751	32.29
12.	Philippa Cochran	(94)	Millfield	1:11.24	+ 0.70 740	32.99
13.	Carmella Kitching	(94)	Ortus Lon	1:11.36	+ 0.70 736	32.97
14.	Rachel Ritchie	(96)	Camforth	1:11.45	+ 0.75 733	33.13
15.	Georgina Heyn	(84)	Ealing	1:11.57	+ 0.74 730	33.28
16.	Emily Jones	(95)	Garioch	1:11.72	+ 0.69 725	33.09

EVENT 105 FINAL OF EVENT 205 Mens Open 100m Breaststroke

FINA A Time 1:00.79 - World Top 16 Time 1:00.50

Full Results

Place	Name	YoB	Club	Time	R.T.FINA Pt	50
1.	Daniel Sliwinski	(90)	Preston	1:00.09	+ 0.69 926	27.78
2.	Craig Benson	(94)	Warrender Ba	1:00.47	+ 0.67 909	28.39
3.	Michael Jamieson	(88)	Edinburgh Un	1:00.50	+ 0.72 907	28.79
4.	Andrew Willis	(90)	Bracknell	1:01.34	+ 0.70 870	28.69
5.	Kristopher Gilchrist	(83)	Edinburgh Un	1:01.50	+ 0.72 864	28.77
6.	Richard Webb	(87)	Swansea Perf	1:01.59	+ 0.69 860	28.85
7.	Russell Smith	(91)	Stockport Mo	1:01.75	+ 0.63 853	28.45
8.	James Broady	(91)	Loughboro Un	1:02.04	+ 0.75 841	29.19

Principal Partner		Funding Partner	Broadcast Partner	Official Partners	Official Suppliers



Results Day 2 Finals Sunday 4 March 2012

EVENT 114 FINAL OF EVENT 14 Womens Open 400m Freestyle

FINA A Time 4:09.35 - World Top 16 Time 4:08.25

Full Results

Place	Name	YoB	Club	Time	R.T.	FINA Pt					
1.	Rebecca Adlington	(89)	Nova Cent'n	4:02.35	+ 0.75	960					
	50m 28.40	100m 58.63	150m 1:29.07	200m 1:59.97	250m 2:30.75	300m 3:01.75	350m 3:32.52	400m 4:02.35			
	28.40	30.23	30.44	30.90	30.78	31.00	30.77	29.83			
2.	Joanne Jackson	(86)	Loughboro Un	4:06.47	+ 0.76	913					
	50m 28.83	100m 59.83	150m 1:30.58	200m 2:01.61	250m 2:32.36	300m 3:03.43	350m 3:35.00	400m 4:06.47			
	28.83	31.00	30.75	31.03	30.75	31.07	31.57	31.47			
3.	Eleanor Faulkner	(93)	Co Sheffield	4:07.25	+ 0.70	904					
	50m 28.72	100m 59.31	150m 1:30.47	200m 2:01.73	250m 2:33.32	300m 3:05.00	350m 3:36.45	400m 4:07.25			
	28.72	30.59	31.16	31.26	31.59	31.68	31.45	30.80			
4.	Jazmin Carlin	(90)	Swansea Perf	4:07.56	+ 0.78	901					
	50m 29.47	100m 1:00.45	150m 1:31.63	200m 2:03.43	250m 2:34.53	300m 3:05.91	350m 3:37.13	400m 4:07.56			
	29.47	30.98	31.18	31.80	31.10	31.38	31.22	30.43			
5.	Megan Gilchrist	(90)	Armada	4:12.37	+ 0.74	850					
	50m 30.08	100m 1:01.50	150m 1:33.27	200m 2:05.09	250m 2:36.92	300m 3:08.76	350m 3:40.75	400m 4:12.37			
	30.08	31.42	31.77	31.82	31.83	31.84	31.99	31.62			
6.	Sasha Matthews	(91)	Nova Cent'n	4:12.42	+ 0.74	850					
	50m 28.94	100m 1:00.03	150m 1:31.81	200m 2:03.89	250m 2:35.93	300m 3:08.39	350m 3:40.79	400m 4:12.42			
	28.94	31.09	31.78	32.08	32.04	32.46	32.40	31.63			
7.	Lucy Ellis	(93)	StirlingSwim	4:12.67	+ 0.68	847					
	50m 29.17	100m 1:00.73	150m 1:32.43	200m 2:04.52	250m 2:36.42	300m 3:08.95	350m 3:41.05	400m 4:12.67			
	29.17	31.56	31.70	32.09	31.90	32.53	32.10	31.62			
8.	Hayley Townner	(92)	Bath Univ	4:17.26	+ 0.73	803					
	50m 29.33	100m 1:00.39	150m 1:32.30	200m 2:04.65	250m 2:37.23	300m 3:10.42	350m 3:43.92	400m 4:17.26			
	29.33	31.06	31.91	32.35	32.58	33.19	33.50	33.34			

EVENT 213 SEMI FINAL OF EVENT 13 Mens Open 100m Backstroke

Full Results

Place	Name	YoB	Club	Time	R.T.	FINA Pt	50
1.	Liam Tancock	(85)	Loughboro Un	54.47	+ 0.64	867	25.70
2.	Chris Walker-Hebborn	(90)	Ellesmere Co	54.82	+ 0.59	850	26.37
3.	Ryan Bennett	(90)	Preston	55.05	+ 0.57	839	26.86
4.	Marco Loughran	(89)	Guildford Ct	55.14	+ 0.58	835	26.62
5.	Jonathan Carlisle	(92)	Co Sund'land	55.80	+ 0.64	806	27.14
6.	Charlie Boldison	(92)	Barnet Copt	56.20	+ 0.57	789	27.39
7.	Craig McNally	(92)	Warrender Ba	56.21	+ 0.57	788	27.24
8.	David Gregory	(92)	Co Sheffield	56.63	+ 0.64	771	27.51
9.	Christopher Dart	(90)	Bath Univ	56.70	+ 0.59	768	27.52
10.	Grant Halsall	(93)	Plymouth Lea	56.80	+ 0.67	764	27.66
11.	Samuel Straughan	(93)	Loughboro Un	56.82	+ 0.67	763	27.45
12.	Joseph Canlan-Shaw	(88)	Loughboro Un	56.90	+ 0.53	760	27.66
12.	Matthew O'Brien	(83)	Bath Univ	56.90	+ 0.65	760	27.66
14.	Liam Knight	(94)	Co Peterboro	57.11	+ 0.64	752	27.74
15.	Joseph Patching	(94)	Plymouth Lea	57.20	+ 0.61	748	27.39
16.	Sam Horrocks	(94)	Co Manch Aq	58.48	+ 0.56	700	27.05

EVENT 210 SEMI FINAL OF EVENT 10 Womens Open 100m Backstroke

Full Results

Place	Name	YoB	Club	Time	R.T.	FINA Pt	50
1.	Elizabeth Simmonds	(91)	Loughboro Un	1:00.53	+ 0.65	885	29.21
2.	Georgia Davies	(90)	Swansea Perf	1:00.79	+ 0.62	873	29.62
3.	Gemma Spofforth	(87)	Portsmouth N	1:01.19	+ 0.70	856	30.03
4.	Lauren Quigley	(95)	Co Manch Aq	1:01.33	+ 0.63	851	29.66
5.	Stephanie Proud	(88)	Chester Le S	1:01.63	+ 0.61	838	30.45
6.	Rachel Lefley	(90)	Loughboro Un	1:02.02	+ 0.59	822	29.84
7.	Georgia Hohmann	(94)	Nova Cent'n	1:02.08	+ 0.63	820	30.30
8.	Katy Sexton	(82)	Street	1:02.50	+ 0.75	804	30.49
9.	Jessica Fullalove	(96)	Co Manch Aq	1:02.71	+ 0.62	796	30.18
10.	Natasha Hofton	(95)	Nova Cent'n	1:03.06	+ 0.66	782	30.40
11.	Charlotte McKenzie	(96)	F.I.R.S.T.	1:03.09	+ 0.54	781	30.34
12.	Isabella Hindley	(96)	Chelsea&West	1:03.36	+ 0.54	771	30.82
13.	Harriet Cooper	(97)	Co Leicester	1:03.49	+ 0.63	767	30.75
14.	Katrina Alder	(91)	Loughboro Un	1:03.73	+ 0.67	758	30.44
15.	Phoebe Lenderyou	(95)	Co Newcastle	1:03.81	+ 0.73	755	30.67
16.	Jaeger Turner	(96)	Co Salford	1:04.09	+ 0.63	745	30.65

Principal Partner		Funding Partner	Broadcast Partner	Official Partners	Official Suppliers



Results Day 2 Finals Sunday 4 March 2012

EVENT 116 FINAL OF EVENT 16 Womens MC 100m Backstroke

Multi-Disability by British Disability Points

Place	Name	YoB	Club	Cat.	Time	R.T.BDPoints	50
1.	Hannah Russell	(96)	Guildford Ct	12	1:09.52	+ 0.65 973	33.27
2.	Nyree Kindred	(80)	Leominster	6	1:28.37	+ 0.77 950	44.01
3.	Stephanie Millward	(81)	Swansea Perf	9	1:11.28	+ 0.71 919	34.19
4.	Susannah Rodgers	(83)	Otter	7	1:25.83	+ 0.82 911	41.11
5.	Chloe Davies	(98)	Trowbridge	14	1:13.07	+ 0.68 870	35.52
6.	Natalie Massey	(89)	Aquabears	14	1:13.66	+ 0.56 849	35.56
7.	Amberley Hoar	(93)	Portsmouth N	14	1:13.99	+ 0.68 838	35.44
8.	Emma Cattle	(88)	Team Luton	10	1:14.12	+ 0.74 721	36.13

EVENT 115 FINAL OF EVENT 15 Mens MC 100m Backstroke

Multi-Disability by British Disability Points

Place	Name	YoB	Club	Cat.	Time	R.T.BDPoints	50
1.	Jonathan Fox	(91)	Newquay	7	1:11.07	+ 0.68 1037	33.65
2.	Aaron Moores	(94)	Trowbridge	14	1:05.45	+ 0.66 926	31.59
3.	James Crisp	(82)	Co Sheffield	9	1:04.34	+ 0.71 888	30.88
4.	Thomas Young	(91)	Co Manch Aq	8	1:07.52	+ 0.71 879	33.11
5.	Morgyn Peters	(96)	Millfield	9	1:05.06	+ 0.66 859	31.33
6.	Craig Rodgie	(89)	Edinburgh Un	14	1:07.34	+ 0.65 850	32.20
7.	Benjamin Procter	(90)	Newquay	14	1:07.44	+ 0.67 847	31.78
8.	Sean Fraser	(90)	Warrender Ba	8	1:09.59	+ 0.66 803	33.59

EVENT 117 FINAL OF EVENT 17 Mens MC 50m Backstroke

Multi-Disability by British Disability Points

Place	Name	YoB	Club	Cat.	Time	R.T.BDPoints
1.	James Anderson	(63)	StirlingSwim	2	1:08.38	+ 0.70 788
2.	Andrew Mullen	(96)	Ren 96	5	43.84	+ 0.74 511
3.	Anthony Stephens	(86)	Swansea Perf	5	44.58	+ 0.58 486

Results Day 2 Finals Sunday 4 March 2012

EVENT 111 FINAL OF EVENT 11 Mens Guest 200m Freestyle

Full Results

Place	Name	YoB	Club	Time	R.T.FINA Pt	50	100	150
1.	Velimir Stjepanovic	(93)	Serbia	1:49.32	+ 0.62	25.25	52.82	1:21.02
2.	Peng Wu	(87)	China	1:49.76	+ 0.64	26.02	54.21	1:22.58
3.	Markus Deibler	(90)	Germany	1:49.91	+ 0.70	25.51	53.61	1:21.80
4.	Yuki Kobori	(93)	Japan	1:50.09	+ 0.68	25.39	53.38	1:21.91
5.	Tiago Venancio	(87)	Portugal	1:50.11	+ 0.68	25.68	53.21	1:21.28
6.	Steffen Deibler	(87)	Germany	1:51.25	+ 0.65	24.89	52.82	1:21.59
7.	Leith Shankland	(91)	South Africa	1:51.68	+ 0.66	25.23	53.57	1:22.65
8.	Thomas Moss	(94)	Stockport Mo	1:52.17	+ 0.70	26.49	54.98	1:23.87

EVENT 112 FINAL OF EVENT 12 Womens Guest 100m Breaststroke

Full Results

Place	Name	YoB	Club	Time	R.T.FINA Pt	50
1.	Ruta Meilutyte	(97)	Plymouth Lea	1:07.30	+ 0.56	31.08
2.	Jennie Johansson	(88)	Sweden	1:07.32	+ 0.72	32.21
3.	Hyejin Kim	(94)	Korea	1:08.88	+ 0.70	32.75
4.	Kanako Watanabe	(96)	Japan	1:09.34	+ 0.74	33.09
5.	Sycerika McMahon	(95)	Ireland	1:09.39	+ 0.67	32.31
5.	Caroline Ruhnau	(84)	Germany	1:09.39	+ 0.78	32.24
7.	Keiko Fukudome	(93)	Japan	1:09.46	+ 0.73	33.48
8.	Suyeon Back	(91)	Korea	1:10.10	+ 0.76	33.36

EVENT 114 FINAL OF EVENT 14 Womens Guest 400m Freestyle

Full Results

Place	Name	YoB	Club	Time	R.T.FINA Pt	50	100	150	200	250	300	350	400
1.	Lotte Friis	(88)	Denmark	4:09.27	+ 0.77	1:09.27	2:18.54	3:28.01	4:37.28	5:46.55	6:55.82	8:05.09	9:14.36
2.	Grainne Murphy	(93)	Ireland	4:13.91	+ 0.80	1:13.91	2:27.82	3:37.09	4:46.36	5:55.63	7:04.90	8:14.17	9:23.44
3.	Cecilie Johanness	(90)	Norway	4:14.85	+ 0.67	1:14.85	2:29.70	3:38.97	4:48.24	5:57.51	7:06.78	8:16.05	9:25.32
4.	Nuala Murphy	(89)	Ireland	4:19.53	+ 0.72	1:19.53	2:34.06	3:43.33	4:52.60	6:01.87	7:11.14	8:20.41	9:29.68
5.	Wing Yung Tang	(92)	Hong Kong	4:22.35	+ 0.65	1:22.35	2:39.70	3:49.05	4:58.40	6:07.75	7:17.10	8:26.45	9:35.80
6.	Younjeong Seo	(88)	Korea	4:22.62	+ 0.70	1:22.62	2:40.24	3:50.59	5:00.94	6:10.29	7:19.64	8:28.99	9:38.34
7.	Nakyeong Han	(93)	Korea	4:22.90	+ 0.80	1:22.90	2:41.80	3:52.15	5:02.50	6:12.85	7:23.20	8:32.55	9:41.90
8.	Lieke Verouden	(90)	Netherlands	4:23.00	+ 0.49	1:23.00	2:42.49	3:53.98	5:04.47	6:14.96	7:25.45	8:35.94	9:46.43



Results Day 2 Finals Sunday 4 March 2012

EVENT 113 FINAL OF EVENT 13 Mens Guest 100m Backstroke

Full Results

Place	Name	YoB	Club	Time	R.T.FINA Pt	50
1.	Aschwin Wildeboer	(86)	Spain	54.65	+ 0.59	26.33
2.	Charl Crous	(90)	South Africa	55.10	+ 0.57	26.57
3.	Darren Murray	(91)	South Africa	55.28	+ 0.61	26.90
4.	Juan Miguel Rando	(88)	Spain	55.35	+ 0.63	26.96
5.	Seonkwan Park	(91)	Korea	55.83	+ 0.63	27.07
6.	Mattias Carlsson	(90)	Sweden	55.87	+ 0.63	27.05
7.	Nimrod Shapira Bar-Or	(89)	Israel	56.65	+ 0.68	27.49
8.	Guy Barnea	(87)	Israel	57.18	+ 0.60	27.16

EVENT 110 FINAL OF EVENT 10 Womens Guest 100m Backstroke

Full Results

Place	Name	YoB	Club	Time	R.T.FINA Pt	50
1.	Mie O Nielsen	(96)	Denmark	1:01.04	+ 0.70	29.50
2.	Ekaterina Avramova	(91)	Ealing	1:01.11	+ 0.61	29.73
3.	Karin Prinsloo	(89)	South Africa	1:01.53	+ 0.69	30.34
4.	Jenny Mensing	(86)	Germany	1:01.66	+ 0.73	29.95
5.	Simona Baumrtova	(91)	Czech Rep	1:01.75	+ 0.56	29.98
6.	Kimberly Buys	(89)	Belgium	1:01.86	+ 0.62	29.80
7.	Alicja Tchorz	(92)	Poland	1:02.22	+ 0.66	30.37
8.	Sayaka Akase	(94)	Japan	1:02.61	+ 0.72	30.34

Principal Partner		Funding Partner	Broadcast Partner	Official Partners		Official Suppliers	



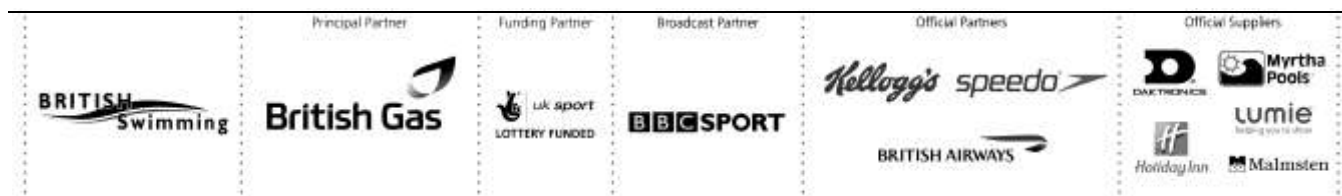
Results Day 3 Heats 5 March 2012

	WR	ER	GBR	FINA A	T 16
200m Freestyle	1.52.98	1.52.98	1.55.54	1.58.33	1.57.83

EVENT 19 Womens Open 200m Freestyle

Full Results

Place	Name	YoB	Club	Time	R.T.FINA Pt	50	100	150
1.	Rebecca Turner	(92)	Co Sheffield	1:58.50	+ 0.61 866	28.54	58.78	1:29.10
2.	Sarah Sjestroem	(93)	Sweden	1:58.51	+ 0.75 866	28.01	58.73	1:29.19
3.	Caitlin McClatchey	(85)	Loughboro Un	1:58.75	+ 0.70 861	28.06	58.33	1:28.88
4.	Silke Lippok	(94)	Germany	1:59.18	+ 0.73 851	28.55	59.13	1:29.20
5.	Karin Prinsloo	(89)	South Africa	1:59.92	+ 0.89 836	28.54	59.64	1:30.90
6.	Ida Marko-Varga	(85)	Sweden	2:00.01	+ 0.66 834	28.36	59.04	1:29.60
7.	Joanne Jackson	(86)	Loughboro Un	2:00.09	+ 0.74 832	28.19	58.56	1:29.49
8.	Lotte Friis	(88)	Denmark	2:00.36	+ 0.79 827	28.64	59.80	1:30.46
9.	Sasha Matthews	(91)	Nova Cent'n	2:00.39	+ 0.74 826	28.71	59.45	1:30.27
10.	Daniela Schreiber	(89)	Germany	2:00.57	+ 0.88 822	28.14	59.08	1:29.95
11.	Pernille Blume	(94)	Denmark	2:01.24	+ 0.71 809	28.65	59.36	1:30.39
12.	Lisa Vitting	(91)	Germany	2:01.27	+ 0.76 808	28.14	58.99	1:30.02
13.	Eleanor Faulkner	(93)	Co Sheffield	2:01.28	+ 0.74 808	28.47	59.27	1:30.36
13.	Jazmin Carlin	(90)	Swansea Perf	2:01.28	+ 0.78 808	28.84	59.84	1:30.66
15.	Melanie Nocker	(88)	Ireland	2:01.30	+ 0.64 808	28.34	58.59	1:29.83
16.	Lucy Ellis	(93)	StirlingSwim	2:01.51	+ 0.69 803	28.54	59.32	1:30.45
17.	Hang Yu Sze	(88)	Hong Kong	2:01.61	+ 0.70 801	28.38	59.76	1:30.82
18.	Sina Sutter	(91)	Germany	2:01.77	+ 0.72 798	28.33	58.90	1:30.71
19.	Emma Saunders	(94)	Co Manch Aq	2:02.12	+ 0.70 791	28.83	59.76	1:31.49
20.	Chloe Tutton	(96)	Co Cardiff	2:02.14	+ 0.74 791	28.85	59.64	1:31.15
21.	Amelia Maughan	(96)	Bath Univ	2:02.21	+ 0.75 790	28.59	59.99	1:31.83
22.	Hayley Towner	(92)	Bath Univ	2:02.27	+ 0.77 788	29.05	59.88	1:31.36
23.	Mie O Nielsen	(96)	Denmark	2:02.32	+ 0.68 787	27.93	58.23	1:30.03
24.	Anne Bochmann	(93)	Co Leeds	2:02.35	+ 0.80 787	29.05	59.87	1:31.25
25.	Junghye Kim	(92)	Korea	2:02.58	+ 0.67 782	28.34	59.72	1:30.76
26.	Keri-Anne Payne	(87)	Stockport Mo	2:02.81	+ 0.67 778	28.85	59.73	1:31.38
27.	Michelle Coleman	(93)	Sweden	2:02.94	+ 0.77 776	28.04	59.16	1:30.91
28.	Amy Smith	(87)	Loughboro Un	2:03.05	+ 0.69 774	27.81	58.91	1:30.76
29.	Jessica Thielmann	(93)	Co Newcastle	2:03.13	+ 0.74 772	28.75	59.68	1:31.36
30.	Jessica Lloyd	(95)	Co Manch Aq	2:03.18	+ 0.71 771	28.31	59.02	1:30.96
31.	Cecilie Johansen	(90)	Norway	2:03.19	+ 0.66 771	28.64	59.61	1:31.30
32.	Shauna Lee	(95)	Hatfield	2:03.29	+ 0.72 769	28.57	59.99	1:31.40
33.	Bethany Carson	(91)	Ireland	2:03.40	+ 0.73 767	28.11	58.76	1:30.65
34.	Stephanie Proud	(88)	Chester Le S	2:03.87	+ 0.75 758	29.18	1:00.39	1:31.78
35.	Sycerika McMahon	(95)	Ireland	2:03.97	+ 0.54 756	28.60	59.88	1:32.25
36.	Emily Knowles-Jones	(96)	Stockport Mo	2:03.98	+ 0.76 756	28.68	59.79	1:31.63
37.	Gabriella Fagundez	(85)	Sweden	2:04.16	+ 0.77 753	28.82	1:00.01	1:31.70
38.	Sian Morgan	(94)	Co Bradford	2:04.33	+ 0.78 750	29.17	1:00.44	1:32.40
39.	Megan Gilchrist	(90)	Armadale	2:04.72	+ 0.74 743	29.31	1:00.00	1:31.81
40.	Amanda Lim	(93)	Singapore	2:04.78	+ 0.43 742	29.54	1:01.51	1:33.68
41.	Lucy Charles	(93)	Hatfield	2:04.85	+ 0.77 741	29.31	1:00.98	1:33.21
41.	Danielle Hall-Jackson	(94)	Co Leeds	2:04.85	+ 0.80 741	29.24	1:01.09	1:32.99
43.	Jessica Cavalheiro	(91)	Brazil	2:04.87	+ 0.68 740	29.62	1:01.27	1:33.38
44.	Lucy Worrall	(92)	Stockport Mo	2:05.15	+ 0.74 735	29.31	1:00.77	1:33.09
45.	Emily Bashforth	(96)	AIB Tigers	2:05.31	+ 0.77 732	28.99	1:00.34	1:32.88
46.	Kristina Neves	(96)	Guernsey	2:05.40	+ 0.87 731	29.75	1:01.55	1:34.07
47.	Christine Mailliet	(87)	Luxembourg	2:05.48	+ 0.76 729	29.19	1:00.68	1:32.92
48.	Siwan Thomas-Howells	(97)	Swim Swansea	2:06.17	+ 0.81 718	29.14	1:00.44	1:32.81
49.	Nuala Murphy	(89)	Ireland	2:07.32	+ 0.69 698	29.79	1:01.67	1:33.39
50.	Rachael O'Donnell	(96)	Carnegie	2:07.44	696	29.05	1:00.98	1:33.94
51.	Danielle Stirrat	(93)	Co Cardiff	2:07.70	+ 0.68 692	30.23	1:02.76	1:35.39
52.	Lieke Verouden	(90)	Netherlands	2:07.79	+ 0.75 691	29.09	1:01.36	1:34.66
53.	Ellena Jones	(97)	Swim Swansea	2:08.35	+ 0.71 682	29.55	1:01.20	1:34.36
54.	Grace Dennis	(96)	KingstonHull	2:08.91	+ 0.85 673	30.10	1:02.24	1:35.33
55.	Emily Longstone	(98)	Co Sheffield	2:11.14	+ 0.71 639	30.11	1:02.63	1:36.85





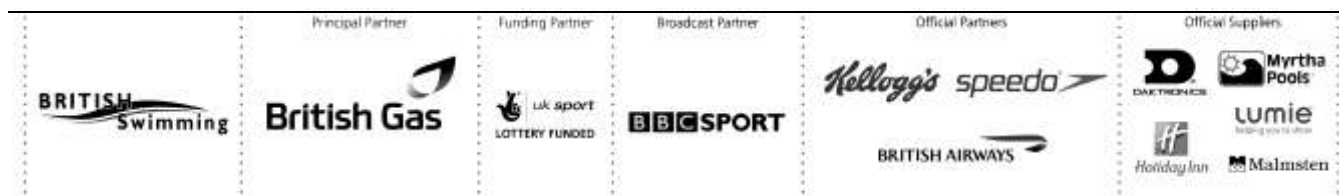
Results Day 3 Heats 5 March 2012

	WR	EUR	GBR	FINA A	T 16
200m Butterfly	1.51.51	1.52.70	1.54.58	1.56.86	1.56.26

EVENT 20 Mens Open 200m Butterfly

Full Results

Place	Name	YoB	Club	Time	R.T.FINA Pt	50	100	150
1.	Velimir Stjepanovic	(93)	Serbia	1:56.18	+ 0.66 884	25.66	54.73	1:24.73
2.	Egon Van Der Straeten	(91)	Belgium	1:57.81	+ 0.69 847	26.48	56.25	1:26.85
3.	Pawel Korzeniowski	(85)	Poland	1:58.47	+ 0.73 833	26.45	56.73	1:27.70
4.	Dinko Jukic	(89)	Austria	1:58.49	+ 0.71 833	26.40	57.03	1:27.87
5.	Gyuchoel Chang	(92)	Korea	1:58.55	+ 0.64 832	25.78	55.80	1:27.04
6.	Peng Wu	(87)	China	1:58.77	+ 0.67 827	26.37	56.46	1:27.26
7.	Joseph Roebuck	(85)	Loughboro Un	1:59.19	+ 0.80 818	26.42	56.70	1:27.84
8.	Roberto Pavoni	(91)	Loughboro Un	1:59.59	+ 0.67 810	26.38	56.63	1:28.03
9.	Matthew Johnson	(95)	Co Sheffield	1:59.71	+ 0.72 808	27.00	57.74	1:28.83
10.	Michael Rock	(87)	Stockport Mo	2:00.44	+ 0.69 793	26.85	57.19	1:28.40
11.	Jong Hun Ham	(92)	Korea	2:00.62	+ 0.62 790	26.22	56.19	1:27.35
12.	Lewis Smith	(88)	Warrender Ba	2:00.86	+ 0.72 785	26.72	57.46	1:28.69
13.	Iain Macmillan	(86)	Stockport Mo	2:00.97	+ 0.77 783	27.43	58.42	1:29.64
14.	Duarte Mourao	(84)	Portugal	2:01.04	+ 0.67 781	26.69	57.32	1:28.99
15.	S Van De Schootbrugge	(93)	Nova Cent'n	2:01.12	+ 0.70 780	26.37	56.40	1:27.76
16.	Andrew Mayor	(86)	Scot Non-Res	2:01.16	+ 0.73 779	27.07	58.06	1:29.24
17.	Adam Mallett	(89)	Swansea Perf	2:01.33	+ 0.72 776	27.11	57.70	1:29.41
18.	Ian Powell	(85)	Stockport Mo	2:01.36	+ 0.69 775	27.13	57.32	1:29.05
19.	Cameron Brodie	(92)	Kelly Coll	2:01.56	+ 0.73 771	26.94	57.96	1:29.46
20.	Arthur Mendes Filho	(93)	Brazil	2:01.83	+ 0.68 766	27.24	58.74	1:30.28
21.	James Guy	(95)	Millfield	2:02.08	+ 0.66 762	27.26	58.00	1:29.69
22.	Yuki Kobori	(93)	Japan	2:02.11	+ 0.65 761	27.00	58.09	1:29.89
23.	Daniel Wallace	(93)	Warrender Ba	2:02.28	+ 0.67 758	27.02	57.69	1:29.34
24.	Nimrod Shapira Bar-Or	(89)	Israel	2:02.41	+ 0.71 755	27.18	58.43	1:30.51
25.	Gareth Mills	(93)	Co Leeds	2:02.62	+ 0.73 752	27.43	58.31	1:29.61
26.	Chris Suggett	(93)	Swansea Perf	2:02.93	+ 0.66 746	27.77	58.82	1:30.51
27.	Thomas Haffield	(88)	Co Cardiff	2:02.94	+ 0.71 746	27.67	58.86	1:30.59
28.	James Faure	(88)	Ellesmere Co	2:03.01	+ 0.63 744	27.99	59.29	1:31.03
29.	Sam Horrocks	(94)	Co Manch Aq	2:03.13	+ 0.63 742	26.97	57.97	1:30.12
30.	Joseph Patching	(94)	Plymouth Lea	2:03.29	+ 0.66 739	27.32	58.81	1:31.13
31.	Luke Howdle	(94)	Nova Cent'n	2:03.50	+ 0.76 736	28.09	59.58	1:31.25
32.	Michael Flach	(91)	USA	2:03.65	+ 0.63 733	27.28	58.58	1:30.92
33.	Christopher Dove	(92)	Derwentside	2:04.01	+ 0.73 727	28.19	59.71	1:31.65
34.	Haobo Wei	(95)	China	2:04.38	+ 0.61 720	28.44	1:00.79	1:32.93
35.	Michael Gunning	(94)	Beckenham	2:04.40	+ 0.71 720	26.66	57.15	1:30.05
36.	Miles Garner	(94)	UEA Norwich	2:04.67	+ 0.75 715	27.62	58.93	1:31.36
37.	Justin Austin	(92)	Bath Univ	2:04.71	+ 0.66 714	27.63	59.56	1:31.98
38.	Ryan Flanagan	(94)	Co Leeds	2:05.01	+ 0.64 709	27.80	59.10	1:31.28
39.	Jay Lelliott	(95)	South Dorset	2:05.10	+ 0.77 708	27.76	59.71	1:32.10
40.	Richard Tullett	(90)	Swansea Perf	2:05.13	+ 0.67 707	28.71	1:00.89	1:33.06
41.	Cameron Austin	(95)	Preston	2:05.31	+ 0.57 704	27.55	58.62	1:31.38
42.	Oliver Keegan	(94)	Barnet Copt	2:05.86	+ 0.85 695	27.99	1:00.04	1:32.99
43.	Adam Fawl	(94)	Blackpool Aq	2:05.90	+ 0.71 694	27.71	59.95	1:32.07
44.	Max Jaben	(85)	Israel	2:05.91	+ 0.75 694	27.27	58.87	1:31.31
45.	Jan Sefl	(90)	Czech Rep	2:06.02	+ 0.79 692	28.36	1:00.47	1:32.99
46.	Joseph French	(93)	Loughboro Un	2:06.12	+ 0.69 691	27.23	58.75	1:31.43
47.	Steven King	(93)	Loughboro Un	2:06.17	+ 0.66 690	27.56	59.05	1:31.69
48.	John Ling	(93)	Royal Wolv	2:06.76	+ 0.70 680	27.09	58.06	1:31.72
49.	Kouji Urata	(87)	Hatfield	2:06.92	+ 0.69 678	27.81	59.34	1:32.62
50.	Patrick Simpkins	(87)	USA	2:07.07	+ 0.72 675	28.12	1:00.37	1:33.28
51.	Thomas Hollingsworth	(88)	Beau Sejour	2:07.15	+ 0.71 674	27.41	58.50	1:31.77
52.	Edward Castro	(88)	Ellesmere Co	2:07.30	+ 0.78 672	27.27	58.19	1:31.02
53.	Pedro Miguel Pinotes	(89)	Angola	2:07.50	+ 0.71 668	28.43	1:00.88	1:34.19
54.	Earl Radtschenko	(96)	Co Coventry	2:07.82	+ 0.74 663	28.79	1:01.24	1:34.27
55.	Evandro Silva	(91)	Brazil	2:07.97	+ 0.66 661	29.40	1:01.80	1:35.04
56.	Jack Scott	(94)	Co Liverpool	2:08.25	+ 0.73 657	27.99	1:00.15	1:33.37
57.	Benjamin Kerry	(96)	Co Salford	2:08.65	+ 0.71 651	28.77	1:01.36	1:35.48
58.	Luke Greenbank	(97)	Cockermouth	2:10.02	+ 0.62 630	28.29	1:01.21	1:35.21
59.	Luke Gunning	(97)	Beckenham	2:10.31	+ 0.72 626	29.32	1:02.52	1:37.02
60.	Jordan Hughes	(96)	N Ayrshire	2:10.53	+ 0.69 623	28.78	1:01.71	1:35.88
61.	Benjamin Goodall	(96)	Derventio	2:10.63	+ 0.79 622	29.33	1:02.31	1:35.70
62.	Daniel Liu	(96)	Millfield	2:11.69	+ 0.69 607	29.11	1:02.36	1:36.33
63.	Ian Elrick	(96)	F.I.R.S.T.	2:12.53	+ 0.65 595	28.75	1:01.79	1:36.26
64.	Freddy Hoban	(96)	Co Leeds	2:13.18	+ 0.72 586	29.19	1:02.73	1:37.47
65.	Matthew Fairless	(96)	Torfaen	2:13.21	+ 0.69 586	29.15	1:02.68	1:37.67
66.	Charlie Smith	(96)	teamipswich	2:13.55	+ 0.76 582	29.16	1:01.99	1:36.92





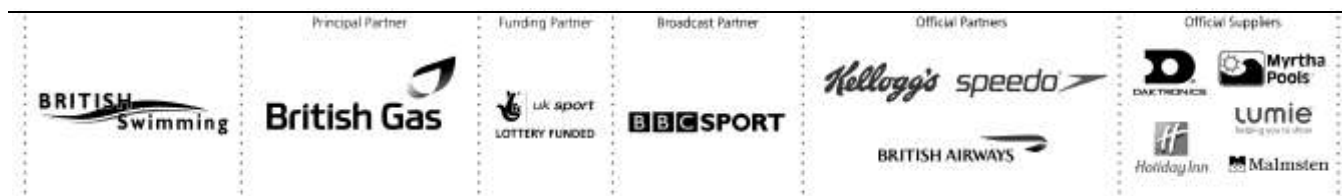
Results Day 3 Heats 5 March 2012

	WR	ER	GBR	FINA A	T 16
200m Ind.Medley	2.06.15	2.07.46	2.09.46	2.13.36	2.12.87

EVENT 21 Womens Open 200m IM

Full Results

Place	Name	YoB	Club	Time	R.T.FINA Pt	50	100	150
1.	Hannah Miley	(89)	Garioch	2:14.19	+ 0.71 830	29.44	1:03.49	1:41.98
2.	Aimee Willmott	(93)	Middlesboro	2:14.29	+ 0.76 828	28.97	1:03.08	1:42.29
3.	Lucy Spencer	(93)	Co Sheffield	2:14.36	+ 0.68 827	28.81	1:03.40	1:42.92
4.	Sophie Allen	(92)	Stockport Mo	2:14.61	+ 0.65 823	28.76	1:03.73	1:41.89
5.	Siobhan-Marie O'Connor	(95)	Bath Univ	2:14.81	+ 0.77 819	28.26	1:02.05	1:42.20
6.	Sophie Smith	(94)	Co Leicester	2:14.88	+ 0.72 818	28.61	1:03.74	1:43.08
7.	Kathryn Meaklim	(89)	South Africa	2:15.47	+ 0.80 807	29.10	1:02.82	1:42.47
8.	Seoyeong Kim	(94)	Korea	2:16.08	+ 0.68 796	29.06	1:03.03	1:43.39
9.	Barbora Zavadova	(93)	Czech Rep	2:16.11	+ 0.74 796	29.53	1:03.90	1:44.20
10.	Sycerika McMahon	(95)	Ireland	2:16.14	+ 0.69 795	29.69	1:06.32	1:44.33
11.	Kate Hutchinson	(90)	Loughboro Un	2:16.22	+ 0.71 794	28.57	1:03.75	1:43.24
12.	Emma Smithurst	(91)	Swansea Perf	2:16.67	+ 0.72 786	30.07	1:04.68	1:43.73
13.	Hye Ra Choi	(91)	Korea	2:16.86	+ 0.71 783	28.85	1:02.72	1:43.91
14.	Simona Baumrtova	(91)	Czech Rep	2:16.94	+ 0.72 781	29.93	1:04.08	1:45.17
15.	Anne Bochmann	(93)	Co Leeds	2:16.95	+ 0.78 781	30.05	1:05.13	1:45.24
16.	Grainne Murphy	(93)	Ireland	2:16.97	+ 0.82 781	30.12	1:05.46	1:45.33
17.	Beatriz Gomez	(94)	Spain	2:17.04	+ 0.70 780	29.56	1:06.04	1:44.99
18.	Elena Sheridan	(95)	Romford Town	2:17.05	+ 0.71 779	28.80	1:03.69	1:44.06
19.	Amanda Loots	(78)	South Africa	2:17.35	+ 0.73 774	28.41	1:03.28	1:43.55
20.	Fiona Donnelly	(95)	Nova Cent'n	2:17.36	+ 0.76 774	28.97	1:03.41	1:45.08
21.	Emily Jones	(95)	Garioch	2:17.41	+ 0.72 773	29.71	1:05.70	1:44.53
22.	Chloe Tutton	(96)	Co Cardiff	2:17.66	+ 0.71 769	30.23	1:06.09	1:45.73
23.	Lyndsay De Paul	(88)	USA	2:17.73	+ 0.65 768	29.01	1:04.37	1:45.76
24.	Alicja Tchorz	(92)	Poland	2:17.75	+ 0.70 768	29.72	1:04.35	1:45.73
25.	Alice Tennant	(93)	Swansea Perf	2:17.77	+ 0.71 767	29.81	1:05.10	1:45.43
26.	Fanny Lecluyse	(92)	Belgium	2:17.92	+ 0.77 765	29.39	1:05.82	1:44.86
27.	Eloise Barber	(92)	Carnegie	2:17.98	+ 0.73 764	29.87	1:04.81	1:45.23
28.	Rachael Solway	(92)	Loughboro Un	2:18.03	+ 0.67 763	29.66	1:04.68	1:44.84
29.	Sally Wood	(90)	Warrender Ba	2:18.15	+ 0.73 761	30.49	1:06.86	1:45.93
30.	Karley Mann	(94)	Hillingdon	2:18.22	+ 0.67 760	30.04	1:04.48	1:46.11
31.	Rachel Williams	(93)	Bath Univ	2:18.39	+ 0.78 757	30.41	1:05.56	1:46.87
32.	Stacey Tadd	(89)	Bath Univ	2:19.21	+ 0.79 744	29.50	1:05.15	1:44.97
33.	Kimberly Buys	(89)	Belgium	2:19.26	+ 0.73 743	28.87	1:03.14	1:46.10
34.	Lucy Davis	(96)	Preston	2:19.43	+ 0.72 740	30.15	1:06.12	1:47.09
35.	Zara Bailey	(95)	Co Peterboro	2:19.62	+ 0.75 737	30.22	1:06.27	1:47.06
36.	Jessica Thielmann	(93)	Co Newcastle	2:19.73	+ 0.74 735	29.91	1:06.91	1:47.05
37.	Corrie Scott	(93)	Edinburgh Un	2:19.98	+ 0.74 731	30.13	1:07.75	1:46.70
38.	Georgia Barton	(95)	Preston	2:20.89	+ 0.72 717	29.36	1:05.49	1:47.50
39.	Sophie Pyatt	(95)	Stockport Mo	2:21.16	+ 0.74 713	30.82	1:06.15	1:48.09
40.	Emma Day	(97)	Guildford Ct	2:21.41	+ 0.70 709	29.31	1:05.05	1:47.93
41.	Jessica Powell	(93)	Co Manch Aq	2:21.44	+ 0.66 709	30.41	1:06.62	1:47.52
42.	Jessica Chadwick	(94)	Preston	2:22.23	+ 0.75 697	30.32	1:08.26	1:47.67
43.	Rachael O'Donnell	(96)	Carnegie	2:22.47	+ 0.72 694	29.85	1:06.96	1:49.48
44.	Sophie Wilson	(93)	Loughboro Un	2:22.50	+ 0.75 693	29.55	1:06.40	1:47.70
45.	Lieke Verouden	(90)	Netherlands	2:22.53	+ 0.82 693	30.93	1:09.18	1:49.85
46.	Shani Stallard	(94)	Ireland	2:22.54	+ 0.75 693	31.14	1:08.24	1:48.50
47.	Jocelyn Ulyett	(95)	Co Milton K	2:22.99	+ 0.77 686	30.30	1:06.45	1:48.93
48.	Katherine Ambridge	(90)	Windsor	2:23.16	+ 0.70 684	29.71	1:06.63	1:49.56
49.	Abbie Wood	(99)	Derventio	2:24.13	+ 0.65 670	31.83	1:09.60	1:50.50
50.	Rosie Rudin	(98)	Nova Cent'n	2:24.55	+ 0.76 664	32.70	1:07.80	1:50.70
51.	Charlotte McKenzie	(96)	F.I.R.S.T.	2:24.72	+ 0.74 662	29.17	1:04.16	1:48.83
52.	Freya Resendez	(96)	Co Leeds	2:24.76	+ 0.73 661	29.94	1:07.96	1:50.18
53.	Chloe Bean	(95)	Guildford Ct	2:25.15	+ 0.68 656	32.68	1:12.13	1:51.47
54.	Anna Newlands	(98)	Cockermouth	2:25.73	+ 0.73 648	30.99	1:07.53	1:51.74
55.	Sophie Allin	(93)	Millfield	2:28.00	+ 0.74 619	30.01	1:09.44	1:52.02
56.	Jessie Foster	(98)	Seagulls Swi	2:29.44	+ 0.76 601	32.20	1:10.86	1:52.46



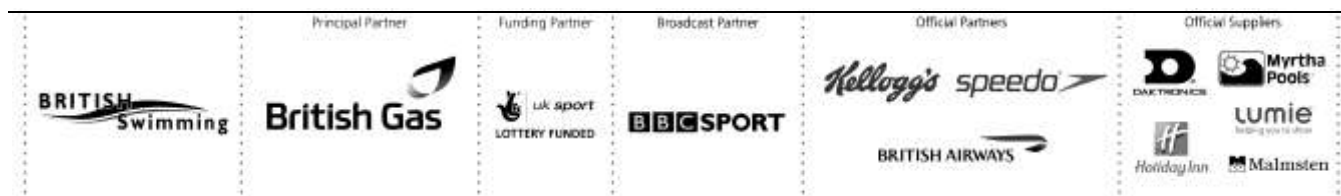


Results Day 3 Heats 5 March 2012

EVENT 22 Womens MC 50m Freestyle

Multi-Disability by British Disability Points

Place	Name	YoB	Club	Cat.	Time	R.T.	BDPoints
1.	Heather Frederiksen	(85)	Co Salford	8	32.21	+ 0.81	910
2.	Eleanor Simmonds	(94)	Swansea Perf	6	37.10	+ 0.54	884
2.	Louise Watkin	(92)	Co Salford	9	30.26	+ 0.68	884
4.	Stephanie Millward	(81)	Swansea Perf	9	30.47	+ 0.79	866
5.	Kate Grey	(89)	Bath Univ	9	30.51	+ 0.73	862
6.	Rhiannon Henry	(87)	Co Manch Aq	13	28.81	+ 0.73	858
7.	Emma Cattle	(88)	Team Luton	10	29.85	+ 0.81	857
8.	Claire Cashmore	(88)	Co Leeds	9	30.87	+ 0.73	832
9.	Lauren Steadman	(92)	Portsmouth N	9	31.16	+ 0.72	809
9.	Harriet Lee	(91)	Co Peterboro	10	30.42	+ 0.70	809
11.	Hannah Russell	(96)	Guildford Ct	12	28.97	+ 0.80	806
12.	Susannah Rodgers	(83)	Otter	7	34.39	+ 0.90	779
13.	Amy Marren	(98)	Romford Town	9	31.69	+ 0.80	770
14.	Ellen Keane	(95)	Kelly Coll	9	32.03	+ 0.84	745
15.	Natalie Jones	(84)	Colchester P	6	39.64	+ 0.94	724
16.	Eleni Papadopoulos	(92)	Co Manch Aq	10	31.73	+ 0.71	713
17.	Lauren Smith	(93)	Hatfield	9	32.55	+ 0.78	710
18.	Jessica Harper	(94)	Chelsea&West	9	32.64	+ 0.75	704
19.	Tully Kearney	(97)	Royal Wolv	10	31.95	+ 0.71	699
20.	Alice Tai	(99)	Seagulls Swi	10	32.70	+ 0.58	652
21.	Rosie Bancroft	(95)	Co Oxford	10	33.32	+ 0.94	616
22.	Hope Gordon	(94)	StirlingSwim	9	34.47	+ 0.89	598
23.	Elizabeth Johnson	(85)	Bath Univ	6	42.44	+ 0.83	590
24.	Leonie Buck	(95)	Greenw Bo Ma	9	34.97	+ 0.78	573
25.	Francesca O'Connor	(91)	Wyre Forest	7	38.18	+ 0.83	569
26.	Hasna Hakim	(98)	Boldmere	10	34.35	+ 0.69	562
27.	Jan Langton	(86)	Kelly Coll	6	43.69	+ 1.15	541
28.	Megan Richter	(00)	Orion	9	35.87	+ 0.72	531
29.	Jo-Jo Cranfield	(93)	Loughboro Un	9	35.88	+ 0.80	530
30.	Harriet Dickinson	(97)	Burnham On S	10	36.17	+ 0.92	482



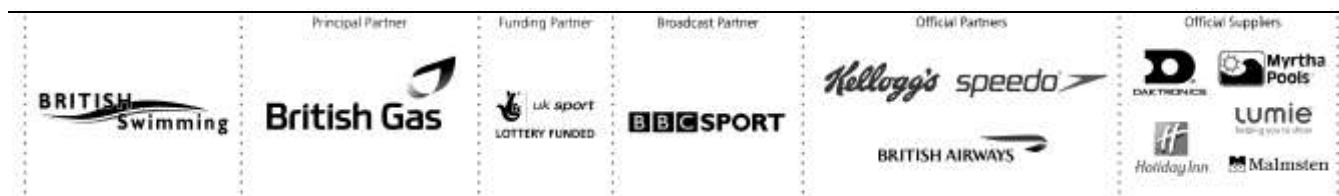


Results Day 3 Heats 5 March 2012

EVENT 23 Mens MC 50m Freestyle

Multi-Disability by British Disability Points

Place	Name	YoB	Club	Cat.	Time	R.T.	BDPoints
1.	Matthew Walker	(78)	Marple	7	28.71	+ 0.95	895
2.	Sean Fraser	(90)	Warrender Ba	8	28.36	+ 0.89	811
3.	Simon Miller	(86)	Co Manch Aq	9	27.40	+ 0.69	790
4.	Jonathan Fox	(91)	Newquay	7	30.26	+ 0.79	765
5.	Graham Edmunds	(74)	Swansea Perf	10	25.74	+ 0.72	755
6.	David Hill	(89)	Bath Univ	9	27.92	+ 0.69	747
7.	David Ellis	(86)	Co Manch Aq	13	26.25	+ 0.68	741
8.	Stefan Hoggan	(92)	Carnegie	9	28.15	+ 0.77	729
9.	Josef Craig	(97)	South Tyne	7	30.78	+ 0.77	726
10.	James Crisp	(82)	Co Sheffield	9	28.24	+ 0.81	722
11.	Dervis Konuralp	(80)	Greenw Bo Ma	13	26.74	+ 0.73	701
12.	Anthony Stephens	(86)	Swansea Perf	5	36.52	+ 0.47	690
13.	James Clegg	(94)	Tranent	12	26.53	+ 0.68	651
14.	James Anderson	(63)	StirlingSwim	2	1:09.51	+ 0.65	647
15.	Matthew Whorwood	(89)	Swansea Perf	6	34.56	+ 0.62	640
16.	James Hollis	(94)	Epping For't	10	27.29	+ 0.65	634
17.	Rafael Bagott	(97)	Newburn	13	27.73	+ 0.78	628
18.	Matthew Wylie	(96)	Co Sund'land	9	29.62	+ 0.80	625
19.	Ryan Crouch	(94)	teamipswich	10	27.50	+ 0.76	619
20.	Joe Barton	(93)	Camforth	8	31.13	+ 0.91	613
21.	Jason Ridgley	(93)	Thurso	10	27.63	+ 0.83	611
22.	Sam Bradley	(93)	Team Luton	7	32.99	+ 0.91	590
23.	Ryan West	(97)	Gloucester	9	30.44	+ 0.73	576
24.	Kahoru Harazawa	(97)	Wandsworth	10	28.28	+ 0.79	569
25.	Michael Reeve	(92)	Loughboro Un	12	27.79	+ 0.72	566
26.	Grant Taylor	(94)	Cockermouth	8	31.99	+ 0.91	565
27.	Andrew Mullen	(96)	Ren 96	5	39.26	+ 0.94	555
28.	James Pout	(96)	Co Liverpool	8	32.22	+ 0.86	553
29.	Michael Jones	(94)	Kelly Coll	8	32.57	+ 0.95	536
30.	Paul Stewart	(81)	Otter	6	36.75	+ 1.09	532
31.	Alexander Goodman	(91)	Portsmouth N	7	34.23	+ 0.84	528
32.	Ryan Wilkinson	(97)	Co Sheffield	9	31.40	+ 0.80	525
33.	Jonathan Eke	(96)	Abertillery	10	29.25	+ 0.91	515
34.	Andrew Gould	(95)	Sheffield C	10	29.65	+ 0.96	494
35.	Robert Dalglish	(95)	Livingston	10	29.71	+ 0.81	491
36.	Peter Winter	(80)	Newmarket	10	30.39	+ 0.78	459
37.	Lyndon Longhorne	(95)	Wear Valley	5	42.11	+ 0.65	450



Results Day 3 Finals Monday 5 March 2012

EVENT 219 SEMI FINAL OF EVENT 19 Womens Open 200m Freestyle

Full Results

Place	Name	YoB	Club	Time	R.T.FINA Pt	50	100	150
1.	Caitlin McClatchey	(85)	Loughboro Un	1:57.45	+ 0.70 890	27.78	57.56	1:27.55
2.	Rebecca Turner	(92)	Co Sheffield	1:58.42	+ 0.63 868	28.01	58.15	1:28.39
3.	Eleanor Faulkner	(93)	Co Sheffield	1:58.70	+ 0.73 862	28.15	58.22	1:28.88
4.	Sasha Matthews	(91)	Nova Cent'n	1:59.23	+ 0.74 850	28.30	58.60	1:28.93
5.	Joanne Jackson	(86)	Loughboro Un	1:59.35	+ 0.74 848	28.16	58.54	1:29.19
6.	Jazmin Carlin	(90)	Swansea Perf	1:59.71	+ 0.78 840	28.68	59.31	1:29.59
7.	Keri-Anne Payne	(87)	Stockport Mo	2:00.13	+ 0.70 831	28.44	59.05	1:29.96
8.	Lucy Ellis	(93)	StirlingSwim	2:00.42	+ 0.66 825	28.21	58.95	1:29.50
9.	Amelia Maughan	(96)	Bath Univ	2:01.18	+ 0.74 810	28.31	59.07	1:30.32
10.	Anne Bochmann	(93)	Co Leeds	2:01.60	+ 0.80 802	28.23	58.23	1:29.85
11.	Jessica Lloyd	(95)	Co Manch Aq	2:01.74	+ 0.73 799	28.55	59.39	1:30.58
12.	Emma Saunders	(94)	Co Manch Aq	2:02.00	+ 0.70 794	28.99	1:00.00	1:31.30
13.	Shauna Lee	(95)	Hatfield	2:02.12	+ 0.81 791	28.66	59.60	1:30.94
14.	Chloe Tutton	(96)	Co Cardiff	2:02.44	+ 0.74 785	28.33	59.19	1:30.69
15.	Jessica Thielmann	(93)	Co Newcastle	2:02.82	+ 0.74 778	28.49	59.63	1:31.20
16.	Hayley Towner	(92)	Bath Univ	2:03.16	+ 0.77 771	28.44	59.17	1:30.69

EVENT 111 FINAL OF EVENT 211 Mens Open 200m Freestyle

FINA A Time 1:47.82 - World Top 16 Time 1:47.37

Full Results

Place	Name	YoB	Club	Time	R.T.FINA Pt	50	100	150
1.	Robert Renwick	(88)	Co Glasgow	1:47.33	+ 0.69 858	24.85	52.08	1:19.21
2.	Ieuan Lloyd	(93)	Co Cardiff	1:47.68	+ 0.69 849	25.08	52.39	1:19.79
3.	Robert Bale	(90)	Carnforth	1:47.85	+ 0.70 845	25.11	52.36	1:19.90
4.	Ross Davenport	(84)	Loughboro Un	1:48.04	+ 0.66 841	25.24	52.21	1:20.05
5.	Jak Scott	(91)	StirlingSwim	1:48.61	+ 0.65 828	25.16	52.70	1:20.69
6.	David Carry	(81)	Stockport Mo	1:49.20	+ 0.70 814	25.39	52.50	1:20.44
7.	Alfie Howes	(92)	Co Cardiff	1:49.92	+ 0.79 799	26.31	54.23	1:21.99
8.	Thomas Greenfield	(89)	Co Cardiff	1:51.09	+ 0.67 774	25.16	53.04	1:21.46

EVENT 110 FINAL OF EVENT 210 Womens Open 100m Backstroke

FINA A Time 1:00.82 - World Top 16 Time 1:00.33

Full Results

Place	Name	YoB	Club	Time	R.T.FINA Pt	50
1.	Gemma Spofforth	(87)	Portsmouth N	1:00.19	+ 0.67 900	29.93
2.	Georgia Davies	(90)	Swansea Perf	1:00.21	+ 0.62 899	29.44
3.	Elizabeth Simmonds	(91)	Loughboro Un	1:00.43	+ 0.67 889	29.52
4.	Lauren Quigley	(95)	Co Manch Aq	1:01.16	+ 0.62 858	29.66
5.	Jessica Fullalove	(96)	Co Manch Aq	1:01.59	+ 0.59 840	29.71
6.	Georgia Hohmann	(94)	Nova Cent'n	1:01.65	+ 0.66 837	30.18
7.	Rachel Lefley	(90)	Loughboro Un	1:02.20	+ 0.59 815	30.23
8.	Katy Sexton	(82)	Street	1:02.64	+ 0.70 798	30.36

EVENT 113 FINAL OF EVENT 213 Mens Open 100m Backstroke

FINA A Time 54.40 - World Top 16 Time 54.08

Full Results

Place	Name	YoB	Club	Time	R.T.FINA Pt	50
1.	Liam Tancock	(85)	Loughboro Un	53.16	+ 0.62 932	25.77
2.	Chris Walker-Hebborn	(90)	Ellesmere Co	54.46	+ 0.59 867	26.13
3.	Marco Loughran	(89)	Guildford Ct	55.13	+ 0.58 836	26.64
4.	Ryan Bennett	(90)	Preston	55.18	+ 0.57 833	26.62
5.	Craig McNally	(92)	Warrender Ba	55.22	+ 0.61 832	27.59
6.	Jonathan Carlisle	(92)	Co Sund'land	56.16	+ 0.63 791	27.32
7.	Charlie Boldison	(92)	Barnet Copt	56.24	+ 0.56 787	27.36
8.	David Gregory	(92)	Co Sheffield	57.02	+ 0.58 755	27.59

EVENT 112 FINAL OF EVENT 212 Womens Open 100m Breaststroke

FINA A Time 1:08.49 - World Top 16 Time 1:07.90

Full Results

Place	Name	YoB	Club	Time	R.T.FINA Pt	50
1.	Kate Haywood	(87)	Loughboro Un	1:08.07	+ 0.76 848	32.09
2.	Stacey Tadd	(89)	Bath Univ	1:08.96	+ 0.78 816	32.60
3.	Sophie Allen	(92)	Stockport Mo	1:09.45	+ 0.65 799	33.07
4.	Sophie Taylor	(96)	Co Leeds	1:09.76	+ 0.73 788	32.76
5.	Kerry Buchan	(87)	Edinburgh Un	1:10.01	+ 0.75 780	33.09
6.	Sara Lougher	(94)	Bridgend Cty	1:10.13	+ 0.67 776	32.64
7.	Rachael Wilson	(88)	Derwentside	1:10.26	+ 0.78 771	33.13
8.	Corrie Scott	(93)	Edinburgh Un	1:10.81	+ 0.73 754	32.58

Results Day 3 Finals Monday 5 March 2012

EVENT 220 SEMI FINAL OF EVENT 20 Mens Open 200m Butterfly

Full Results

Place	Name	YoB	Club	Time	R.T.FINA Pt	50	100	150
1.	Michael Rock	(87)	Stockport Mo	1:56.45	+ 0.64 878	26.14	55.58	1:25.62
2.	Roberto Pavoni	(91)	Loughboro Un	1:57.63	+ 0.65 851	26.30	56.28	1:26.71
3.	Joseph Roebuck	(85)	Loughboro Un	1:57.67	+ 0.78 851	26.22	56.32	1:26.66
4.	Iain Macmillan	(86)	Stockport Mo	1:58.76	+ 0.70 827	26.71	57.21	1:27.70
5.	Cameron Brodie	(92)	Kelly Coll	1:58.94	+ 0.70 824	26.63	56.98	1:27.15
6.	Adam Mallett	(89)	Swansea Perf	1:59.40	+ 0.68 814	27.07	57.33	1:28.30
7.	Matthew Johnson	(95)	Co Sheffield	1:59.51	+ 0.70 812	26.83	57.30	1:28.35
8.	Lewis Smith	(88)	Warrender Ba	2:00.10	+ 0.70 800	26.98	57.34	1:28.22
9.	Andrew Mayor	(86)	Scot Non-Res	2:00.71	+ 0.72 788	26.63	56.98	1:28.20
10.	Daniel Wallace	(93)	Warrender Ba	2:00.89	+ 0.66 784	26.84	57.51	1:28.83
11.	James Guy	(95)	Millfield	2:00.93	+ 0.66 784	26.72	57.36	1:28.65
12.	Ian Powell	(85)	Stockport Mo	2:01.31	+ 0.64 776	26.86	57.55	1:28.91
13.	Gareth Mills	(93)	Co Leeds	2:01.58	+ 0.72 771	26.71	56.89	1:28.09
14.	S Van De Schootbrugge	(93)	Nova Cent'n	2:02.28	+ 0.69 758	26.74	57.28	1:29.37
15.	Thomas Haffield	(88)	Co Cardiff	2:02.36	+ 0.71 756	27.51	58.78	1:30.01
16.	Chris Suggitt	(93)	Swansea Perf	2:03.06	+ 0.67 744	27.35	58.49	1:30.25

EVENT 221 SEMI FINAL OF EVENT 21 Womens Open 200m IM

Full Results

Place	Name	YoB	Club	Time	R.T.FINA Pt	50	100	150
1.	Hannah Miley	(89)	Garioch	2:12.63	+ 0.71 860	29.48	1:02.97	1:40.84
2.	Aimee Willmott	(93)	Middlesboro	2:12.73	+ 0.74 858	28.77	1:02.53	1:41.24
3.	Siobhan-Marie O'Connor	(95)	Bath Univ	2:13.12	+ 0.74 851	28.47	1:02.15	1:41.00
4.	Lucy Spencer	(93)	Co Sheffield	2:14.08	+ 0.69 832	28.76	1:03.71	1:42.57
5.	Sophie Smith	(94)	Co Leicester	2:14.54	+ 0.71 824	28.52	1:03.05	1:42.73
6.	Sophie Allen	(92)	Stockport Mo	2:14.90	+ 0.68 817	28.99	1:04.51	1:42.65
7.	Rachael Solway	(92)	Loughboro Un	2:15.70	+ 0.66 803	29.48	1:04.54	1:43.25
8.	Emma Smithurst	(91)	Swansea Perf	2:15.88	+ 0.74 800	30.01	1:04.30	1:43.32
9.	Kate Hutchinson	(90)	Loughboro Un	2:17.11	+ 0.65 778	28.30	1:04.16	1:43.86
10.	Elena Sheridan	(95)	Romford Town	2:17.32	+ 0.72 775	28.87	1:03.98	1:44.25
10.	Eloise Barber	(92)	Carnegie	2:17.32	+ 0.72 775	29.22	1:03.93	1:44.68
12.	Emily Jones	(95)	Garioch	2:17.71	+ 0.73 768	29.79	1:05.85	1:44.78
13.	Alice Tennant	(93)	Swansea Perf	2:18.25	+ 0.74 759	29.61	1:04.94	1:45.44
14.	Chloe Tutton	(96)	Co Cardiff	2:18.67	+ 0.75 752	30.04	1:06.36	1:46.48
15.	Fiona Donnelly	(95)	Nova Cent'n	2:18.73	+ 0.80 751	28.94	1:04.04	1:45.85
16.	Anne Bochmann	(93)	Co Leeds	2:19.33	+ 0.80 742	29.77	1:05.02	1:46.15

EVENT 123 FINAL OF EVENT 23 Mens MC 50m Freestyle

Multi-Disability by British Disability Points

Place	Name	YoB	Club	Cat.	Time	R.T.BDPoints
1.	Matthew Walker	(78)	Marple	7	28.37	+ 0.91 928
2.	Sean Fraser	(90)	Warrender Ba	8	28.36	+ 0.94 811
3.	Jonathan Fox	(91)	Newquay	7	29.76	+ 0.77 804
4.	Simon Miller	(86)	Co Manch Aq	9	27.30	+ 0.66 799
5.	David Ellis	(86)	Co Manch Aq	13	25.82	+ 0.68 778
6.	Graham Edmunds	(74)	Swansea Perf	10	25.51	+ 0.70 776
7.	Stefan Hoggan	(92)	Carnegie	9	27.97	+ 0.79 743
8.	David Hill	(89)	Bath Univ	9	27.99	+ 0.71 741

EVENT 122 FINAL OF EVENT 22 Womens MC 50m Freestyle

Multi-Disability by British Disability Points

Place	Name	YoB	Club	Cat.	Time	R.T.BDPoints
1.	Louise Watkin	(92)	Co Salford	9	29.30	+ 0.69 974
2.	Heather Frederiksen	(85)	Co Salford	8	32.12	+ 0.84 917
3.	Stephanie Millward	(81)	Swansea Perf	9	30.10	+ 0.81 898
4.	Eleanor Simmonds	(94)	Swansea Perf	6	37.06	+ 0.82 886
5.	Kate Grey	(89)	Bath Univ	9	30.56	+ 0.72 858
6.	Emma Cattle	(88)	Team Luton	10	29.91	+ 0.80 852
7.	Harriet Lee	(91)	Co Peterboro	10	30.08	+ 0.68 837
8.	Rhiannon Henry	(87)	Co Manch Aq	13	29.08	+ 0.65 835

Results Day 3 Finals Monday 5 March 2012

EVENT 119 FINAL OF EVENT 19 Womens Guest 200m Freestyle

Full Results

Place	Name	YoB	Club	Time	R.T.FINA Pt	50	100	150
1.	Sarah Sjoestroem	(93)	Sweden	1:55.23	+ 0.73 942	26.71	56.09	1:25.54
2.	Karin Prinsloo	(89)	South Africa	1:59.32	+ 0.85 848	27.69	58.13	1:29.15
3.	Silke Lippok	(94)	Germany	1:59.56	+ 0.68 843	27.14	57.43	1:28.07
4.	Daniela Schreiber	(89)	Germany	2:00.10	+ 0.85 832	27.13	57.59	1:28.66
5.	Ida Marko-Varga	(85)	Sweden	2:00.48	+ 0.66 824	27.38	57.67	1:28.57
6.	Pernille Blume	(94)	Denmark	2:00.52	+ 0.72 823	27.98	58.39	1:29.29
7.	Lisa Vitting	(91)	Germany	2:00.81	+ 0.73 817	27.36	57.96	1:29.08
8.	Melanie Nocher	(88)	Ireland	2:01.55	+ 0.74 803	28.15	58.69	1:29.93

EVENT 120 FINAL OF EVENT 20 Mens Guest 200m Butterfly

Full Results

Place	Name	YoB	Club	Time	R.T.FINA Pt	50	100	150
1.	Velimir Stjepanovic	(93)	Serbia	1:56.47	+ 0.62 877	26.02	55.12	1:25.46
2.	Dinko Jukic	(89)	Austria	1:56.56	+ 0.69 875	25.94	56.42	1:26.28
3.	Pawel Korzeniowski	(85)	Poland	1:57.16	+ 0.72 862	26.23	56.04	1:26.56
4.	Gyuchoel Chang	(92)	Korea	1:57.89	+ 0.61 846	25.95	56.53	1:27.19
5.	Peng Wu	(87)	China	1:57.95	+ 0.63 844	26.46	56.88	1:27.56
6.	Egon Van Der Straeten	(91)	Belgium	1:58.80	+ 0.67 826	26.29	56.59	1:27.22
7.	Jong Hun Ham	(92)	Korea	2:00.28	+ 0.67 796	26.34	57.16	1:28.47
8.	Duarte Mourao	(84)	Portugal	2:00.81	+ 0.66 786	26.39	56.74	1:28.05

EVENT 121 FINAL OF EVENT 21 Womens Guest 200m IM

Full Results

Place	Name	YoB	Club	Time	R.T.FINA Pt	50	100	150
1.	Kathryn Meaklim	(89)	South Africa	2:13.59	+ 0.79 842	29.26	1:03.39	1:41.67
2.	Hye Ra Choi	(91)	Korea	2:14.46	+ 0.69 825	28.85	1:02.33	1:42.75
3.	Beatriz Gomez	(94)	Spain	2:14.91	+ 0.70 817	29.33	1:04.69	1:43.55
4.	Seoyeong Kim	(94)	Korea	2:15.63	+ 0.67 804	29.19	1:03.34	1:43.59
5.	Barbora Zavadova	(93)	Czech Rep	2:15.75	+ 0.75 802	29.41	1:04.06	1:43.93
6.	Simona Baumrtova	(91)	Czech Rep	2:16.04	+ 0.72 797	29.55	1:03.34	1:44.30
7.	Syzerika McMahon	(95)	Ireland	2:16.05	+ 0.64 797	29.15	1:05.10	1:43.53
8.	Grainne Murphy	(93)	Ireland	2:16.89	+ 0.82 782	29.79	1:04.82	1:45.32



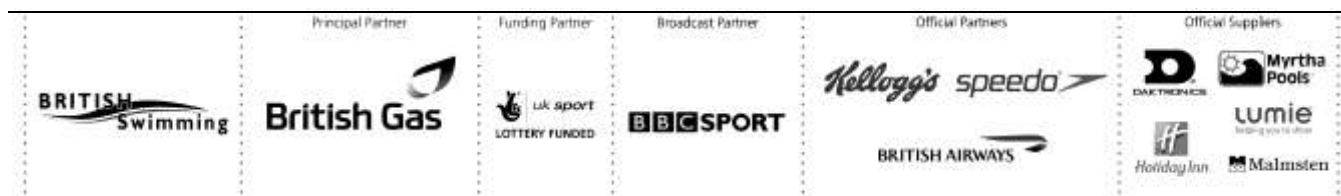
Results Day 4 Heats Tuesday 7 March 2012

	WR	EUR	GBR	FINA A	T 16
100M Freestyle	46.91	47.12	48.20	48.82	48.62

EVENT 24 Mens Open 100m Freestyle

Full Results

Place	Name	YoB	Club	Time	R.T.FINA Pt	50
1.	Konrad Czerniak	(89)	Poland	49.14	+ 0.71 869	23.60
2.	Markus Deibler	(90)	Germany	49.23	+ 0.71 865	23.50
3.	Grant Turner	(89)	Loughboro Un	49.69	+ 0.70 841	23.71
4.	Craig Gibbons	(85)	Maxwell	49.74	+ 0.71 838	23.90
5.	Simon Burnett	(83)	Windsor	49.80	+ 0.62 835	23.91
6.	Emmanuel Vanluchene	(92)	Belgium	49.81	+ 0.61 835	23.82
7.	Petter Stymne	(83)	Sweden	49.82	+ 0.71 834	23.97
8.	Martin Verner	(80)	Czech Rep	49.84	+ 0.72 833	24.13
9.	Steffen Deibler	(87)	Germany	49.86	+ 0.71 832	23.89
10.	James Disney-May	(92)	Millfield	49.88	+ 0.66 831	23.88
11.	Adam Brown	(89)	Hatfield	49.92	+ 0.77 829	23.92
12.	Braxton Timm	(92)	Co Sheffield	50.04	+ 0.60 823	24.08
12.	Tiago Venancio	(87)	Portugal	50.04	+ 0.70 823	24.22
14.	Stefan Nystrand	(81)	Sweden	50.13	+ 0.80 819	23.85
15.	Ross Davenport	(84)	Loughboro Un	50.18	+ 0.67 816	24.06
16.	Robert Renwick	(88)	Co Glasgow	50.22	+ 0.67 815	24.39
16.	Pieter Timmers	(88)	Belgium	50.22	+ 0.73 815	24.50
16.	Marco Di Carli	(85)	Germany	50.22	+ 0.73 815	23.95
19.	Jak Scott	(91)	StirlingSwim	50.25	+ 0.62 813	24.28
20.	Leith Shankland	(91)	South Africa	50.29	+ 0.64 811	24.11
21.	Francois Heersbrandt	(89)	Belgium	50.41	+ 0.63 805	24.80
22.	Robert Bale	(90)	Camforth	50.42	+ 0.64 805	24.20
23.	Andrew Bushell	(88)	Loughboro Un	50.45	+ 0.64 803	24.35
24.	Calum Jarvis	(92)	Bath Univ	50.62	+ 0.72 795	24.43
25.	James Young	(92)	Plymouth Lea	50.66	+ 0.69 793	24.07
26.	Andre Pereira	(93)	Brazil	50.73	+ 0.70 790	24.74
26.	Dieter Dekoninck	(91)	Belgium	50.73	+ 0.64 790	24.27
26.	Yuki Kobori	(93)	Japan	50.73	+ 0.65 790	24.70
29.	Lars Froelander	(74)	Sweden	50.78	+ 0.73 788	24.40
30.	Thomas Greenfield	(89)	Co Cardiff	50.79	+ 0.66 787	24.93
31.	Nimrod Shapira Bar-Or	(89)	Israel	50.87	+ 0.73 784	24.63
32.	Zachary Hayden	(87)	USA	50.92	+ 0.65 781	24.20
33.	Robert Iddiols	(89)	Windsor	50.95	+ 0.62 780	24.08
34.	Richard Schafers	(91)	Edinburgh Un	51.11	+ 0.68 773	24.30
35.	Arthur Mendes Filho	(93)	Brazil	51.13	+ 0.61 772	24.69
35.	Joonmo Bae	(89)	Korea	51.13	+ 0.69 772	24.75
37.	Dinko Jukic	(89)	Austria	51.14	+ 0.63 771	24.53
38.	Xiang Jin	(92)	China	51.18	+ 0.70 770	24.85
39.	Alasdair Stirling	(93)	Co Glasgow	51.23	+ 0.64 767	25.12
40.	Roy-Allan Burch	(85)	Bermuda	51.36	+ 0.61 761	23.62
41.	Edward Walsh	(90)	Camden Swiss	51.42	+ 0.71 759	24.52
42.	Stephen Milne	(94)	Perth City	51.47	+ 0.71 757	25.14
42.	Joseph Patching	(94)	Plymouth Lea	51.47	+ 0.63 757	24.94
42.	Aschwin Wildeboer	(86)	Spain	51.47	+ 0.72 757	25.20
45.	Leo Jaggs	(94)	Camden Swiss	51.48	+ 0.68 756	24.65
46.	Kai Wai David Wong	(89)	Hong Kong	51.51	+ 0.69 755	24.39
47.	Aaron Rickhuss	(93)	Plymouth Lea	51.59	+ 0.70 751	24.19
48.	Sam Horrocks	(94)	Co Manch Aq	51.68	+ 0.63 747	24.85
49.	Velimir Stjepanovic	(93)	Serbia	51.69	+ 0.62 747	24.53
50.	Steven Beckerleg	(89)	Plymouth Lea	51.71	+ 0.69 746	24.81
50.	Raphael Stacchiotti	(92)	Luxembourg	51.71	+ 0.64 746	24.99
52.	Tsubasa Nakagawa	(92)	Co Leicester	51.72	+ 0.60 746	24.59
53.	Diego Prado	(90)	Brazil	51.80	+ 0.69 742	24.67
54.	Junehyuck Yang	(94)	Korea	52.06	+ 0.62 731	24.97
55.	Thomas Barton	(94)	Co Liverpool	52.07	+ 0.65 731	25.35
56.	Mark Szaranek	(95)	Carnegie	52.21	+ 0.67 725	24.69
57.	Karl Morgan	(95)	Nova Cent'n	52.38	+ 0.77 718	25.92
58.	Jean Francois Schneide	(90)	Luxembourg	52.39	+ 0.70 717	25.20
59.	Michael Flach	(91)	USA	52.49	+ 0.64 713	25.26
60.	Henry Ash	(94)	Aquae Sulis	52.54	+ 0.68 711	25.10

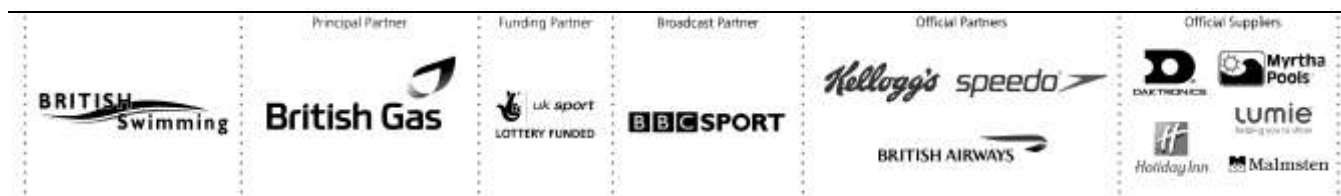




Results Day 4 Heats Tuesday 7 March 2012

EVENT 24 Mens Open 100m Freestyle

61. Jordan Hughes	(96) N Ayrshire	52.78	+ 0.68	702	25.82
62. Jan Sefl	(90) Czech Rep	52.83	+ 0.69	700	25.49
63. John Slater	(96) Basingstoke	52.88	+ 0.72	698	25.59
64. Jack Smith	(96) Plymouth Lea	52.91	+ 0.75	696	25.61
65. Miles Munro	(96) Beau Sejour	52.95	+ 0.75	695	25.13
66. Brian O'Sullivan	(95) Ireland	53.00	+ 0.72	693	25.33
67. Oliver Leonard	(95) Windsor	53.36	+ 0.73	679	24.71
68. Daniel Jones	(96) Oswestry Ott	53.38	+ 0.67	678	26.01
69. Bradley Lynch	(96) Co Birm'ham	53.39	+ 0.66	678	25.82
70. Suleman Butt	(97) Aberdeen	53.48	+ 0.69	674	25.66
71. William Rosson	(96) Wrexham	53.50	+ 0.72	674	25.45
72. Jordan Barlow	(94) Co Liverpool	53.54	+ 0.63	672	25.98
73. Shaun Muscroft	(96) Co Manch Aq	53.57	+ 0.64	671	25.88
74. Daniel Speers	(97) Poole	54.02	+ 0.68	654	26.13
75. Nico Campbell	(97) Hatfield	54.28	+ 0.72	645	26.48
76. Matthew Watkinson	(95) Nova Cent'n	54.29	+ 0.77	645	26.65
77. Martyn Walton	(97) Hatfield	54.60	+ 0.74	634	26.48
78. Josh Pankhurst	(96) East Grins'd	54.98	+ 0.81	621	26.02





Results Day 4 Heats Tuesday 7 March 2012

	WR	ER	GBR	FINA A	T 16
200m Butterfly	2.01.81	2.04.27	2.04.83	2.08.95	2.08.66

EVENT 25 Womens Open 200m Butterfly

Full Results

Place	Name	YoB	Club	Time	R.T.FINA Pt	50	100	150
1.	Mireia Belmonte	(90)	Spain	2:08.81	+ 0.75 845	29.63	1:02.94	1:36.07
2.	Jemma Lowe	(90)	Swansea Perf	2:10.01	+ 0.70 822	29.07	1:01.77	1:35.49
3.	Martina Granstroem	(91)	Sweden	2:10.02	+ 1.36 822	29.96	1:03.55	1:36.87
4.	Otylia Jedrzejczak	(83)	Poland	2:10.14	+ 0.79 820	29.22	1:02.61	1:35.83
5.	Hye Ra Choi	(91)	Korea	2:10.62	+ 0.71 810	29.57	1:03.00	1:36.92
6.	Ellen Gandy	(91)	Beckenham	2:10.66	+ 0.77 810	29.11	1:02.33	1:35.93
7.	Sara Oliveira	(85)	Portugal	2:10.96	+ 0.69 804	29.55	1:02.81	1:36.76
8.	Lyndsay De Paul	(88)	USA	2:11.31	+ 0.62 798	29.89	1:03.19	1:37.03
9.	Jessica Dickons	(90)	Edinburgh Un	2:11.32	+ 0.76 798	29.36	1:02.32	1:36.54
10.	Elena Sheridan	(95)	Romford Town	2:11.97	+ 0.75 786	29.78	1:03.16	1:37.50
11.	Amanda Loots	(78)	South Africa	2:12.04	+ 0.72 785	29.77	1:03.62	1:37.55
12.	Ida Marko-Varga	(85)	Sweden	2:12.17	+ 0.67 782	29.75	1:03.46	1:37.42
13.	Sehyeon An	(95)	Korea	2:12.36	+ 0.71 779	29.87	1:04.28	1:38.48
14.	Claudia Dasca	(94)	Spain	2:13.07	+ 0.75 767	29.97	1:03.47	1:37.79
15.	Tilly Gray	(91)	Loughboro Un	2:13.25	+ 0.67 763	29.15	1:03.15	1:37.69
16.	Amanda Nugent	(91)	Co Salford	2:13.26	+ 0.74 763	30.35	1:03.75	1:38.25
17.	Alys Thomas	(90)	Swansea Perf	2:13.67	+ 0.76 756	29.96	1:03.50	1:37.92
18.	Kate Hutchinson	(90)	Loughboro Un	2:14.20	+ 0.69 747	30.50	1:04.81	1:38.79
19.	Charlotte Bryan	(94)	Swansea Perf	2:14.82	+ 0.86 737	30.79	1:04.93	1:38.68
20.	Libby Mitchell	(93)	Swansea Perf	2:14.89	+ 0.78 736	29.90	1:04.03	1:38.41
21.	Hyerim Kim	(95)	Korea	2:15.49	+ 0.77 726	30.35	1:04.32	1:39.66
22.	Hannah Shore	(92)	Loughboro Un	2:15.59	+ 0.75 725	29.42	1:03.35	1:38.68
23.	Kirsty Armstrong	(89)	Loughboro Un	2:15.66	+ 0.75 723	29.97	1:04.17	1:39.38
24.	Fiona Donnelly	(95)	Nova Cent'n	2:16.13	+ 0.80 716	30.14	1:04.64	1:39.91
25.	Bryony Campbell	(93)	St Felix Sch	2:16.57	+ 0.81 709	30.02	1:04.32	1:39.61
26.	Georgia Barton	(95)	Preston	2:16.99	+ 0.74 703	30.35	1:04.59	1:40.09
27.	Barbora Zavadova	(93)	Czech Rep	2:17.00	+ 0.77 702	30.70	1:06.15	1:41.65
28.	Jennifer Oldham	(90)	Bath Univ	2:17.37	+ 0.57 697	30.24	1:04.92	1:40.63
29.	Emma Day	(97)	Guildford Ct	2:17.52	+ 0.69 694	31.29	1:07.48	1:41.38
30.	Kristina Neves	(96)	Guernsey	2:17.61	+ 0.86 693	30.92	1:06.39	1:41.81
31.	Hannah Jones	(97)	Derventio	2:17.79	+ 0.75 690	31.39	1:05.80	1:41.41
32.	Kathryn Meaklim	(89)	South Africa	2:18.61	+ 0.76 678	30.79	1:06.55	1:42.68
33.	Rachael Kelly	(94)	Royal Wolv	2:18.64	+ 0.71 678	30.27	1:05.74	1:41.23
34.	Fern Davies	(92)	Swim Swansea	2:18.83	+ 0.78 675	31.44	1:06.65	1:42.73
35.	Katherine Ambridge	(90)	Windsor	2:18.85	+ 0.68 675	30.00	1:04.39	1:40.73
36.	Bearnna Close	(97)	Co Manch Aq	2:18.87	+ 0.73 674	30.35	1:05.94	1:42.28
37.	Lily Glover	(96)	Windsor	2:19.87	+ 0.77 660	30.04	1:05.12	1:41.68
37.	Hannah Meek	(96)	Nova Cent'n	2:19.87	+ 0.84 660	31.38	1:06.80	1:42.94
39.	Emily Jones	(95)	Garioch	2:19.91	+ 0.72 659	30.27	1:05.33	1:41.99
40.	Shauntelle Austin	(97)	Preston	2:20.15	+ 0.74 656	30.55	1:06.51	1:43.33
41.	Katherine Fisher	(98)	Co Leeds	2:21.45	+ 0.67 638	31.21	1:07.25	1:44.14
42.	Anna Newlands	(98)	Cockermouth	2:22.25	+ 0.73 627	32.02	1:08.61	1:45.84
43.	Rebecca Mottershaw	(97)	Co Leeds	2:22.27	+ 0.69 627	32.02	1:09.08	1:46.03
44.	Gillian Clark	(96)	East Lothian	2:22.41	+ 0.72 625	30.86	1:06.50	1:43.64
45.	Faye Pinder	(96)	South Tyne	2:22.96	+ 0.74 618	30.73	1:06.22	1:44.09
46.	Julie Hunter	(96)	F.I.R.S.T.	2:24.24	+ 0.77 602	30.76	1:06.68	1:44.60
47.	Christine Mailliet	(87)	Luxembourg	2:24.48	+ 0.78 599	32.07	1:08.86	1:47.05
48.	Isobel Grant	(98)	Co Sheffield	2:24.64	+ 0.80 597	32.55	1:09.56	1:47.15
49.	Sophie Waller	(98)	Dover Life	2:25.59	+ 0.79 585	32.47	1:09.21	1:46.88
50.	Rachel Sharples	(96)	East Lothian	2:25.60	+ 0.75 585	31.30	1:07.04	1:44.90
51.	Emma Burns	(98)	Bolton Metro	2:26.58	+ 0.85 573	33.44	1:10.96	1:49.18
52.	Evan King	(99)	Weston S M	2:27.89	+ 0.94 558	32.32	1:09.59	1:48.85
53.	Caitlin Wheatley	(97)	Bicester	2:28.13	+ 0.73 556	31.54	1:08.48	1:47.87
54.	Robyn Saunders	(98)	Co Salford	2:29.45	+ 0.86 541	32.07	1:10.20	1:49.78



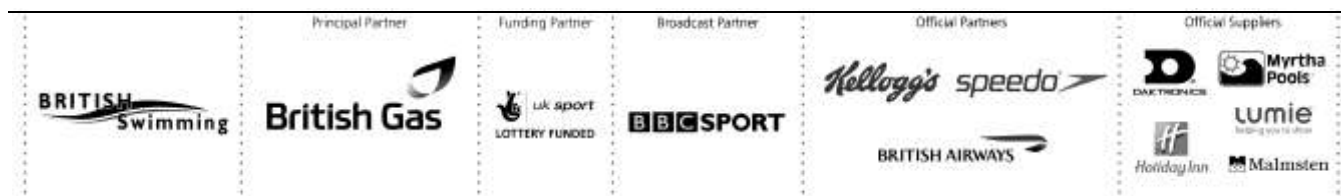
Results Day 4 Heats Tuesday 7 March 2012

	WR	EUR	GBR	FINA A	T 16
200m Breaststroke	2:07.31	2:07.64	2:09.01	2:11.74	2:11.50

EVENT 26 Mens Open 200m Breaststroke

Full Results

Place	Name	YoB	Club	Time	R.T.FINA Pt	50	100	150
1.	Andrew Willis	(90)	Bracknell	2:13.89	+ 0.72 859	30.13	1:04.50	1:39.75
2.	Michael Jamieson	(88)	Edinburgh Un	2:14.12	+ 0.79 855	30.16	1:03.81	1:38.43
3.	Melquiades Alvarez	(88)	Spain	2:14.25	+ 0.68 852	31.24	1:05.40	1:39.51
4.	Janghun Ju	(95)	Korea	2:14.30	+ 0.66 851	30.24	1:04.97	1:40.11
5.	Daniel Sliwinski	(90)	Preston	2:14.40	+ 0.73 849	29.59	1:03.78	1:38.98
6.	Ross Murdoch	(94)	West Dunbart	2:14.51	+ 0.66 847	29.93	1:03.75	1:38.78
7.	Russell Smith	(91)	Stockport Mo	2:14.65	+ 0.67 845	30.37	1:05.12	1:39.67
8.	Laurent Carol	(89)	Luxembourg	2:14.99	+ 0.78 838	30.27	1:05.08	1:40.17
9.	James Broady	(91)	Loughboro Un	2:15.02	+ 0.74 838	30.36	1:04.58	1:39.73
10.	Kyuwoong Choi	(90)	Korea	2:15.68	+ 0.68 826	31.08	1:05.72	1:40.91
11.	Seungcheol Oh	(93)	Korea	2:15.83	+ 0.74 823	31.05	1:05.85	1:40.91
12.	Jonas Coreelman	(91)	Belgium	2:15.84	+ 0.74 823	30.56	1:05.01	1:40.06
13.	Hendrik Feldwehr	(86)	Germany	2:15.95	+ 0.70 821	29.77	1:04.81	1:40.58
14.	Jamie Ross	(87)	StirlingSwim	2:15.98	+ 0.66 820	30.28	1:04.48	1:39.50
15.	Joseph Parker	(93)	Plymouth Lea	2:16.17	+ 0.64 817	31.02	1:05.71	1:40.90
16.	Kristopher Gilchrist	(83)	Edinburgh Un	2:16.21	+ 0.76 816	30.45	1:04.84	1:40.05
17.	Lewis Coleman	(92)	Co Sheffield	2:16.27	+ 0.74 815	30.78	1:04.70	1:39.73
18.	Jin Soo Kim	(87)	Korea	2:16.37	+ 0.68 813	31.24	1:05.62	1:40.56
19.	Christopher Steeples	(92)	Co Manch Aq	2:16.91	+ 0.64 804	30.91	1:05.79	1:41.62
20.	Paul Sutherland	(90)	Bath Univ	2:16.99	+ 0.71 802	30.69	1:05.88	1:41.43
21.	Nicholas Quinn	(93)	Ireland	2:17.22	+ 0.64 798	30.93	1:06.02	1:41.43
22.	Markus Rogan	(82)	Austria	2:17.24	+ 10:1 798	31.11	1:05.57	1:41.03
23.	Craig Benson	(94)	Warrender Ba	2:17.27	+ 0.70 797	29.44	1:03.98	1:39.71
24.	Rory Pardoe	(92)	Torfaen	2:17.42	+ 0.72 795	31.52	1:06.48	1:41.85
25.	Adam Peaty	(94)	Co Derby	2:17.47	+ 0.69 794	30.26	1:05.03	1:41.19
26.	Richard Webb	(87)	Swansea Perf	2:17.87	+ 0.78 787	30.92	1:05.84	1:41.51
27.	Maxim Podoprigora	(78)	Austria	2:17.94	+ 0.78 786	30.78	1:06.12	1:41.93
28.	Tristan Slater	(93)	Millfield	2:18.18	+ 0.70 782	31.32	1:06.58	1:42.22
29.	Luke Howdle	(94)	Nova Cent'n	2:18.21	+ 0.76 781	32.23	1:07.19	1:42.37
30.	Richard Spoor	(92)	Co Birm'ham	2:18.33	+ 0.72 779	31.09	1:06.90	1:42.49
31.	Ross Muir	(91)	F.I.R.S.T.	2:18.55	+ 0.79 775	32.05	1:07.35	1:42.25
32.	Joseph Siberry	(92)	Co Leeds	2:18.65	+ 0.69 774	31.66	1:07.00	1:42.32
33.	Dawid Szulich	(90)	Poland	2:18.72	+ 0.69 772	30.59	1:05.63	1:41.69
34.	Matthew Allison	(91)	Co Leeds	2:19.43	+ 0.55 761	32.05	1:07.63	1:43.14
35.	Robert Cave	(90)	Hatfield	2:19.50	+ 0.73 760	31.11	1:06.25	1:41.90
36.	Xander Alari-Williams	(93)	Sevenoaks	2:19.56	+ 0.76 759	30.38	1:05.48	1:41.96
37.	Andrew Rodgie	(88)	Edinburgh Un	2:19.58	+ 0.77 758	31.30	1:06.21	1:42.36
38.	James Wilby	(93)	York City	2:19.68	+ 0.70 757	31.64	1:08.05	1:44.22
39.	Dan Sweeney	(93)	Plymouth Lea	2:19.75	+ 0.67 756	30.67	1:05.72	1:41.59
40.	Nicholas Cook	(94)	Derwentside	2:20.69	+ 0.71 740	31.66	1:07.30	1:43.50
41.	Mitchell Adshead	(93)	Chase	2:20.70	+ 0.78 740	32.16	1:07.67	1:43.71
42.	Douglas Scott	(91)	Eastkilbride	2:20.72	+ 0.68 740	31.27	1:06.95	1:43.42
43.	Jamie Graham	(93)	Co Glasgow	2:21.38	+ 0.74 730	30.51	1:06.37	1:43.44
44.	Ross Dibblin	(94)	Leander	2:21.48	+ 0.73 728	31.32	1:07.52	1:44.50
45.	Calum Tait	(94)	Milingavie &B	2:21.72	+ 0.65 724	31.93	1:07.50	1:43.88
46.	James Yule	(94)	Westhill	2:22.15	+ 0.82 718	31.62	1:07.40	1:44.22
47.	Petr Bartunek	(91)	Czech Rep	2:22.46	+ 0.72 713	32.52	1:09.27	1:46.55
48.	Chris Kerr	(93)	Warrender Ba	2:23.15	+ 0.66 703	31.46	1:06.65	1:43.35
49.	Jack Smith	(95)	Preston	2:26.23	+ 0.63 659	31.88	1:07.77	1:45.74
50.	Pedro Miguel Pinotes	(89)	Angola	2:28.33	+ 0.71 632	33.51	1:11.65	1:49.94
51.	Giovanni Guarino	(96)	AIB Tigers	2:28.96	+ 0.84 624	33.05	1:10.40	1:49.42
52.	Jack Burton	(96)	S Boumem'th	2:28.98	+ 0.71 624	32.97	1:10.42	1:49.91
53.	Joshua Winnicott	(96)	Co Birm'ham	2:29.12	+ 0.71 622	33.03	1:11.43	1:49.89
54.	Hoi Tung Ronald Tsui	(92)	Hong Kong	2:29.24	+ 0.72 620	32.05	1:08.63	1:47.96
55.	Angelito Cassandra	(93)	Brazil	2:29.47	+ 0.68 617	32.06	1:10.32	1:49.20
56.	Samuel Richards	(97)	Co Coventry	2:29.53	+ 0.64 617	33.29	1:10.93	1:49.93
57.	Daniel Speers	(97)	Poole	2:34.53	+ 0.70 559	33.56	1:11.45	1:51.87
	Mark Branch	(87)	Co Coventry	DQ SL-3L				



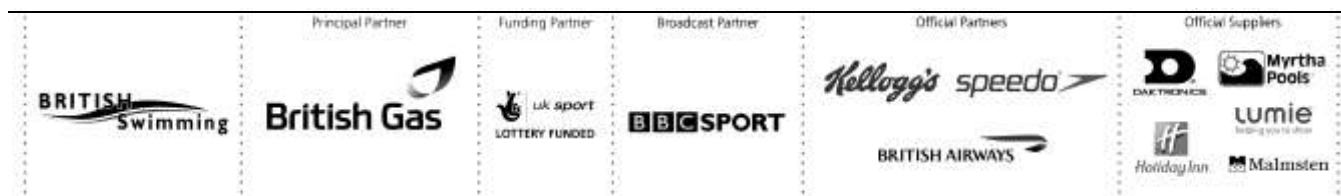


Results Day 4 Heats Tuesday 7 March 2012

EVENT 27 Womens MC 100m Freestyle

Multi-Disability by British Disability Points

Place	Name	YoB	Club	Cat.	Time	R.T.	BDPoints	50
1.	Heather Frederiksen	(85)	Co Salford	8	1:08.81	+ 0.83	905	33.29
1.	Eleanor Simmonds	(94)	Swansea Perf	6	1:18.54	+ 0.62	905	38.04
3.	Rhiannon Henry	(87)	Co Manch Aq	13	1:01.82	+ 0.76	864	29.61
4.	Susannah Rodgers	(83)	Otter	7	1:12.57	+ 0.88	839	34.89
5.	Hannah Russell	(96)	Guildford Ct	12	1:03.11	+ 0.79	837	29.99
6.	Stephanie Millward	(81)	Swansea Perf	9	1:05.24	+ 0.84	821	31.82
7.	Louise Watkin	(92)	Co Salford	9	1:05.39	+ 0.66	815	31.21
8.	Claire Cashmore	(88)	Co Leeds	9	1:05.42	+ 0.71	814	31.89
9.	Lauren Steadman	(92)	Portsmouth N	9	1:06.11	+ 0.71	789	31.64
10.	Emma Hollis	(92)	Loughboro Un	8	1:12.31	+ 0.79	780	34.59
10.	Natalie Jones	(84)	Colchester P	6	1:22.53	+ 0.95	780	40.19
12.	Gemma Almond	(93)	Swansea Perf	10	1:06.83	+ 0.85	775	32.31
13.	Emma Cattle	(88)	Team Luton	10	1:07.37	+ 0.83	757	33.01
14.	Amy Marren	(98)	Romford Town	9	1:07.06	+ 0.81	756	32.00
15.	Tully Kearney	(97)	Royal Wolv	10	1:07.77	+ 0.77	743	32.87
16.	Kate Grey	(89)	Bath Univ	9	1:07.47	+ 0.68	742	32.23
17.	Eleni Papadopoulos	(92)	Co Manch Aq	10	1:08.00	+ 0.69	736	32.75
18.	Ellen Keane	(95)	Kelly Coll	9	1:08.67	+ 0.82	704	33.01
19.	Alice Tai	(99)	Seagulls Swi	10	1:10.27	+ 0.63	667	33.96
20.	Rosie Bancroft	(95)	Co Oxford	10	1:10.41	+ 0.97	663	33.92
21.	Lauren Smith	(93)	Hatfield	9	1:10.08	+ 0.75	662	33.31
22.	Nyree Kindred	(80)	Leominster	6	1:29.51	+ 0.89	611	44.57
23.	Jessica Harper	(94)	Chelsea&West	9	1:12.43	+ 0.75	600	33.95
24.	Francesca O'Connor	(91)	Wyre Forest	7	1:22.58	+ 0.73	570	40.22
25.	Emily Harris	(97)	St Felix Sch	9	1:13.91	+ 1.00	564	35.87
26.	Charlotte Henshaw	(87)	Nova Cent'n	8	1:21.78	+ 0.78	539	39.29
27.	Hope Gordon	(94)	StirlingSwim	9	1:16.59	+ 1.02	507	36.84
28.	Leonie Buck	(95)	Greenw Bo Ma	9	1:17.32	+ 0.78	493	36.18
29.	Jo-Jo Cranfield	(93)	Loughboro Un	9	1:18.98	+ 0.83	463	37.16
30.	Jan Langton	(86)	Kelly Coll	6	1:38.87	+ 1.13	454	48.34
31.	Samantha Neill	(95)	Gates &Whick	3	2:57.58	+ 0.81	328	1:24.69



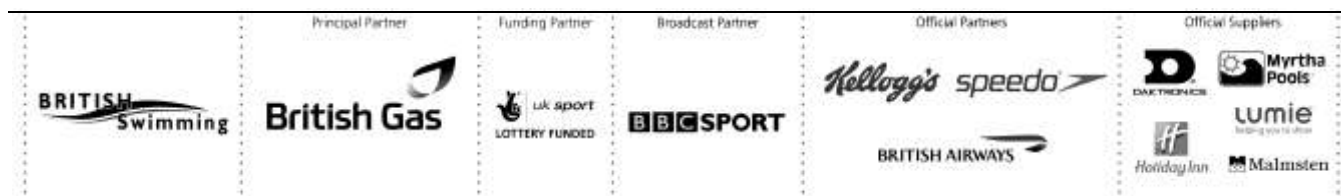


Results Day 4 Heats Tuesday 7 March 2012

EVENT 28 Mens MC 100m Freestyle

Multi-Disability by British Disability Points

Place	Name	YoB	Club	Cat.	Time	R.T.BDPoints	50
1.	Matthew Walker	(78)	Marple	7	1:03.91	+ 1.00 842	30.59
2.	Sean Fraser	(90)	Warrender Ba	8	1:01.09	+ 0.92 839	30.01
3.	David Ellis	(86)	Co Manch Aq	13	56.59	+ 0.67 828	27.65
4.	Jonathan Fox	(91)	Newquay	7	1:04.41	+ 0.80 822	30.82
5.	Josef Craig	(97)	South Tyne	7	1:05.78	+ 0.78 772	31.08
6.	Simon Miller	(86)	Co Manch Aq	9	1:00.59	+ 0.66 760	28.95
7.	Sam Hynd	(91)	Swansea Perf	8	1:03.26	+ 0.73 756	30.83
8.	Stefan Hoggan	(92)	Carnegie	9	1:00.87	+ 0.79 750	29.19
9.	Sascha Kindred	(77)	Leominster	6	1:12.10	+ 0.82 748	33.41
10.	Robert Welbourn	(87)	Swansea Perf	10	56.08	+ 0.78 746	27.18
11.	Matthew Whorwood	(89)	Swansea Perf	6	1:12.71	+ 0.61 729	35.46
12.	James Clegg	(94)	Tranent	12	57.24	+ 0.65 704	27.70
13.	James Anderson	(63)	StirlingSwim	2	2:26.83	+ 0.70 702	1:11.05
14.	Rafael Bagott	(97)	Newburn	13	59.83	+ 0.86 701	28.62
15.	Morgyn Peters	(96)	Millfield	9	1:02.29	+ 1.01 700	30.33
16.	Graham Edmunds	(74)	Swansea Perf	10	57.32	+ 0.82 699	27.19
17.	Matthew Wylie	(96)	Co Sund'land	9	1:03.45	+ 0.78 662	30.54
18.	Ryan Crouch	(94)	teamipswich	10	58.82	+ 0.77 647	28.34
19.	Anthony Stephens	(86)	Swansea Perf	5	1:21.36	+ 0.50 643	38.24
20.	Jack Bridge	(94)	Preston	10	59.13	+ 0.63 637	28.58
21.	James Hollis	(94)	Epping For't	10	59.38	+ 0.65 629	28.47
22.	Sam Bradley	(93)	Team Luton	7	1:10.60	+ 0.96 624	34.61
23.	Joe Barton	(93)	Carnforth	8	1:08.74	+ 0.93 589	32.48
24.	Grant Taylor	(94)	Cockermouth	8	1:08.80	+ 0.90 587	32.49
24.	Michael Reeve	(92)	Loughboro Un	12	1:00.80	+ 0.77 587	29.03
26.	Michael Jones	(94)	Kelly Coll	8	1:09.19	+ 1.17 578	33.53
27.	Kahoru Harazawa	(97)	Wandsworth	10	1:01.30	+ 0.67 571	29.03
27.	Jason Ridgley	(93)	Thurso	10	1:01.31	+ 0.84 571	29.22
29.	Robert Dalglish	(95)	Livingston	10	1:02.39	+ 0.80 542	30.67
30.	Alexander Goodman	(91)	Portsmouth N	7	1:14.60	+ 0.85 529	35.11
31.	Jonathan Eke	(96)	Abertillery	10	1:03.32	+ 0.79 519	30.56
32.	James Pout	(96)	Co Liverpool	8	1:12.20	+ 0.85 508	34.55
33.	Ryan West	(97)	Gloucester	9	1:09.36	+ 0.70 507	32.73
34.	Andrew Gould	(95)	Sheffield C	10	1:04.19	+ 0.94 498	31.06
35.	Ryan Wilkinson	(97)	Co Sheffield	9	1:12.58	+ 0.84 442	34.13
36.	Oscar Livesey	(97)	Greenwich	10	1:07.20	+ 0.83 434	31.67
37.	Lyndon Longhorne	(95)	Wear Valley	5	1:33.11	+ 0.71 429	42.76





Results Day 4 Finals Tuesday 6 March 2012

EVENT 224 SEMI FINAL OF EVENT 24 Mens Open 100m Freestyle

Full Results

Place	Name	YoB	Club	Time	R.T.FINA Pt	50
1.	Simon Burnett	(83)	Windsor	49.33	+ 0.61 859	23.73
2.	Robert Renwick	(88)	Co Glasgow	49.57	+ 0.66 847	24.10
3.	Grant Turner	(89)	Loughboro Un	49.67	+ 0.71 842	24.05
4.	Adam Brown	(89)	Hatfield	49.69	+ 0.81 841	23.55
5.	James Disney-May	(92)	Millfield	49.70	+ 0.65 840	23.67
6.	Ross Davenport	(84)	Loughboro Un	49.74	+ 0.66 838	24.10
7.	Craig Gibbons	(85)	Maxwell	49.80	+ 0.68 835	23.47
8.	Jak Scott	(91)	StirlingSwim	49.89	+ 0.60 831	24.11
9.	Braxton Timm	(92)	Co Sheffield	49.99	+ 0.59 826	24.09
10.	Calum Jarvis	(92)	Bath Univ	50.09	+ 0.72 821	24.20
11.	Thomas Greenfield	(89)	Co Cardiff	50.37	+ 0.61 807	24.40
12.	Robert Bale	(90)	Carnforth	50.42	+ 0.68 805	24.41
13.	Andrew Bushell	(88)	Loughboro Un	50.59	+ 0.67 797	24.41
14.	Zachary Hayden	(87)	USA	50.96	+ 0.60 780	24.43
15.	James Young	(92)	Plymouth Lea	51.08	+ 0.68 774	24.26
16.	Robert Iddiols	(89)	Windsor	51.10	+ 0.62 773	23.78

EVENT 119 FINAL OF EVENT 219 Womens Open 200m Freestyle

FINA A Time 1:58.33 - World Top 16 Time 1:57.83

Full Results

Place	Name	YoB	Club	Time	R.T.FINA Pt	50	100	150
1.	Rebecca Turner	(92)	Co Sheffield	1:57.65	+ 0.62 885	28.26	58.50	1:28.73
2.	Caitlin McClatchey	(85)	Loughboro Un	1:58.07	+ 0.69 876	27.89	57.85	1:28.01
3.	Eleanor Faulkner	(93)	Co Sheffield	1:58.39	+ 0.76 869	27.84	57.85	1:28.46
4.	Joanne Jackson	(86)	Loughboro Un	1:58.70	+ 0.73 862	27.72	57.71	1:28.04
5.	Sasha Matthews	(91)	Nova Cent'n	1:59.39	+ 0.75 847	28.39	58.63	1:29.25
6.	Jazmin Carlin	(90)	Swansea Perf	2:00.24	+ 0.79 829	28.73	59.23	1:29.69
7.	Keri-Anne Payne	(87)	Stockport Mo	2:00.31	+ 0.68 828	28.11	58.62	1:29.68
8.	Lucy Ellis	(93)	StirlingSwim	2:00.78	+ 0.68 818	28.69	59.58	1:30.28

EVENT 120 FINAL OF EVENT 220 Mens Open 200m Butterfly

FINA A Time 1:56.86 - World Top 16 Time 1:56.26

Full Results

Place	Name	YoB	Club	Time	R.T.FINA Pt	50	100	150
1.	Joseph Roebuck	(85)	Loughboro Un	1:55.94	+ 0.78 889	26.05	55.58	1:25.14
2.	Roberto Pavoni	(91)	Loughboro Un	1:56.10	+ 0.61 886	26.26	55.81	1:25.90
3.	Michael Rock	(87)	Stockport Mo	1:56.48	+ 0.62 877	25.85	54.71	1:24.99
4.	Adam Mallett	(89)	Swansea Perf	1:58.52	+ 0.71 832	26.71	56.85	1:27.72
5.	Iain Macmillan	(86)	Stockport Mo	1:58.85	+ 0.72 825	26.46	56.31	1:26.99
6.	Matthew Johnson	(95)	Co Sheffield	1:59.12	+ 0.70 820	26.81	57.30	1:28.31
7.	Cameron Brodie	(92)	Kelly Coll	1:59.48	+ 0.68 812	26.63	57.02	1:27.80
8.	Lewis Smith	(88)	Warrender Ba	2:00.29	+ 0.67 796	26.87	57.01	1:28.21

EVENT 225 SEMI FINAL OF EVENT 25 Womens Open 200m Butterfly

Full Results

Place	Name	YoB	Club	Time	R.T.FINA Pt	50	100	150
1.	Ellen Gandy	(91)	Beckenham	2:07.54	+ 0.74 871	28.22	1:00.26	1:33.10
2.	Jemma Lowe	(90)	Swansea Perf	2:08.53	+ 0.68 851	28.82	1:01.42	1:34.36
3.	Jessica Dickons	(90)	Edinburgh Un	2:10.33	+ 0.73 816	29.09	1:01.66	1:35.92
4.	Elena Sheridan	(95)	Romford Town	2:11.72	+ 0.72 790	29.12	1:02.52	1:37.01
5.	Tilly Gray	(91)	Loughboro Un	2:12.21	+ 0.69 782	29.26	1:02.88	1:36.91
6.	Amanda Nugent	(91)	Co Salford	2:12.78	+ 0.76 772	29.92	1:03.44	1:37.75
7.	Alys Thomas	(90)	Swansea Perf	2:12.79	+ 0.79 771	29.83	1:03.37	1:37.84
8.	Kate Hutchinson	(90)	Loughboro Un	2:13.96	+ 0.70 751	30.43	1:04.98	1:39.74
9.	Libby Mitchell	(93)	Swansea Perf	2:13.96	+ 0.73 751	29.93	1:03.61	1:37.96
10.	Bryony Campbell	(93)	St Felix Sch	2:14.83	+ 0.80 737	29.93	1:04.03	1:38.69
11.	Georgia Barton	(95)	Preston	2:14.87	+ 0.72 736	29.61	1:03.51	1:38.55
12.	Jennifer Oldham	(90)	Bath Univ	2:15.24	+ 0.61 730	30.45	1:04.85	1:39.94
13.	Charlotte Bryan	(94)	Swansea Perf	2:15.33	+ 0.84 729	30.31	1:03.95	1:38.39
14.	Fiona Donnelly	(95)	Nova Cent'n	2:15.39	+ 0.81 728	30.18	1:04.55	1:39.60
15.	Hannah Shore	(92)	Loughboro Un	2:15.59	+ 0.77 725	29.66	1:03.60	1:38.86
16.	Kirsty Armstrong	(89)	Loughboro Un	2:16.06	+ 0.76 717	30.08	1:04.80	1:40.02

EVENT 225 SEMI FINAL OF EVENT 25 Womens Open 200m Butterfly - Swim-Off

Full Results

Place	Name	YoB	Club	Time	R.T.FINA Pt	50	100	150
1.	Kate Hutchinson	(90)	Loughboro Un	2:14.58	+ 0.77 741	30.47	1:05.24	1:40.04
2.	Libby Mitchell	(93)	Swansea Perf	2:15.30	+ 0.67 729	30.54	1:05.55	1:40.41

Principal Partner		Funding Partner	Broadcast Partner	Official Partners		Official Suppliers	

Results Day 4 Finals Tuesday 6 March 2012

EVENT 226 SEMI FINAL OF EVENT 26 Mens Open 200m Breaststroke

Full Results

Place	Name	YoB	Club	Time	R.T.FINA Pt	50	100	150
1.	Michael Jamieson	(88)	Edinburgh Un	2:11.47	+ 0.73 908	29.71	1:02.50	1:36.29
2.	Andrew Willis	(90)	Bracknell	2:11.87	+ 0.73 899	29.68	1:03.48	1:37.33
3.	Kristopher Gilchrist	(83)	Edinburgh Un	2:13.22	+ 0.74 872	29.51	1:02.80	1:37.40
4.	Russell Smith	(91)	Stockport Mo	2:13.27	+ 0.65 871	30.06	1:04.14	1:38.43
5.	James Broady	(91)	Loughboro Un	2:13.49	+ 0.80 867	30.04	1:04.09	1:38.68
6.	Richard Webb	(87)	Swansea Perf	2:13.86	+ 0.73 860	29.77	1:03.57	1:38.54
7.	Daniel Sliwinski	(90)	Preston	2:13.91	+ 0.69 859	30.07	1:04.23	1:38.91
8.	Ross Murdoch	(94)	West Dunbart	2:14.90	+ 0.68 840	30.41	1:04.29	1:39.67
9.	Jamie Ross	(87)	StirlingSwim	2:15.27	+ 0.71 833	30.10	1:03.93	1:39.14
10.	Christopher Steeples	(92)	Co Manch Aq	2:15.58	+ 0.61 827	30.76	1:05.53	1:40.53
11.	Craig Benson	(94)	Warrender Ba	2:15.67	+ 0.74 826	30.59	1:06.78	1:42.44
12.	Adam Peaty	(94)	Co Derby	2:15.68	+ 0.63 826	30.49	1:05.77	1:40.98
13.	Joseph Parker	(93)	Plymouth Lea	2:15.88	+ 0.68 822	30.95	1:05.74	1:40.95
14.	Rory Pardoe	(92)	Torfaen	2:16.74	+ 0.79 807	31.55	1:06.66	1:41.38
15.	Paul Sutherland	(90)	Bath Univ	2:16.97	+ 0.66 802	30.44	1:04.98	1:40.57
16.	Tristan Slater	(93)	Millfield	2:18.53	+ 0.73 776	31.26	1:06.18	1:42.25

EVENT 121 FINAL OF EVENT 221 Womens Open 200m IM

FINA A Time 2:13.36 - World Top 16 Time 2:12.87

Full Results

Place	Name	YoB	Club	Time	R.T.FINA Pt	50	100	150
1.	Hannah Miley	(89)	Garioch	2:10.77	+ 0.71 897	29.19	1:02.28	1:39.75
2.	Sophie Allen	(92)	Stockport Mo	2:11.71	+ 0.67 878	28.29	1:02.74	1:39.86
3.	Sophie Smith	(94)	Co Leicester	2:12.31	+ 0.70 866	28.20	1:02.34	1:41.16
4.	Aimee Willmott	(93)	Middlesboro	2:13.52	+ 0.72 843	28.63	1:02.28	1:41.82
5.	Lucy Spencer	(93)	Co Sheffield	2:13.53	+ 0.68 843	28.83	1:03.40	1:42.29
6.	Siobhan-Marie O'Connor	(95)	Bath Univ	2:15.49	+ 0.72 807	28.12	1:01.22	1:41.78
7.	Emma Smithurst	(91)	Swansea Perf	2:16.97	+ 0.75 781	30.15	1:04.14	1:44.04
8.	Rachael Solway	(92)	Loughboro Un	2:17.12	+ 0.69 778	29.49	1:04.27	1:43.92

EVENT 127 FINAL OF EVENT 27 Womens MC 100m Freestyle

Multi-Disability by British Disability Points

Place	Name	YoB	Club	Cat.	Time	R.T.BDPoints	50
1.	Heather Frederiksen	(85)	Co Salford	8	1:08.13	+ 0.82 932	32.86
2.	Eleanor Simmonds	(94)	Swansea Perf	6	1:17.98	+ 0.66 925	37.89
3.	Rhiannon Henry	(87)	Co Manch Aq	13	1:01.11	+ 0.75 894	29.26
4.	Hannah Russell	(96)	Guildford Ct	12	1:02.33	+ 0.75 869	29.53
5.	Louise Watkin	(92)	Co Salford	9	1:04.65	+ 0.74 843	31.17
6.	Stephanie Millward	(81)	Swansea Perf	9	1:05.05	+ 0.79 828	31.09
7.	Susannah Rodgers	(83)	Otter	7	1:13.08	+ 0.89 822	34.86
8.	Claire Cashmore	(88)	Co Leeds	9	1:05.44	+ 0.70 813	31.65

EVENT 128 FINAL OF EVENT 28 Mens MC 100m Freestyle

Multi-Disability by British Disability Points

Place	Name	YoB	Club	Cat.	Time	R.T.BDPoints	50
1.	Sean Fraser	(90)	Warrender Ba	8	1:01.00	+ 0.88 843	29.40
2.	Matthew Walker	(78)	Marple	7	1:03.95	+ 0.94 840	30.47
3.	Josef Craig	(97)	South Tyne	7	1:04.35	+ 0.69 824	30.72
4.	Jonathan Fox	(91)	Newquay	7	1:04.41	+ 0.77 822	30.84
5.	David Ellis	(86)	Co Manch Aq	13	57.19	+ 0.68 803	27.23
6.	Simon Miller	(86)	Co Manch Aq	9	1:00.34	+ 0.73 770	28.65
7.	Stefan Hoggan	(92)	Carnegie	9	1:00.59	+ 0.77 760	29.01
8.	Sam Hynd	(91)	Swansea Perf	8	1:03.42	+ 0.67 750	30.80



Results Day 4 Finals Tuesday 6 March 2012

EVENT 124 FINAL OF EVENT 24 Mens Guest 100m Freestyle

Full Results

Place	Name	YoB	Club	Time	R.T.FINA Pt	50
1.	Konrad Czerniak	(89)	Poland	49.46	+ 0.70 853	23.57
2.	Markus Deibler	(90)	Germany	49.50	+ 0.70 851	23.70
3.	Martin Verner	(80)	Czech Rep	49.57	+ 0.67 847	23.97
4.	Steffen Deibler	(87)	Germany	49.58	+ 0.65 846	23.90
5.	Stefan Nystrand	(81)	Sweden	49.89	+ 0.85 831	23.63
6.	Emmanuel Vanluchene	(92)	Belgium	49.91	+ 0.59 830	24.01
7.	Petter Stymne	(83)	Sweden	49.99	+ 0.78 826	24.07
8.	Tiago Venancio	(87)	Portugal	50.30	+ 0.70 811	23.73

EVENT 125 FINAL OF EVENT 25 Womens Guest 200m Butterfly

Full Results

Place	Name	YoB	Club	Time	R.T.FINA Pt	50	100	150
1.	Mireia Belmonte	(90)	Spain	2:07.63	+ 0.75 869	29.24	1:02.11	1:35.00
2.	Otylia Jedrzejczak	(83)	Poland	2:07.92	+ 0.75 863	29.30	1:02.33	1:34.98
3.	Martina Granstroem	(91)	Sweden	2:08.99	+ 0.74 842	29.56	1:02.45	1:35.69
4.	Hye Ra Choi	(91)	Korea	2:09.59	+ 0.70 830	29.08	1:01.99	1:35.38
5.	Lyndsay De Paul	(88)	USA	2:10.68	+ 0.63 809	29.41	1:02.68	1:36.49
6.	Sara Oliveira	(85)	Portugal	2:11.40	+ 0.60 796	29.57	1:02.70	1:36.70
7.	Amanda Loots	(78)	South Africa	2:11.46	+ 0.72 795	29.49	1:03.00	1:36.97
8.	Ida Marko-Varga	(85)	Sweden	2:13.02	+ 0.57 767	29.22	1:02.59	1:37.20

EVENT 126 FINAL OF EVENT 26 Mens Guest 200m Breaststroke

Full Results

Place	Name	YoB	Club	Time	R.T.FINA Pt	50	100	150
1.	Laurent Carnol	(89)	Luxembourg	2:12.50	+ 0.73 887	29.95	1:03.80	1:37.98
2.	Melquiades Alvarez	(88)	Spain	2:13.23	+ 0.68 872	30.70	1:04.71	1:38.82
3.	Janghun Ju	(95)	Korea	2:14.67	+ 0.63 844	30.28	1:04.34	1:39.32
4.	Jonas Coreelman	(91)	Belgium	2:14.86	+ 0.70 841	30.60	1:05.14	1:39.88
5.	Kyuwoong Choi	(90)	Korea	2:15.20	+ 0.67 834	31.03	1:05.95	1:40.23
6.	Hendrik Feldwehr	(86)	Germany	2:15.65	+ 0.66 826	29.48	1:04.18	1:40.23
7.	Seungcheol Oh	(93)	Korea	2:15.73	+ 0.70 825	30.58	1:05.20	1:40.16
8.	Jin Soo Kim	(87)	Korea	2:17.51	+ 0.61 793	31.46	1:05.97	1:40.63



Results Day 5 Heats Wednesday 7 March 2012

	WR	ER	GBR	FINA A	T 16
100M Freestyle	52.07	52.07	52.87	54.57	54.46

EVENT 29 Womens Open 100m Freestyle

Full Results

Place	Name	YoB	Club	Time	R.T.FINA Pt	50
1.	Francesca Halsall	(90)	Loughboro Un	54.14	+ 0.73 889	25.68
2.	Daniela Schreiber	(89)	Germany	54.55	+ 0.85 869	26.32
3.	Jeanette Ottesen	(89)	Denmark	54.67	+ 0.69 864	26.31
4.	Amy Smith	(87)	Loughboro Un	54.71	+ 0.69 862	26.32
5.	Lisa Vitting	(91)	Germany	54.94	+ 851	26.61
6.	Rebecca Turner	(92)	Co Sheffield	54.95	+ 0.63 850	26.76
7.	Karin Prinsloo	(89)	South Africa	54.97	+ 0.83 849	26.76
8.	Hannah Wilson	(89)	Hong Kong	55.06	+ 0.65 845	26.68
9.	Michelle Coleman	(93)	Sweden	55.17	+ 0.74 840	26.44
10.	Pernille Blume	(94)	Denmark	55.42	+ 0.73 829	27.00
11.	Jessica Lloyd	(95)	Co Manch Aq	55.43	+ 0.66 828	27.03
11.	Silke Lippok	(94)	Germany	55.43	+ 0.69 828	26.68
13.	Ruta Meilutyte	(97)	Plymouth Lea	55.57	+ 0.55 822	26.82
14.	Gabriella Fagundez	(85)	Sweden	55.59	+ 0.73 821	27.04
15.	Emma Wilkins	(91)	Loughboro Un	55.64	+ 0.70 819	26.78
16.	Caitlin McClatchey	(85)	Loughboro Un	55.71	+ 0.83 816	27.15
17.	Mie O Nielsen	(96)	Denmark	55.81	+ 0.72 812	27.02
18.	Yue Li	(95)	China	56.07	+ 0.77 800	26.81
19.	Emma Saunders	(94)	Co Manch Aq	56.13	+ 0.73 798	27.67
20.	Alessandra Marchioro	(93)	Brazil	56.15	+ 0.70 797	27.30
21.	Jessica Sylvester	(87)	Nova Cent'n	56.24	+ 0.69 793	27.03
22.	Junghye Kim	(92)	Korea	56.29	+ 0.66 791	27.25
22.	Kimberly Buys	(89)	Belgium	56.29	+ 0.68 791	27.01
24.	Amelia Maughan	(96)	Bath Univ	56.35	+ 0.73 789	27.51
25.	Ekaterina Avramova	(91)	Ealing	56.38	+ 0.69 787	27.75
26.	Hang Yu Sze	(88)	Hong Kong	56.53	+ 0.68 781	27.26
27.	Jolien Sysmans	(92)	Belgium	56.59	+ 0.75 779	27.19
28.	Xinyi Liu	(93)	China	56.60	+ 0.69 778	27.34
29.	Sophie Smith	(94)	Co Leicester	56.73	+ 0.71 773	27.49
30.	Laura Whitaker	(91)	Co Sheffield	56.82	+ 0.68 769	27.17
31.	Harriet Cooper	(97)	Co Leicester	56.90	+ 0.69 766	27.61
32.	Sophie Allen	(92)	Stockport Mo	56.92	+ 0.70 765	27.57
32.	Claire Vilshed	(80)	Sweden	56.92	+ 0.68 765	26.85
34.	Jae Young Lee	(91)	Korea	56.97	+ 0.70 763	27.72
35.	Cecilie Johannesssen	(90)	Norway	57.05	+ 9.13 760	27.56
36.	Petra Klosova	(86)	Czech Rep	57.07	+ 0.73 759	27.36
36.	Amanda Lim	(93)	Singapore	57.07	+ 0.64 759	27.69
38.	Siobhan-Marie O'Connor	(95)	Bath Univ	57.08	+ 0.77 759	27.52
39.	Laura Vertigans	(94)	Plymouth Lea	57.11	+ 0.82 757	27.51
40.	Shauna Lee	(95)	Hatfield	57.16	+ 0.80 755	27.66
41.	Georgina Heyn	(84)	Ealing	57.18	+ 0.73 755	27.36
42.	Lucy Spencer	(93)	Co Sheffield	57.21	+ 0.72 753	27.61
43.	Annelies De Mare	(90)	Belgium	57.22	+ 0.78 753	27.54
44.	Hannah McCarthy	(93)	Cheltenham	57.23	+ 0.67 753	27.41
44.	Hinkelien Schreuder	(84)	Netherlands	57.23	+ 0.73 753	27.12
46.	Simona Baumrtova	(91)	Czech Rep	57.24	+ 0.71 752	27.60
47.	Rachel Lefley	(90)	Loughboro Un	57.27	+ 0.71 751	27.47
48.	Vanessa Mohr	(95)	South Africa	57.29	+ 0.63 750	27.53
49.	Rebecca Guy	(92)	Co Manch Aq	57.32	+ 0.72 749	27.75
50.	Elizabeth Simmonds	(91)	Loughboro Un	57.47	+ 0.62 743	27.52
51.	Chloe Tutton	(96)	Co Cardiff	57.50	+ 0.71 742	27.88
52.	Lucy Ellis	(93)	StirlingSwim	57.59	+ 0.68 739	27.75
53.	Lauren Quigley	(95)	Co Manch Aq	57.60	+ 0.66 738	27.85
54.	Isabella Hindley	(96)	Chelsea&West	57.76	+ 0.71 732	27.83
55.	Siwan Thomas-Howells	(97)	Swim Swansea	57.79	+ 0.76 731	28.13
56.	Gemma Spofforth	(87)	Portsmouth N	57.80	+ 0.71 731	27.65
57.	Carolina Penteado	(91)	Brazil	57.84	+ 0.68 729	27.83
58.	Grace Vertigans	(96)	Plymouth Lea	57.89	+ 0.63 727	27.55
59.	Hayley Townner	(92)	Bath Univ	58.05	+ 0.73 721	28.02





Results Day 5 Heats Wednesday 7 March 2012

EVENT 29 Womens Open 100m Freestyle

60. Flavia Lacerda	(92)	Brazil	58.12	+ 0.69	719	28.00
61. Jessica Cavalheiro	(91)	Brazil	58.27	+ 0.67	713	28.23
62. Emily Knowles-Jones	(96)	Stockport Mo	58.29	+ 0.74	712	28.36
63. Phoebe Lenderyou	(95)	Co Newcastle	58.39	+ 0.76	709	27.95
64. Christine Maillet	(87)	Luxembourg	58.49	+ 0.76	705	28.08
65. Givenchy Sneekes	(97)	Co Birm'ham	58.64	+ 0.68	700	28.39
66. Emily Bashforth	(96)	AIB Tigers	58.68	+ 0.78	698	28.54
67. Rachael O'Donnell	(96)	Carnegie	58.74	+ 0.72	696	28.53
68. Otylia Jedrzejczak	(83)	Poland	58.85	+ 0.73	692	27.91
69. Linda Shaw	(97)	Co Leeds	59.06	+ 0.80	685	28.41
70. Megan Bowen	(97)	Dinnaton	59.20	+ 0.74	680	28.39
71. Hannah Burvill	(97)	Woking	59.25	+ 0.77	678	28.30
72. Sarah Rolko	(94)	Luxembourg	59.72	+ 0.80	662	28.91
73. Mari Davies	(98)	Caernarfon	1:00.19	+ 0.75	647	29.08



Results Day 5 Heats Wednesday 7 March 2012

	WR	EUR	GBR	FINA A	T 16
200m Backstroke	1.51.92	1.54.75	1.55.58	1.58.48	1.58.18

EVENT 30 Mens Open 200m Backstroke

Full Results

Place	Name	YoB	Club	Time	R.T.	FINA Pt	50	100	150
1.	Radoslaw Kawecki	(91)	Poland	1:59.48	+ 0.58	821	28.68	58.25	1:29.17
2.	Darren Murray	(91)	South Africa	2:00.32	+ 0.57	804	27.44	57.36	1:29.05
3.	Marco Loughran	(89)	Guildford Ct	2:01.26	+ 0.58	786	27.87	58.46	1:29.60
4.	Mattias Carlsson	(90)	Sweden	2:01.51	+ 0.59	781	28.36	59.07	1:30.40
5.	Nimrod Shapira Bar-Or	(89)	Israel	2:01.64	+ 0.69	778	28.66	59.12	1:30.75
6.	Ryan Bennett	(90)	Preston	2:01.71	+ 0.58	777	28.05	58.31	1:29.49
7.	Calum Jarvis	(92)	Bath Univ	2:01.93	+ 0.60	773	28.82	59.01	1:30.54
8.	Joseph Patching	(94)	Plymouth Lea	2:02.48	+ 0.64	763	28.18	58.90	1:30.78
9.	Nathan Theodoris	(95)	Swim Swansea	2:02.74	+ 0.61	758	28.86	1:00.02	1:31.35
10.	Chris Walker-Hebborn	(90)	Ellesmere Co	2:02.80	+ 0.62	757	28.01	58.71	1:30.30
11.	Charlie Boldison	(92)	Barnet Copt	2:02.86	+ 0.57	755	28.36	59.11	1:30.78
12.	Roberto Pavoni	(91)	Loughboro Un	2:02.90	+ 0.61	755	29.05	1:00.58	1:32.06
13.	Scott Hathaway	(88)	Loughboro Un	2:03.05	+ 0.60	752	28.15	59.08	1:30.94
14.	Charl Crous	(90)	South Africa	2:03.33	+ 0.67	747	27.95	58.68	1:30.70
15.	Joseph Canlan-Shaw	(88)	Loughboro Un	2:03.56	+ 0.55	743	28.89	1:00.29	1:32.19
16.	Jean Francois Schneide	(90)	Luxembourg	2:03.92	+ 0.62	736	28.90	1:00.75	1:32.41
17.	Liam Knight	(94)	Co Peterboro	2:04.02	+ 0.63	734	28.43	59.37	1:31.73
18.	David Gregory	(92)	Co Sheffield	2:04.24	+ 0.67	731	28.97	59.91	1:31.81
19.	Jonathan Carlisle	(92)	Co Sund'land	2:04.39	+ 0.68	728	28.31	59.58	1:31.99
20.	Ian Powell	(85)	Stockport Mo	2:04.49	+ 0.58	726	28.70	1:00.42	1:32.45
21.	Dan Ruckwood	(92)	Co Birm'ham	2:04.52	+ 0.64	726	29.12	1:00.34	1:32.66
22.	Craig McNally	(92)	Warrender Ba	2:04.62	+ 0.64	724	29.00	1:00.04	1:32.32
23.	Christopher Dart	(90)	Bath Univ	2:04.65	+ 0.58	723	28.51	59.70	1:32.46
24.	Zichen Liu	(92)	Loughboro Un	2:04.75	+ 0.70	722	28.85	59.95	1:31.76
25.	Sebastian Stoss	(86)	Austria	2:04.80	+ 0.79	721	29.50	1:01.17	1:33.09
26.	Samuel Straughan	(93)	Loughboro Un	2:05.51	+ 0.66	709	29.03	1:00.79	1:33.25
27.	Seonkwan Park	(91)	Korea	2:05.58	+ 0.58	707	28.63	1:00.50	1:32.18
28.	Stephen Milne	(94)	Perth City	2:05.61	+ 0.55	707	29.81	1:01.80	1:34.08
29.	Caleb Hughes	(95)	Hatfield	2:05.64	+ 0.66	706	29.85	1:01.89	1:34.32
29.	Michael Meyer	(92)	South Africa	2:05.64	+ 0.69	706	28.88	1:00.45	1:33.40
31.	Joonho Kim	(90)	Korea	2:05.87	+ 0.60	703	28.96	1:00.92	1:33.24
32.	Alexis Santos	(92)	Portugal	2:06.22	+ 0.68	697	29.53	1:01.90	1:34.34
33.	Anthony Lucas	(95)	Preston	2:06.29	+ 0.52	696	29.43	1:01.32	1:34.03
34.	Sander Helderweirt	(91)	Belgium	2:06.64	+ 0.59	690	29.38	1:01.51	1:34.15
35.	James Cowburn	(90)	Swansea Perf	2:06.74	+ 0.65	688	29.56	1:01.31	1:33.60
36.	Rikki Morris	(90)	Co Coventry	2:06.95	+ 0.78	685	29.90	1:01.94	1:34.40
37.	Max Litchfield	(95)	Donc Dantes	2:06.97	+ 0.60	684	29.49	1:01.01	1:34.15
38.	Joe Elwood	(93)	Co Manch Aq	2:07.30	+ 0.61	679	29.44	1:01.72	1:34.41
39.	Ross Muir	(91)	F.I.R.S.T.	2:07.37	+ 0.68	678	29.77	1:01.52	1:34.50
40.	Tom Gallichan	(92)	Co Liverpool	2:07.49	+ 0.65	676	29.36	1:01.76	1:34.68
41.	Adam Taylor	(96)	Co Sund'land	2:08.12	+ 0.67	666	30.28	1:02.31	1:35.45
42.	Braddan Westlake	(95)	Lincoln Vulc	2:08.23	+ 0.65	664	30.12	1:02.63	1:36.19
43.	Callum Shaw	(91)	Edinburgh Un	2:08.28	+ 0.61	664	29.04	1:01.27	1:34.83
44.	Jordan Lamb	(96)	Fife Perform	2:08.83	+ 0.63	655	29.71	1:02.26	1:35.87
45.	Daniel Hussey	(95)	Wrexham	2:09.42	+ 0.57	646	29.40	1:02.08	1:36.23
46.	Matthew Hinchliffe	(94)	Bo Kirklees	2:09.46	+ 0.72	646	29.88	1:02.23	1:35.79
47.	Alistair Maclean	(92)	Plymouth Lea	2:09.60	+ 0.71	644	30.03	1:02.12	1:35.49
48.	Thiago Simon	(90)	Brazil	2:09.62	+ 0.62	643	30.17	1:03.00	1:36.12
49.	Marek Polach	(91)	Czech Rep	2:09.70	+ 0.61	642	30.20	1:03.06	1:36.77
50.	Richard Butler	(91)	Bath Univ	2:09.73	+ 0.54	642	29.59	1:01.56	1:35.22
51.	Jack Utting	(97)	UEA Norwich	2:10.15	+ 0.57	635	30.09	1:02.93	1:36.74
52.	Sam Horrocks	(94)	Co Manch Aq	2:10.51	+ 0.56	630	28.99	1:01.47	1:35.50
53.	Barton Townley	(96)	Plymouth Lea	2:12.22	+ 0.76	606	30.19	1:03.03	1:37.35
54.	Josh Pankhurst	(96)	East Grins'd	2:13.08	+ 0.59	594	30.34	1:04.08	1:38.62
55.	Cameron Brown	(96)	Co Newport	2:13.70	+ 0.62	586	31.14	1:04.97	1:39.97
56.	Joshua Booth	(95)	Millfield	2:14.88	+ 0.69	571	29.51	1:01.84	1:37.30



Results Day 5 Heats Wednesday 7 March 2012

	WR	ER	GBR	FINA A	T 16
200m Breaststroke	2.20.12	2.21.62	2.24.04	2.26.89	2.25.99

EVENT 31 Womens Open 200m Breaststroke

Full Results

Place	Name	YoB	Club	Time	R.T.	FINA Pt	50	100	150
1.	Kanako Watanabe	(96)	Japan	2:27.39	+ 0.73	859	34.50	1:11.97	1:49.78
2.	Marina Garcia	(94)	Spain	2:27.50	+ 0.69	857	34.37	1:11.85	1:49.94
3.	Nadja Higl	(87)	Serbia	2:27.60	+ 0.80	855	34.27	1:11.58	1:49.47
4.	Darae Jeong	(91)	Korea	2:28.41	+ 0.76	841	34.31	1:11.68	1:49.84
5.	Joline Hoestman	(88)	Sweden	2:28.79	+ 0.67	835	33.91	1:11.34	1:49.41
6.	Molly Renshaw	(96)	Derventio	2:28.94	+ 0.75	832	34.60	1:12.12	1:50.34
7.	Suyeon Back	(91)	Korea	2:28.97	+ 0.84	832	33.90	1:11.37	1:49.95
8.	Fanny Lecluyse	(92)	Belgium	2:29.16	+ 0.78	828	34.35	1:12.13	1:50.83
9.	Rikke Moller Perersen	(89)	Denmark	2:29.20	+ 0.76	828	34.43	1:10.99	1:51.29
10.	Keiko Fukudome	(93)	Japan	2:29.40	+ 0.77	824	35.02	1:13.22	1:51.47
11.	Stacey Tadd	(89)	Bath Univ	2:29.75	+ 0.79	819	33.93	1:12.17	1:50.83
12.	Hyejin Kim	(94)	Korea	2:29.78	+ 0.71	818	34.50	1:12.96	1:51.53
13.	Shani Stallard	(94)	Ireland	2:30.63	+ 0.72	804	34.48	1:12.76	1:51.31
14.	Caroline Ruhnau	(84)	Germany	2:30.86	+ 0.70	801	33.47	1:11.34	1:50.63
15.	Kerry Buchan	(87)	Edinburgh Un	2:31.24	+ 0.76	795	33.61	1:11.45	1:50.81
16.	Sophie Taylor	(96)	Co Leeds	2:31.41	+ 0.69	792	33.99	1:12.53	1:52.15
17.	Kathryn Meaklim	(89)	South Africa	2:32.07	+ 0.78	782	34.11	1:12.59	1:52.16
18.	Hannah Miley	(89)	Garioch	2:32.16	+ 0.64	780	34.45	1:12.81	1:52.12
19.	Jiwon Yang	(97)	Korea	2:32.38	+ 0.73	777	34.72	1:13.28	1:52.86
20.	Carmella Kitching	(94)	Ortus Lon	2:32.58	+ 0.76	774	34.54	1:13.54	1:52.58
21.	Chloe Bean	(95)	Guildford Ct	2:33.35	+ 0.70	762	34.68	1:13.42	1:53.24
22.	Emma Bird	(91)	Edinburgh Un	2:33.58	+ 0.76	759	35.17	1:13.36	1:53.40
23.	Chloe Tutton	(96)	Co Cardiff	2:33.75	+ 0.71	756	35.23	1:14.20	1:53.64
24.	Rainbow Ip	(97)	Hong Kong	2:34.69	+ 0.78	743	35.24	1:14.61	1:54.62
25.	Kim Janssens	(91)	Belgium	2:35.10	+ 0.64	737	34.28	1:13.95	1:54.63
26.	Siobhan-Marie O'Connor	(95)	Bath Univ	2:35.43	+ 0.62	732	34.35	1:13.20	1:53.16
27.	Kate Hutchinson	(90)	Loughboro Un	2:35.46	+ 0.71	732	35.44	1:14.69	1:54.67
28.	Franko Jonker	(92)	South Africa	2:35.49	+ 0.76	731	35.11	1:15.03	1:55.17
29.	Shannon Loder	(94)	Preston	2:35.67	+ 0.91	729	34.76	1:13.92	1:54.31
30.	Rachael Wilson	(88)	Derwentside	2:35.88	+ 0.80	726	34.56	1:14.02	1:54.47
31.	Jessica Chadwick	(94)	Preston	2:35.95	+ 0.79	725	34.76	1:14.48	1:54.45
32.	Siwen Liu	(95)	China	2:36.07	+ 0.68	723	35.29	1:14.16	1:54.20
33.	Georgina Evans	(96)	Co Liverpool	2:36.30	+ 0.79	720	34.94	1:15.03	1:56.13
34.	Emily Jones	(95)	Garioch	2:36.59	+ 0.78	716	34.25	1:13.14	1:53.83
35.	Lyndsay De Paul	(88)	USA	2:36.75	+ 0.60	714	35.42	1:15.32	1:55.92
36.	Rebecca Swales	(96)	Preston	2:36.82	+ 0.68	713	34.05	1:12.64	1:54.03
36.	Corrie Scott	(93)	Edinburgh Un	2:36.82	+ 0.76	713	34.40	1:13.98	1:54.85
38.	Francesca Marr	(93)	Hillingdon	2:37.03	+ 0.68	710	34.37	1:13.87	1:54.85
39.	Sophie Elphick	(94)	Amersham	2:37.13	+ 0.79	709	35.11	1:14.43	1:55.70
40.	Megan Lee	(95)	Dover Life	2:37.16	+ 0.69	708	35.40	1:15.26	1:56.08
41.	Abbie Wood	(99)	Derventio	2:37.18	+ 0.69	708	36.30	1:16.59	1:57.10
42.	Lucy Budimir	(93)	Harrogate	2:37.57	+ 0.70	703	35.19	1:14.93	1:55.83
43.	Charlotte Bradbury	(95)	Co Liverpool	2:37.61	+ 0.59	702	35.49	1:15.18	1:55.97
44.	Jessie Foster	(98)	Seagulls Swi	2:37.85	+ 0.74	699	36.03	1:16.87	1:57.27
45.	Rachael Solway	(92)	Loughboro Un	2:37.87	+ 0.68	699	34.95	1:14.31	1:55.30
46.	Rebecca Barsby	(93)	Nova Cent'n	2:38.11	+ 0.84	696	35.96	1:15.94	1:56.79
47.	Jodie Hawksworth	(95)	Derventio	2:38.34	+ 0.70	692	34.37	1:14.61	1:56.66
48.	Katie Raybould	(90)	Loughboro Un	2:38.85	+ 0.67	686	35.16	1:15.08	1:56.66
49.	Hannah Wardle	(93)	Co Sheffield	2:39.38	+ 0.75	679	34.71	1:14.42	1:56.64
50.	Megan Morrison	(98)	Co Leicester	2:39.63	+ 0.80	676	36.18	1:16.76	1:58.49
51.	Rachel Ritchie	(96)	Carnforth	2:40.56	+ 0.77	664	34.64	1:14.86	1:57.48
52.	Emma Cain	(99)	Guildford Ct	2:40.79	+ 0.73	661	36.22	1:17.49	1:59.42
53.	Lucy Davies	(98)	Weston S M	2:41.20	+ 0.79	656	36.74	1:17.11	1:58.72
54.	Freya Resendez	(96)	Co Leeds	2:42.67	+ 0.78	639	36.05	1:16.86	1:58.97
55.	Katie Matts	(98)	Co Salford	2:43.24	+ 0.76	632	35.52	1:17.10	2:00.68
56.	Victoria Hall	(98)	Co Newcastle	2:43.73	+ 0.66	626	36.68	1:18.19	2:01.19
57.	Laura Hyland	(94)	Southport	2:44.23	+ 0.84	621	35.95	1:16.57	2:00.01
58.	Naomi Vides	(94)	Poole	2:45.32	+ 0.67	608	37.47	1:19.35	2:02.71
59.	Elizabeth Hopkins	(99)	Co South'ton	2:50.80	+ 0.78	552	38.29	1:21.11	2:05.97
	Claudia Kitching	(95)	Ortus Lon	DQ SA-2L					





Results Day 5 Heats Wednesday 7 March 2012

EVENT 32 Mens Open 200m IM

Full Results

Place	Name	YoB	Club	Time	R.T.FINA Pt	50	100	150
1.	Simon Sjoedin	(86)	Sweden	2:00.11	+ 0.69 857	26.00	56.70	1:31.19
2.	Jan David Schepers	(90)	Germany	2:00.15	+ 0.72 856	26.12	57.17	1:31.84
3.	Markus Rogan	(82)	Austria	2:00.94	+ 0.78 839	26.79	56.88	1:31.82
4.	James Goddard	(83)	Stockport Mo	2:01.52	+ 0.65 827	25.43	55.01	1:30.55
5.	Ieuan Lloyd	(93)	Co Cardiff	2:01.55	+ 0.71 827	25.69	56.89	1:32.75
6.	Markus Deibler	(90)	Germany	2:02.00	+ 0.74 818	25.57	58.21	1:32.83
7.	Daniel Wallace	(93)	Warrender Ba	2:02.17	+ 0.70 814	26.12	57.36	1:32.68
8.	Joseph Roebuck	(85)	Loughboro Un	2:02.38	+ 0.76 810	25.52	57.10	1:32.16
9.	Raphael Stacchiotti	(92)	Luxembourg	2:02.64	+ 0.62 805	26.27	58.02	1:33.83
10.	Peng Wu	(87)	China	2:02.91	+ 0.68 800	26.07	57.57	1:33.63
11.	Lewis Coleman	(92)	Co Sheffield	2:03.08	+ 0.76 796	26.75	59.03	1:33.93
12.	Dinko Jukic	(89)	Austria	2:03.21	+ 0.71 794	25.77	57.13	1:33.78
13.	Roberto Pavoni	(91)	Loughboro Un	2:03.47	+ 0.64 789	26.48	58.15	1:33.84
14.	Adam Harrington	(91)	Loughboro Un	2:03.74	+ 0.70 784	26.09	57.19	1:33.52
15.	Thomas Greenfield	(89)	Co Cardiff	2:04.04	+ 0.67 778	26.45	59.03	1:35.74
16.	Thomas Litten	(92)	Rushmoor Ryl	2:04.26	+ 0.66 774	25.94	57.38	1:33.77
17.	Michael Meyer	(92)	South Africa	2:04.34	+ 0.69 772	26.76	58.64	1:35.09
18.	Max Litchfield	(95)	Donc Dantes	2:04.35	+ 0.63 772	27.07	57.93	1:34.37
19.	Xavier Mohammed	(90)	Co Cardiff	2:04.41	+ 0.70 771	26.89	58.01	1:34.08
20.	Thiago Simon	(90)	Brazil	2:04.81	+ 0.69 764	26.55	59.15	1:35.10
21.	Zhengchao Ye	(95)	China	2:04.95	+ 0.64 761	26.90	58.87	1:35.67
22.	Xiang Jin	(92)	China	2:04.98	+ 0.70 760	26.87	59.86	1:36.79
23.	Pawel Korzeniowski	(85)	Poland	2:05.06	+ 0.71 759	26.26	59.16	1:37.11
24.	Wonyong Jung	(92)	Korea	2:05.14	+ 0.68 757	26.93	58.53	1:34.89
25.	Evandro Silva	(91)	Brazil	2:05.24	+ 0.68 756	26.88	58.86	1:34.91
26.	Jonathan Hill	(92)	Plymouth Lea	2:05.46	+ 0.70 752	26.19	57.34	1:35.48
27.	Matthew Johnson	(95)	Co Sheffield	2:05.50	+ 0.71 751	26.97	59.31	1:36.02
28.	Alexander Jones	(91)	Co Leeds	2:05.67	+ 0.71 748	26.54	59.23	1:36.27
29.	Thomas Barton	(94)	Co Liverpool	2:05.74	+ 0.65 747	27.31	1:00.50	1:37.49
30.	Nimrod Shapira Bar-Or	(89)	Israel	2:05.75	+ 0.74 747	26.59	58.11	1:36.78
31.	Mark Szaranek	(95)	Carnegie	2:06.08	+ 0.58 741	26.20	58.36	1:35.56
32.	Chris Suggitt	(93)	Swansea Perf	2:06.28	+ 0.66 737	27.44	59.51	1:35.65
33.	Ross Muir	(91)	F.I.R.S.T.	2:06.34	+ 0.75 736	28.13	59.82	1:35.77
34.	James Guy	(95)	Millfield	2:06.39	+ 0.65 735	26.66	58.94	1:36.48
35.	Sean Leahy	(90)	Hatfield	2:07.22	+ 0.69 721	26.77	1:00.57	1:36.93
36.	James Thomson	(89)	Edinburgh Un	2:07.23	+ 0.77 721	27.22	59.09	1:35.43
37.	Jonathan Quinn	(90)	Hatfield	2:07.47	+ 0.73 717	26.60	59.08	1:35.93
38.	Fraser Minnican	(95)	Co Liverpool	2:07.83	+ 0.75 711	27.16	59.54	1:38.32
39.	Caleb Hughes	(95)	Hatfield	2:08.13	+ 0.80 706	27.36	1:00.11	1:39.28
40.	Fabian Whitbread	(92)	Warrender Ba	2:08.26	+ 0.73 704	27.89	1:00.26	1:36.88
41.	Connor Barrett	(90)	Ealing	2:08.55	+ 0.68 699	25.86	58.82	1:36.55
42.	Beomho Park	(88)	Korea	2:08.56	+ 0.71 699	26.72	59.37	1:36.99
43.	Thomas Hollingsworth	(88)	Beau Sejour	2:08.69	+ 0.67 696	27.23	1:00.25	1:36.68
44.	Liam Knight	(94)	Co Peterboro	2:09.18	+ 0.67 689	27.26	58.81	1:37.79
45.	Laurent Carnol	(89)	Luxembourg	2:10.29	+ 0.75 671	27.60	1:01.88	1:37.13
46.	Joseph Poynter	(95)	Millfield	2:12.28	+ 0.74 641	28.13	1:01.52	1:41.54
47.	Jake Tyson	(97)	teamipswich	2:13.57	+ 0.69 623	28.38	1:02.19	1:43.13
47.	Matthew Henry	(90)	Kelly Coll	2:13.57	+ 0.70 623	27.08	1:00.75	1:42.22
49.	Joshua Winnicott	(96)	Co Birm'ham	2:13.92	+ 0.66 618	28.79	1:04.42	1:42.87
50.	Daniel Liu	(96)	Millfield	2:14.94	+ 0.68 604	28.90	1:03.34	1:42.00
	Ryan Flanagan	(94)	Co Leeds	DQ ST-				
	Tristan Slater	(93)	Millfield	DQ T-2L				





Results Day 5 Heats Wednesday 7 March 2012

EVENT 34 Mens MC 50m Butterfly

Multi-Disability by British Disability Points

Place	Name	YoB	Club	Cat.	Time	R.T.	BDPoints
1.	Sascha Kindred	(77)	Leominster	6	32.91	+ 0.82	819
2.	Matthew Walker	(78)	Marple	7	33.11	+ 0.93	772
3.	Sam Bradley	(93)	Team Luton	7	35.90	+ 0.96	605
4.	Josef Craig	(97)	South Tyne	7	36.26	+ 0.74	588
5.	Andrew Mullen	(96)	Ren 96	5	41.34	+ 0.91	573
6.	Alexander Goodman	(91)	Portsmouth N	7	38.86	+ 0.83	477
7.	W Holland-Leavens	(90)	Co Salford	6	39.54	+ 0.99	472
8.	Lyndon Longhorne	(95)	Wear Valley	5	51.84	+ 0.65	290





Results Day 5 Heats Wednesday 7 March 2012

EVENT 35 Womens MC 100m Butterfly

Multi-Disability by British Disability Points

Place	Name	YoB	Club	Cat.	Time	R.T.BDPoints	50
1.	Eleni Papadopoulos	(92)	Co Manch Aq	10	1:13.74	+ 0.73 786	34.03
2.	Stephanie Millward	(81)	Swansea Perf	9	1:13.51	+ 0.85 748	33.89
3.	Tully Kearney	(97)	Royal Wolv	10	1:15.49	+ 0.79 733	35.35
4.	Gemma Almond	(93)	Swansea Perf	10	1:15.89	+ 0.86 721	35.30
5.	Hannah Russell	(96)	Guildford Ct	12	1:11.67	+ 0.77 683	32.46
6.	Claire Cashmore	(88)	Co Leeds	9	1:16.41	+ 0.69 666	35.55
7.	Ellen Keane	(95)	Kelly Coll	9	1:16.57	+ 0.81 662	35.02
8.	Emma Hollis	(92)	Loughboro Un	8	1:23.61	+ 0.84 629	38.76
9.	Jessica Harper	(94)	Chelsea&West	9	1:19.20	+ 0.80 598	36.16
10.	Chloe Buck	(97)	Team Jorvik	9	1:20.75	+ 0.90 565	37.22





Results Day 5 Heats Wednesday 7 March 2012

EVENT 36 Mens MC 100m Butterfly

Multi-Disability by British Disability Points

Place	Name	YoB	Club	Cat.	Time	R.T.	BDPoints	50
1.	Rafael Bagott	(97)	Newburn	13	1:01.32	+ 0.85	815	28.48
2.	James Hollis	(94)	Epping For't	10	1:00.27	+ 0.70	802	28.42
3.	James Clegg	(94)	Tranent	12	1:02.35	+ 0.73	760	29.11
3.	Sean Fraser	(90)	Warrender Ba	8	1:06.25	+ 0.91	760	31.13
5.	Stefan Hoggan	(92)	Carnegie	9	1:05.11	+ 0.80	757	30.40
6.	David Ellis	(86)	Co Manch Aq	13	1:02.87	+ 0.71	756	28.83
7.	Robert Welbourn	(87)	Swansea Perf	10	1:02.95	+ 0.82	704	29.71
8.	Dervis Konuralp	(80)	Greenw Bo Ma	13	1:04.79	+ 0.77	691	29.33
9.	James Pout	(96)	Co Liverpool	8	1:08.70	+ 0.87	681	32.91
10.	Michael Reeve	(92)	Loughboro Un	12	1:04.78	+ 0.78	678	30.01
11.	Graham Edmunds	(74)	Swansea Perf	10	1:05.72	+ 0.80	618	29.68
12.	Kahoru Harazawa	(97)	Wandsworth	10	1:08.61	+ 0.74	543	31.75
13.	Oscar Livesey	(97)	Greenwich	10	1:09.41	+ 0.78	525	31.73
14.	Andrew Gould	(95)	Sheffield C	10	1:15.18	+ 0.99	413	32.94

